



## N-Channel Enhancement-Mode Vertical DMOS FET

### Ordering Information

BV <sub>DSS</sub> / BV <sub>DGS</sub>	R <sub>DS(ON)</sub> (max)	I <sub>D(ON)</sub> (min)	Order Number / Package
			TO-92
40V	3.0Ω	2.0A	VN0104N3
60V	3.0Ω	2.0A	VN0106N3

### Features

- Free from secondary breakdown
- Low power drive requirement
- Ease of paralleling
- Low C<sub>ISS</sub> and fast switching speeds
- Excellent thermal stability
- Integral Source-Drain diode
- High input impedance and high gain
- Complementary N- and P-channel devices

### Applications

- Motor controls
- Converters
- Amplifiers
- Switches
- Power supply circuits
- Drivers (relays, hammers, solenoids, lamps, memories, displays, bipolar transistors, etc.)

### Absolute Maximum Ratings

Drain-to-Source Voltage	BV <sub>DSS</sub>
Drain-to-Gate Voltage	BV <sub>DGS</sub>
Gate-to-Source Voltage	± 20V
Operating and Storage Temperature	-55°C to +150°C
Soldering Temperature*	300°C

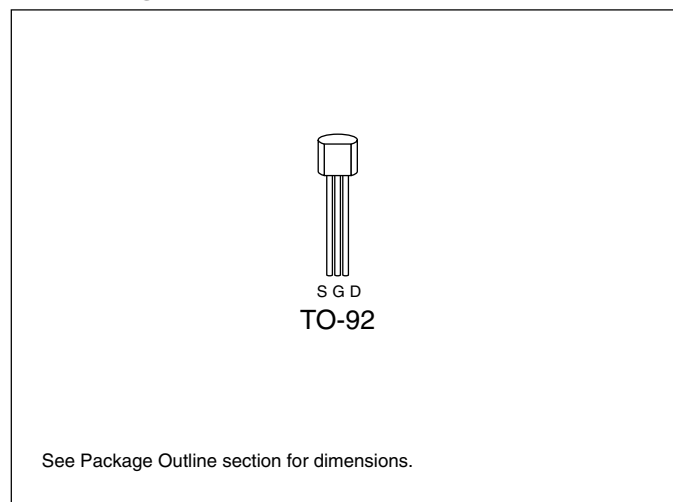
\* Distance of 1.6 mm from case for 10 seconds.

### Advanced DMOS Technology

These enhancement-mode (normally-off) transistors utilize a vertical DMOS structure and Supertex's well-proven silicon-gate manufacturing process. This combination produces devices with the power handling capabilities of bipolar transistors and with the high input impedance and positive temperature coefficient inherent in MOS devices. Characteristic of all MOS structures, these devices are free from thermal runaway and thermally-induced secondary breakdown.

Supertex's vertical DMOS FETs are ideally suited to a wide range of switching and amplifying applications where high breakdown voltage, high input impedance, low input capacitance, and fast switching speeds are desired.

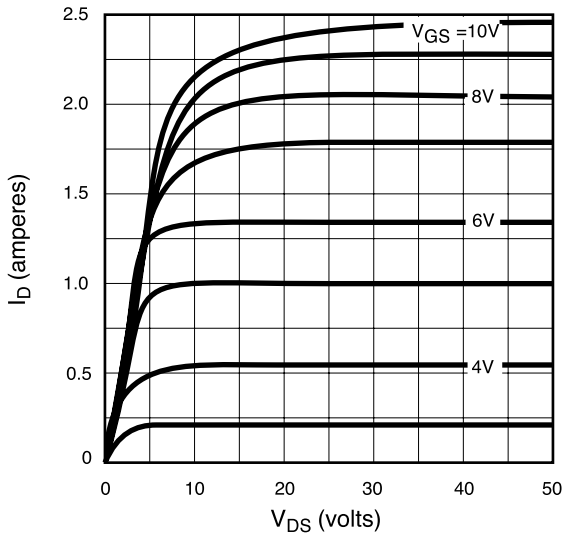
### Package Option



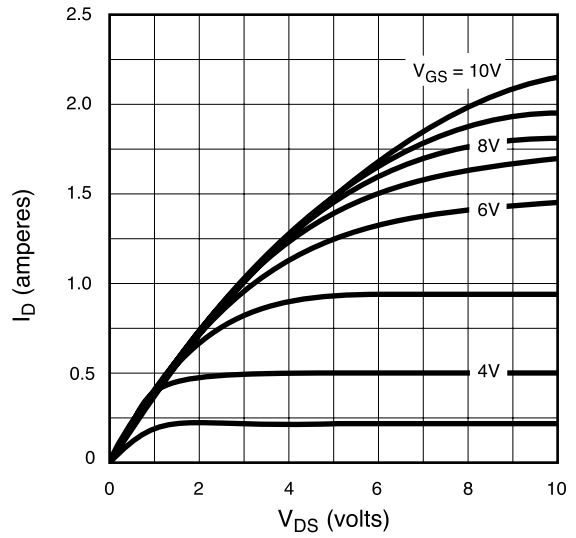


# Typical Performance Curves

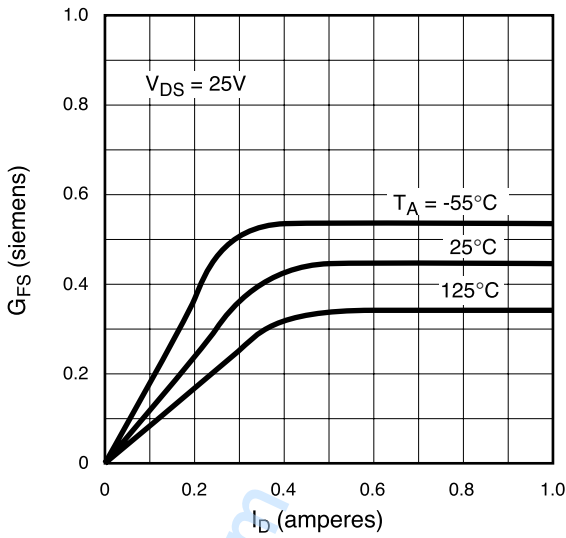
Output Characteristics



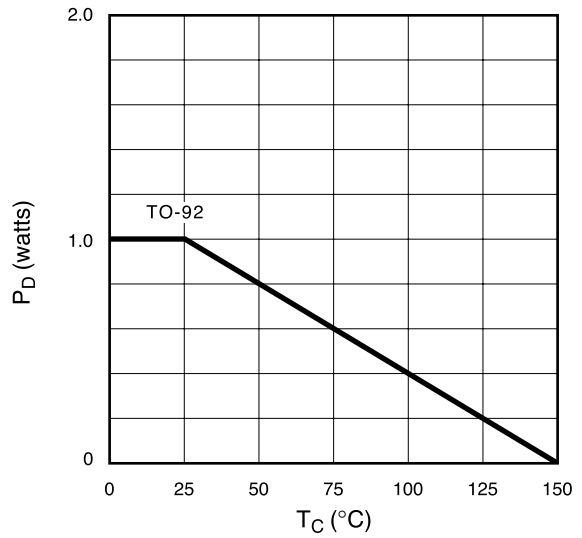
Saturation Characteristics



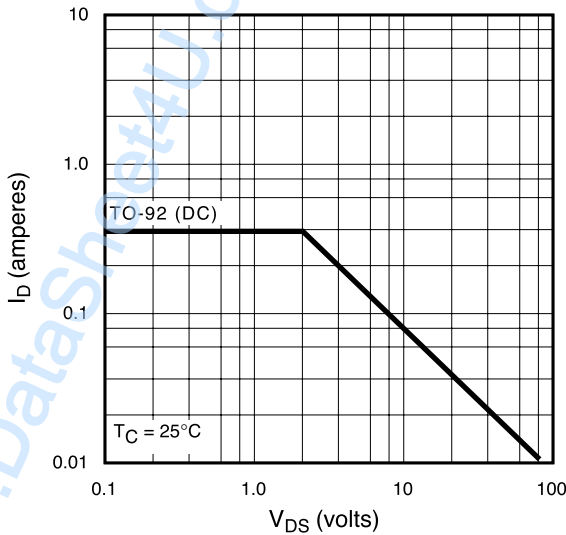
Transconductance vs. Drain Current



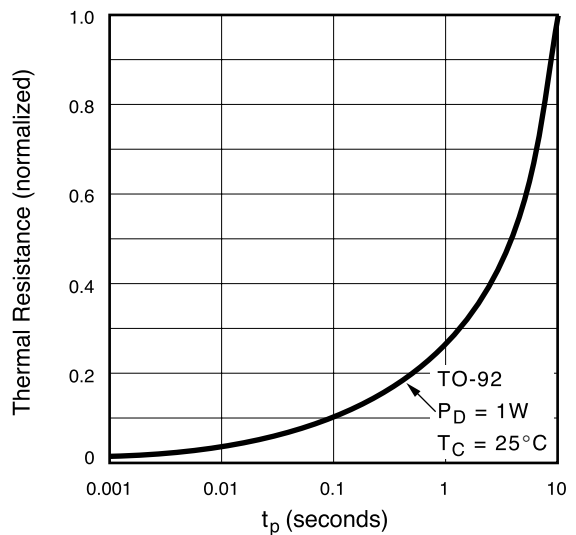
Power Dissipation vs. Case Temperature



Maximum Rated Safe Operating Area

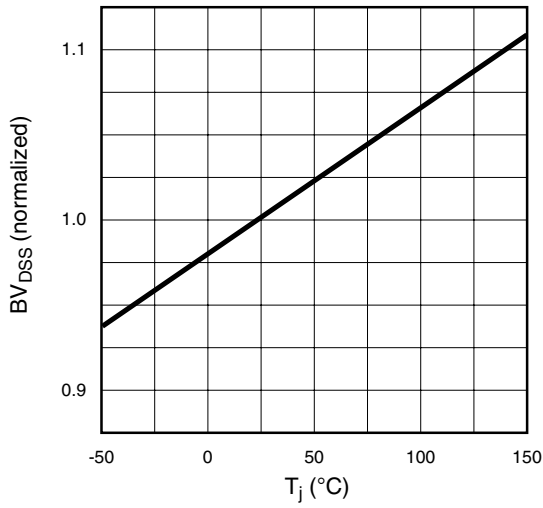


Thermal Response Characteristics

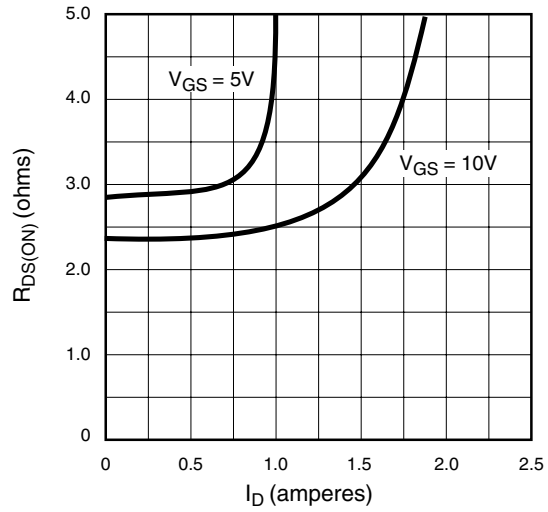


# Typical Performance Curves

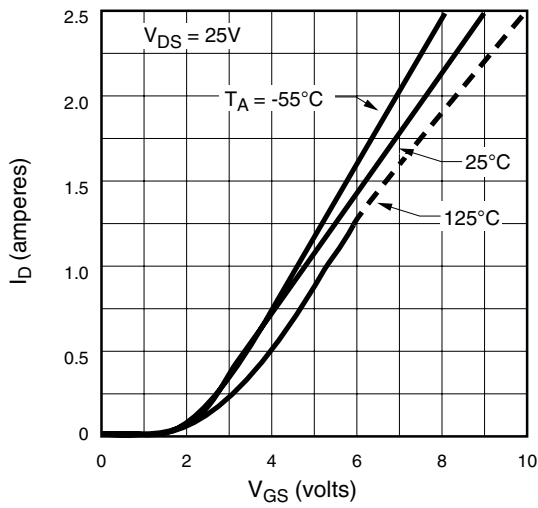
BV<sub>DSS</sub> Variation with Temperature



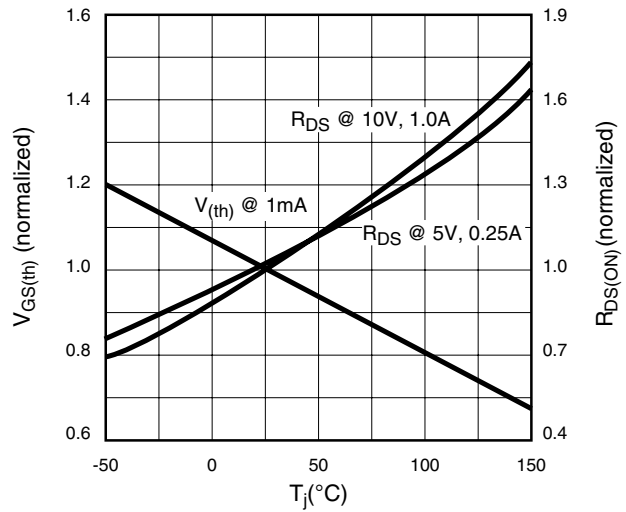
On-Resistance vs. Drain Current



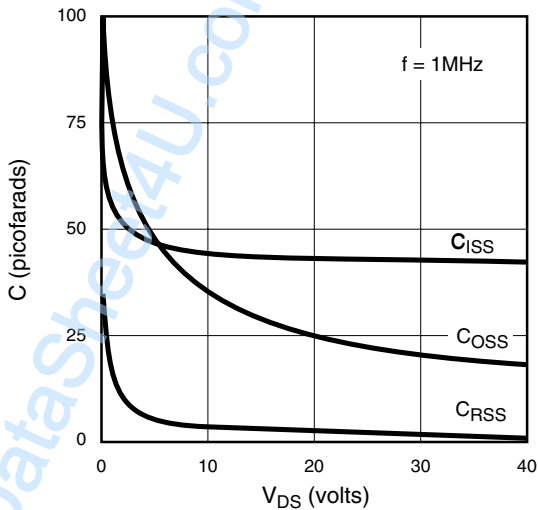
Transfer Characteristics



V<sub>(th)</sub> and R<sub>DS</sub> Variation with Temperature



Capacitance vs. Drain-to-Source Voltage



Gate Drive Dynamic Characteristics

