

# DATA SHEET

## **BFQ225** NPN video transistor

Product specification  
Supersedes data of 1996 July 18  
File under Discrete Semiconductors, SC05

1996 Sep 04

**NPN video transistor**

**BFQ225**

**APPLICATIONS**

- Primarily intended for cascode output and buffer stages in high resolution colour monitors.

**DESCRIPTION**

NPN silicon transistor encapsulated in a 3-lead plastic SOT128B package.

**PINNING**

PIN	DESCRIPTION
1	emitter
2	collector
3	base

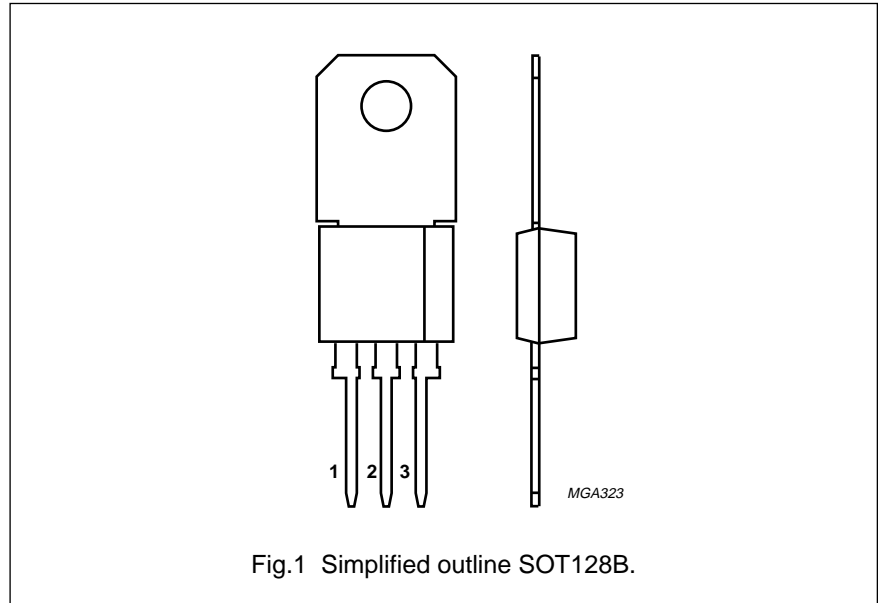


Fig.1 Simplified outline SOT128B.

**QUICK REFERENCE DATA**

SYMBOL	PARAMETER	CONDITIONS	TYP.	MAX.	UNIT
$V_{CB0}$	collector-base voltage	open emitter	–	100	V
$I_C$	collector current (DC)		–	100	mA
$P_{tot}$	total power dissipation	$T_{mb} = 25\text{ °C}$	–	3.75	W
$f_T$	transition frequency	$I_C = 25\text{ mA}; V_{CE} = 10\text{ V}$	1	–	GHz
$C_{re}$	feedback capacitance	$I_C = 0; V_{CB} = 10\text{ V}$	1.7	–	pF
$T_j$	junction temperature		–	175	°C

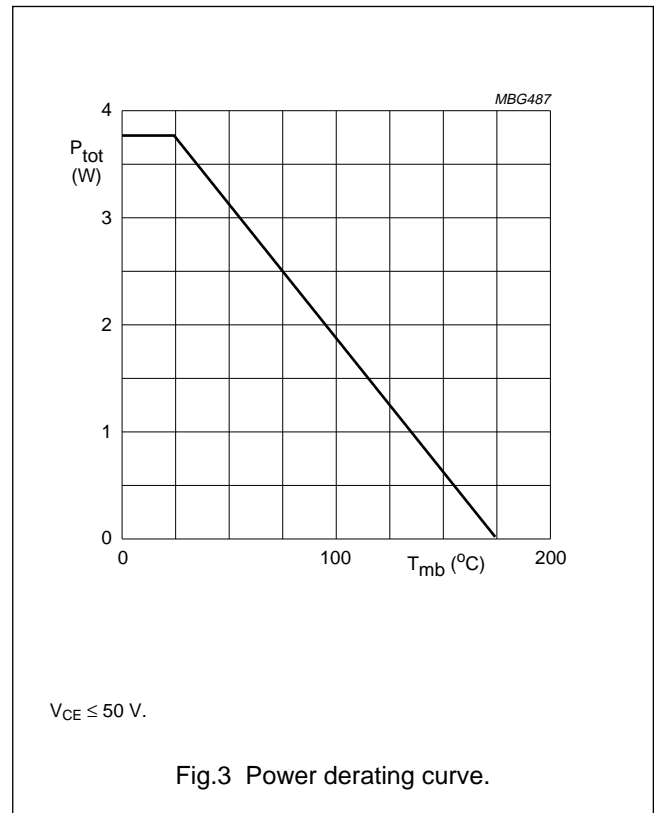
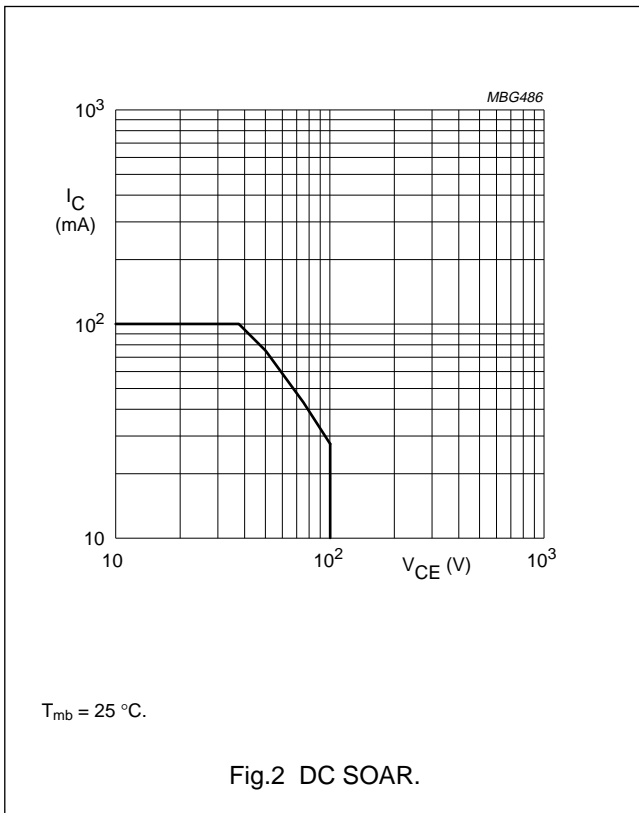
**LIMITING VALUES**

In accordance with the Absolute Maximum Rating System (IEC 134).

SYMBOL	PARAMETER	CONDITIONS	MIN.	MAX.	UNIT
$V_{CB0}$	collector-base voltage	open emitter	–	100	V
$V_{CER}$	collector-emitter voltage	$R_{BE} = 100\ \Omega$	–	95	V
$V_{EBO}$	emitter-base voltage	open collector	–	3	V
$I_C$	collector current (DC)	see Fig.2	–	100	mA
$I_{C(AV)}$	average collector current	see Fig.2	–	100	mA
$P_{tot}$	total power dissipation	$T_{mb} = 25\text{ °C};$ see Fig.3	–	3.75	W
$T_{stg}$	storage temperature		–65	+175	°C
$T_j$	junction temperature		–	175	°C

NPN video transistor

BFQ225



**THERMAL CHARACTERISTICS**

SYMBOL	PARAMETER	CONDITIONS	VALUE	UNIT
$R_{th\ j-mb}$	thermal resistance from junction to mounting base	$P_{tot} = 3.75\text{ W}; T_{mb} = 25\text{ }^{\circ}\text{C}$	40	K/W

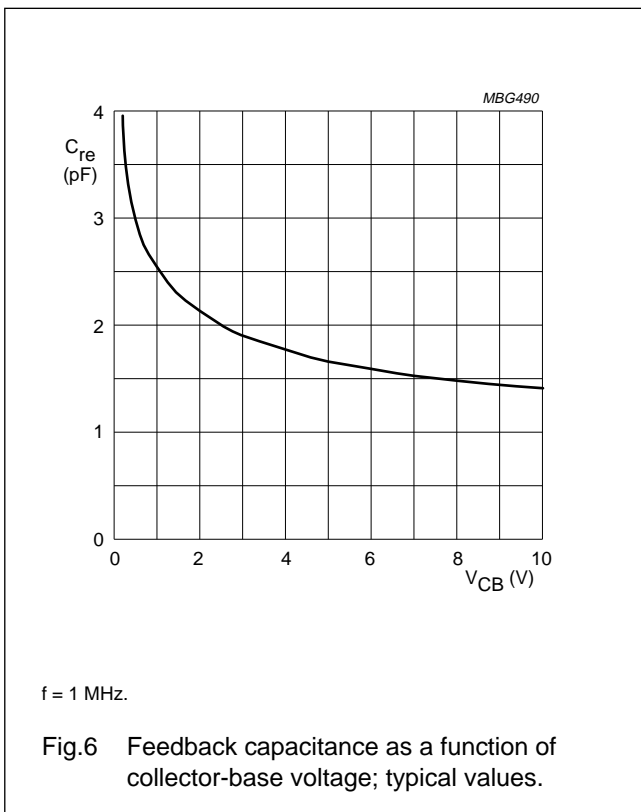
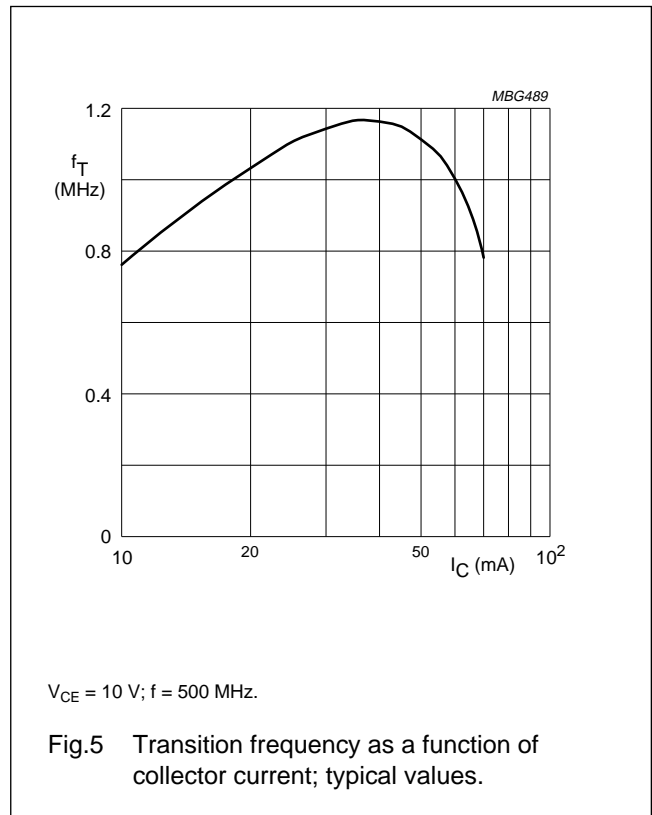
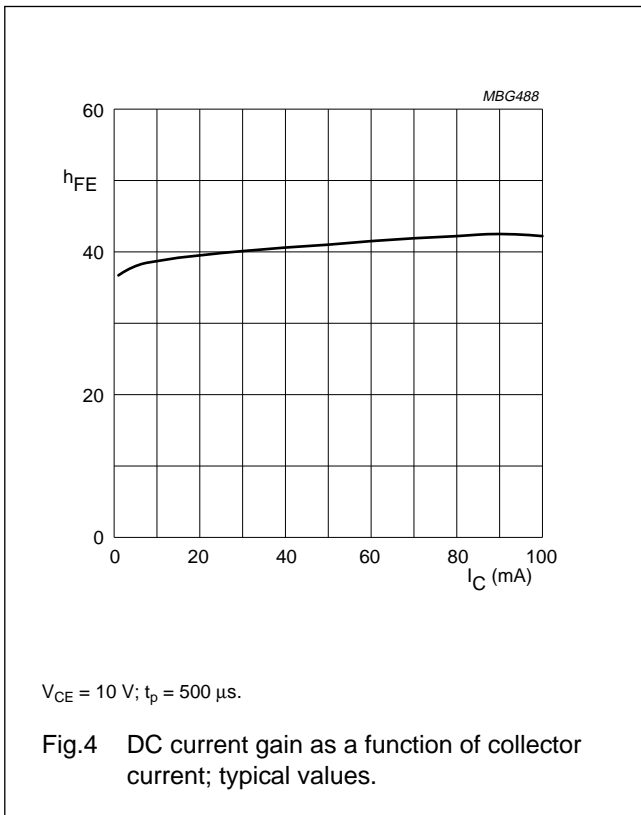
**CHARACTERISTICS**

$T_j = 25\text{ }^{\circ}\text{C}$  unless otherwise specified.

SYMBOL	PARAMETER	CONDITIONS	MIN.	TYP.	MAX.	UNIT
$V_{(BR)CBO}$	collector-base breakdown voltage	$I_C = 0.1\text{ mA}; I_E = 0$	100	–	–	V
$V_{(BR)CER}$	collector-emitter breakdown voltage	$I_C = 1\text{ mA}; R_{BE} = 100\ \Omega$	95	–	–	V
$V_{(BR)EBO}$	emitter-base breakdown voltage	$I_C = 0; I_E = 0.1\text{ mA}$	3	–	–	V
$I_{CES}$	collector-emitter leakage current	$V_{CE} = 50\text{ V}; V_{BE} = 0$	–	–	100	$\mu\text{A}$
$h_{FE}$	DC current gain	$I_C = 25\text{ mA}; V_{CE} = 10\text{ V};$ see Fig.4	20	–	–	
$f_T$	transition frequency	$I_C = 25\text{ mA}; V_{CE} = 10\text{ V};$ $f = 500\text{ MHz};$ see Fig.5	–	1	–	GHz
$C_{re}$	feedback capacitance	$I_C = 0; V_{CB} = 10\text{ V}; f = 1\text{ MHz};$ see Fig.6	–	1.7	–	pF

NPN video transistor

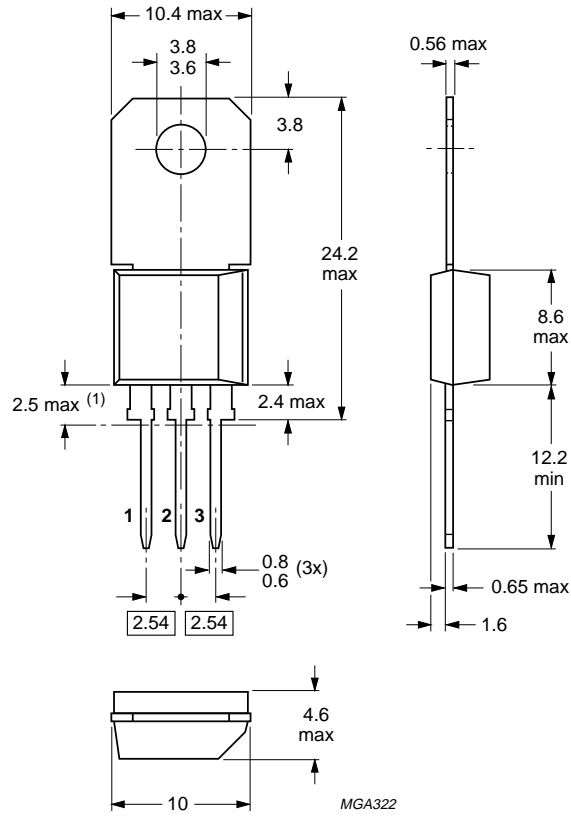
BFQ225



NPN video transistor

BFQ225

PACKAGE OUTLINE



Dimensions in mm.

Fig.7 SOT128B.

## NPN video transistor

BFQ225

**DEFINITIONS**

<b>Data Sheet Status</b>	
Objective specification	This data sheet contains target or goal specifications for product development.
Preliminary specification	This data sheet contains preliminary data; supplementary data may be published later.
Product specification	This data sheet contains final product specifications.
<b>Limiting values</b>	
Limiting values given are in accordance with the Absolute Maximum Rating System (IEC 134). Stress above one or more of the limiting values may cause permanent damage to the device. These are stress ratings only and operation of the device at these or at any other conditions above those given in the Characteristics sections of the specification is not implied. Exposure to limiting values for extended periods may affect device reliability.	
<b>Application information</b>	
Where application information is given, it is advisory and does not form part of the specification.	

**LIFE SUPPORT APPLICATIONS**

These products are not designed for use in life support appliances, devices, or systems where malfunction of these products can reasonably be expected to result in personal injury. Philips customers using or selling these products for use in such applications do so at their own risk and agree to fully indemnify Philips for any damages resulting from such improper use or sale.