


## HRS1(H)Relay



HRS1(H)Relay

### 1.COILDATA

1-1.NominalVoltage	3to24VDC
1-2.CoilResistance	Refertotable1
1-3.OperateVoltage	Refertotable1
1-4.ReleaseVoltage	Refertotable1
1-5.NominalPowerConsumption	200&360mW

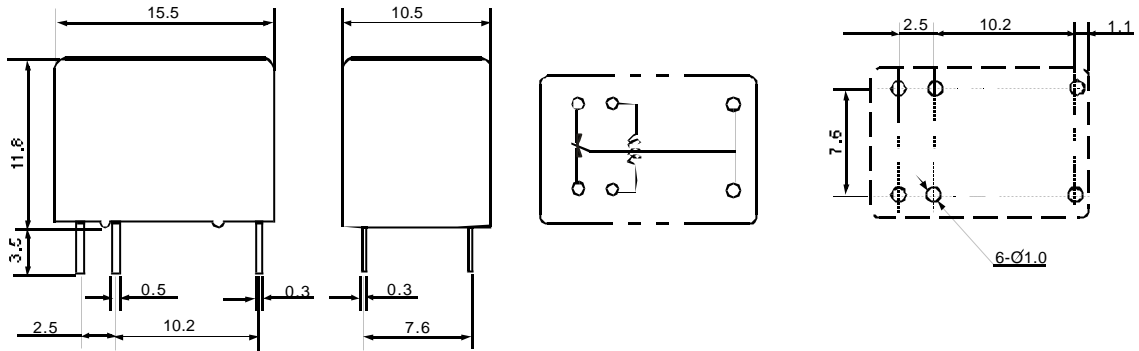
### 2.CONTACTDATA

2-1.ContactArrangement	1FormA,1FormB,1FormC
2-2.ContactMaterial	AuAg,AgAlloy
2-3.ContactRating	1A24VDC/120VAC
2-4.Max.SwitchingVoltage	30VDC/220VAC
2-5.Max.SwitchingCurrent	2A
2-6.Max.SwitchingPower	120VA,30W
2-7.ContactResistance(Initial)	50m .at6VDC1A
2-8.LifeExpectancy	
Electrical	500,000operationsatnominalload(1A24VDC)
Mechanical	10,000,000operations

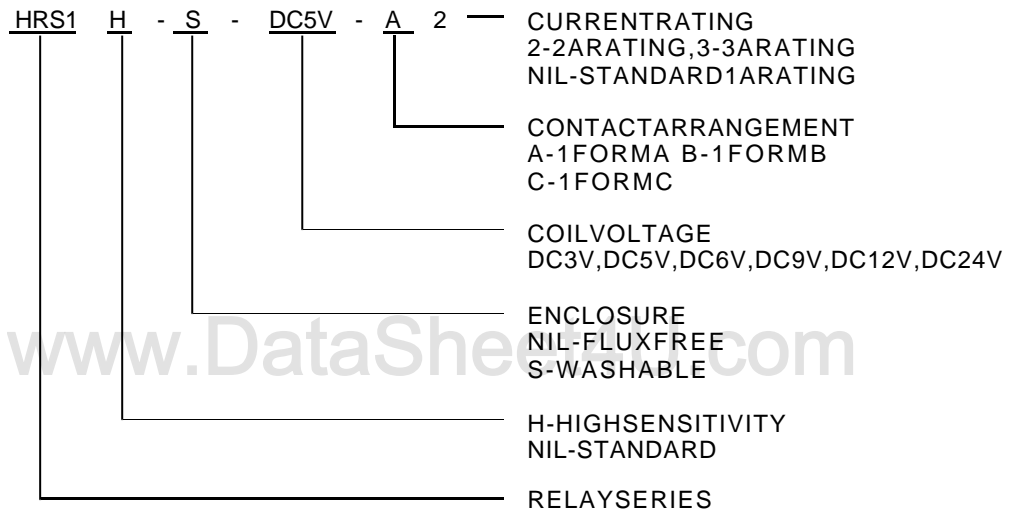
### 3.GENERALDATA

3-1.InsulationResistance	Min.100M .at500VDC
3-2.DielectricStrength	750VAC,1minbetweenopencontacts 1,000VAC,1minbetweencontactsandcoil
3-3.OperateTime	Max.5ms
3-4.ReleaseTime	Max.5ms
3-5.TemperatureRange	-25to+70 °C
3-6.ShockResistance	
Endurance	1,000m/s <sup>2</sup>
Misoperation	100m/s <sup>2</sup>
3-7.VibrationResistance	
Endurance	10to55Hz,1.5mmDoubleAmplitude
Misoperation	10to55Hz,1.5mmDoubleAmplitude
3-8.Heating	80±2°C96hs
3-9.Cold	-40±2°C96hs
3-10.Humidity	35%to85%RH
3-11.Weight	4gr.
3-12.SafetyStandard	ULNO.E164730 CSANO.LR109368-1 CQCNO.03001008747

**4.DIMENSIONS(inmm)**



**5.ORDERINGCODE**



**6.COILDATACHART**

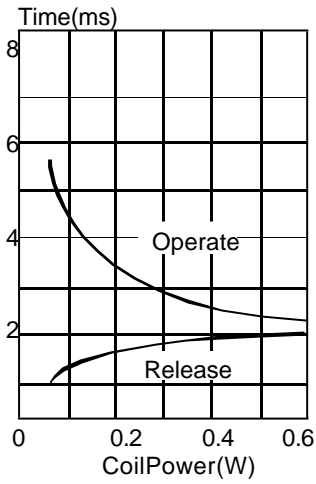
at20 °C

ORDERINGCODE	COIL VOLTAGE VDC	COIL RESISTANCE +/-10%	OPERATE VOLTAGE VDC	RELEASE VOLTAGE VDC	POWER CONSUMPTION mW
HRS1-(S)-DC3V	3	25	2.1	0.30	360
HRS1-(S)-DC5V	5	70	3.5	0.50	
HRS1-(S)-DC6V	6	100	4.2	0.60	
HRS1-(S)-DC9V	9	220	6.3	0.90	
HRS1-(S)-DC12V	12	400	8.4	1.20	
HRS1-(S)-DC24V	24	1600	16.8	2.40	
HRS1H-(S)-DC3V	3	45	2.1	0.30	200
HRS1H-(S)-DC5V	5	120	3.5	0.50	
HRS1H-(S)-DC6V	6	180	4.2	0.60	
HRS1H-(S)-DC9V	9	400	6.3	0.90	
HRS1H-(S)-DC12V	12	700	8.4	1.20	
HRS1H-(S)-DC24V	24	2800	16.8	2.40	

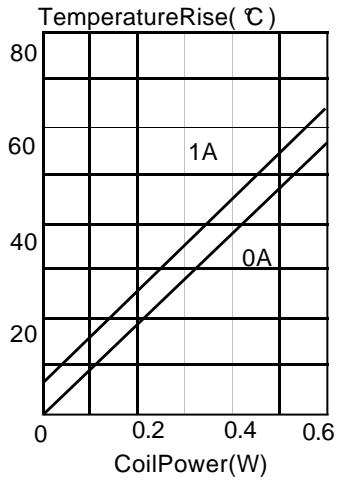
Table 1

7.ENGINEERINGDATA

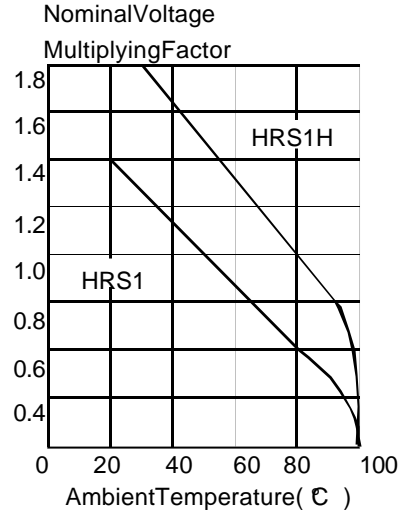
Timing



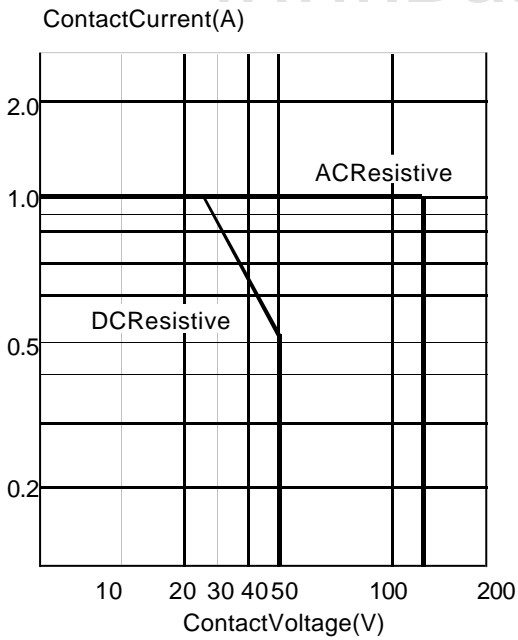
CoilTemperatureRise



OperatingRange



MaximumSwitchingPower



LifeCurve

