


ALUMINUM ELECTROLYTIC CAPACITORS



Snap-in Terminal Type, Withstanding Overvoltage series

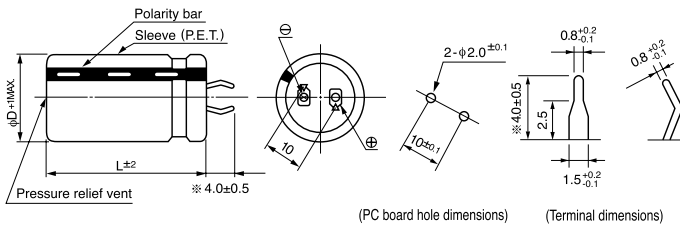
- Withstanding 3000 hours application of rated ripple current at 105°C.
- Suited for 100V/200V switch-over use in switching power supplies.
- Withstanding overvoltage and suited for IEC-60950 application.
- Adapted to the RoHS directive (2002/95/EC).



Specifications

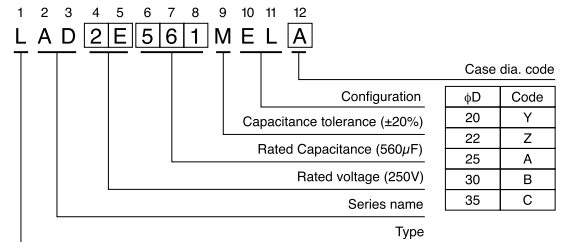
Item	Performance Characteristics		
Category Temperature Range	- 40 ~ +105°C		
Rated Voltage Range	250V		
Rated Capacitance Range	82 ~ 1200μF		
Capacitance Tolerance	±20% at 120Hz, 20°C		
Leakage Current	$I \leq 3\sqrt{CV}$ (μA) (After 5 minutes' application of rated voltage) [C : Rated Capacitance (μF) V : Voltage (V)]		
tan δ	0.15MAX. 120Hz, 20°C		
Stability at Low Temperature	Rated voltage(V)	250	
	Impedance ratio ZT/Z20 (MAX.)	Z - 25°C/Z+20°C	3
		Z - 40°C/Z+20°C	12
		Measurement frequency: 120Hz	
Endurance	After an application of DC voltage (in the range of rated DC voltage even after over-lapping the specified ripple current) for 3000 hours at 105°C, capacitors meet the characteristic requirements listed at right.		
	Capacitance change	Within ±20% of initial value	
	tan δ	200% or less of initial specified value	
Shelf Life	After storing the capacitors under no load at 105°C for 1000 hours, and after performing voltage treatment based on JIS C 5101-4 clause 4.1 at 20°C, they will meet the requirements listed at right.		
	Capacitance change	Within ±15% of initial value	
	tan δ	150% or less of initial specified value	
Withstand excess voltage	Not defective after 7 hours continuous charges of 360VDC at 70°C atmosphere.		
Marking	Printed with white color letter on black sleeve.		

Drawing



※ The other terminal is also available upon request.
Please refer page 237 for schematic of dimensions.

Type numbering system (Example : 250V 560μF)



Dimensions

Cap.(μF)	V(Code) Code	φD	250V (2E)											
			20		22		25		30		35			
82	820	20	20 × 20	0.42										
100	101	20	20 × 25	0.53	22 × 20	0.53								
120	121	20	20 × 25	0.65	22 × 25	0.65	25 × 20	0.65						
150	151	20	20 × 30	0.79	22 × 25	0.79	25 × 25	0.79						
180	181	20	20 × 35	0.90	22 × 25	0.90	25 × 25	0.90	30 × 20	0.90				
220	221	20	20 × 40	1.00	22 × 30	1.00	25 × 25	1.00	30 × 25	1.00				
270	271	20	20 × 45	1.15	22 × 35	1.15	25 × 30	1.15	30 × 25	1.15	35 × 20	1.15		
330	331	20	20 × 50	1.30	22 × 40	1.30	25 × 35	1.30	30 × 25	1.30	35 × 25	1.30		
390	391				22 × 45	1.49	25 × 40	1.49	30 × 30	1.49	35 × 25	1.49		
470	471						25 × 45	1.65	30 × 35	1.65	35 × 25	1.65		
560	561						25 × 50	1.80	30 × 40	1.80	35 × 30	1.80		
680	681								30 × 45	2.00	35 × 35	2.00		
820	821								30 × 50	2.30	35 × 40	2.30		
1000	102										35 × 45	2.47		
1200	122										35 × 50	2.60		

Frequency coefficient of rated ripple current

Frequency (Hz)	50	60	120	300	1k	10k	50k~
Coefficient	0.81	0.85	1.00	1.17	1.32	1.45	1.50

Rated Ripple (Arms) at 105°C 120Hz

Minimum order quantity : 50pcs.