



Micro Commercial Components

Micro Commercial Components
20736 Marilla Street Chatsworth
CA 91311
Phone: (818) 701-4933
Fax: (818) 701-4939

SR202 THRU SR206

Features

- Guard Ring Protection
- Low Forward Voltage Drop
- Low Power Loss for High Efficiency
- Reverse Energy Tested
- Lead Free Finish/RoHS Compliant (Note1) ("P" Suffix designates Compliant. See ordering information)
- Case Material: Molded Plastic. UL Flammability Classification Rating 94V-0 and MSL rating 1.

Maximum Ratings

- Operating Temperature: -50°C to +125°C
- Storage Temperature: -50°C to +125°C
- Maximum Thermal Resistance; 30°C/W Junction To Lead

Part Number	Device Marking	Maximum Recurrent Peak Reverse Voltage	Maximum RMS Voltage	Maximum DC Blocking Voltage
SR202	SR202	20V	14V	20V
SR203	SR203	30V	21V	30V
SR204	SR204	40V	28V	40V
SR206	SR206	60V	42V	60V

Electrical Characteristics @ 25°C Unless Otherwise Specified

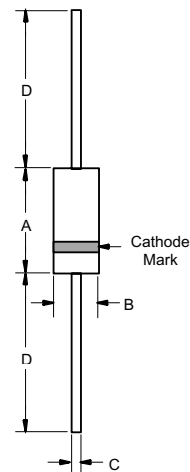
Average forward current	$I_{F(AV)}$	2A	$T_L=90^\circ\text{C}$
Maximum surge current	I_{FSM}	50A	8.3ms, half sine, $T_J = 150^\circ\text{C}$
Max peak forward voltage SR202-SR204 SR206	V_{FM}	.55V .70V	$I_{FM} = 2.0\text{A}; T_J = 25^\circ\text{C}^*$
Max peak reverse current	I_{RM}	1mA 10 mA	$V_{RRM}, T_J = 25^\circ\text{C}$ $T_J = 100^\circ\text{C}$
Typical junction capacitance	C_J	50pF	$V_R = 5.0\text{V}, T_J = 25^\circ\text{C}$

*Pulse test: Pulse width 300 μsec , Duty cycle 2%

Note: 1. High Temperature Solder Exemption Applied, see EU Directive Annex 7.

2 Amp Schottky Barrier Rectifier 20 - 60 Volts

DO-41



DIM	DIMENSIONS				NOTE
	INCHES		MM		
A	.166	.205	4.10	5.20	
B	.080	.107	2.00	2.70	
C	.028	.034	.70	.90	
D	1.000	---	25.40	---	

SR202 thru SR206



Micro Commercial Components

Figure 1
Typical Forward Characteristics

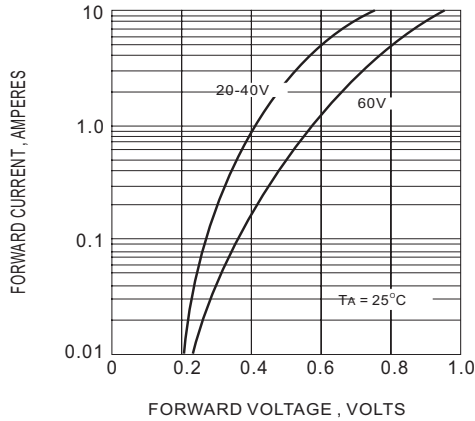
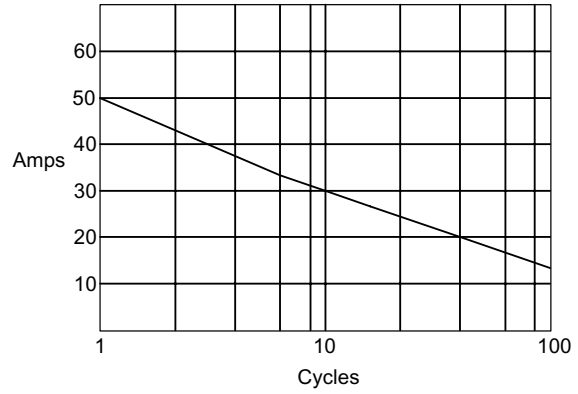


Figure 3
Maximum Nonrepetitive Surge Current



Peak Forward Current - Amperes versus
Number of Cycles at 60Hz

Figure 2
Typical Reverse Characteristics

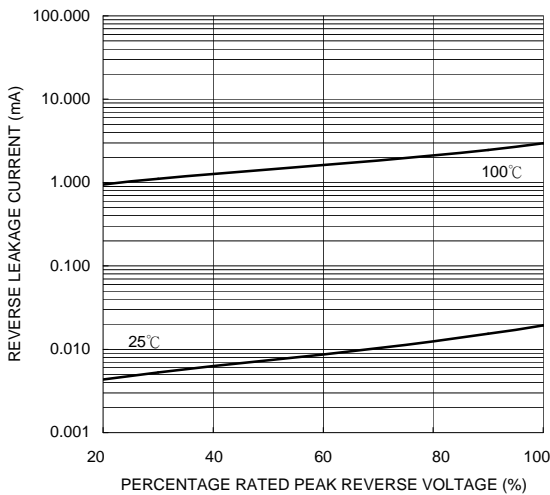
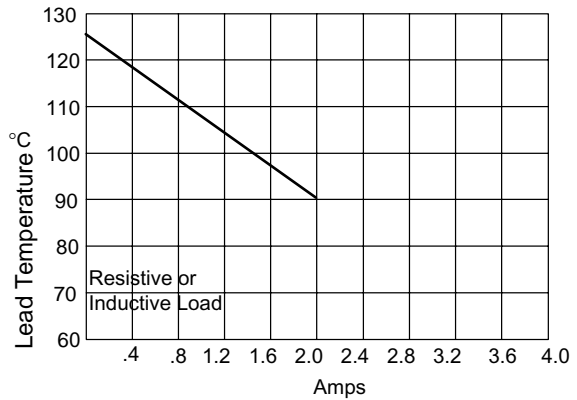


Figure 4
Forward Current Derating



Lead Temperature - °C versus
Average Forward Current - Amperes



Micro Commercial Components

Ordering Information

Device	Packing
(Part Number)-TP	Tape&Reel; 5Kpcs/Reel
(Part Number)-AP	Ammo Packing;5Kpcs/AmmoBox
(Part Number)-BP	Bulk;1Kpcs/Box

IMPORTANT NOTICE

Micro Commercial Components Corp. reserves the right to make changes without further notice to any product herein to make corrections, modifications, enhancements, improvements, or other changes. *Micro Commercial Components Corp.* does not assume any liability arising out of the application or use of any product described herein; neither does it convey any license under its patent rights, nor the rights of others. The user of products in such applications shall assume all risks of such use and will agree to hold *Micro Commercial Components Corp.* and all the companies whose products are represented on our website, harmless against all damages.

APPLICATIONS DISCLAIMER

Products offer by *Micro Commercial Components Corp.* are not intended for use in Medical, Aerospace or Military Applications.