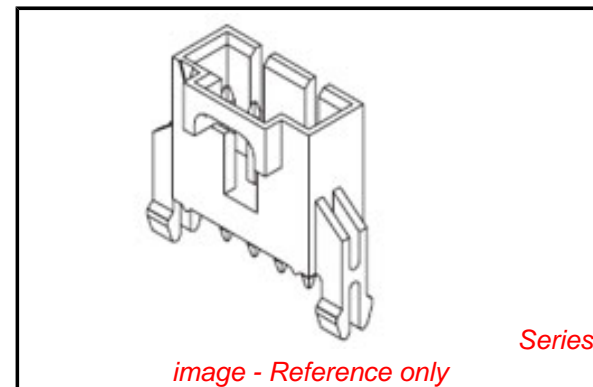


**PLEASE CHECK WWW.MOLEX.COM FOR LATEST PART INFORMATION**

**Part Number:** **0705419036**  
**Status:** **Active**  
**Overview:** [cgrid\\_sl\\_products](#)  
**Description:** 2.54mm (.100") Pitch SL™ Header, Single Row, Vertical, .120" Pocket, Shrouded, with Straight Plastic Peg, 2 Circuits, 0.38µm (15µ") Gold (Au) Selective Plating, Tin (Sn) PC Tail Plating

**Documents:**

[3D Model](#) [Product Specification PS-70541 \(PDF\)](#)  
[Drawing \(PDF\)](#) [RoHS Certificate of Compliance \(PDF\)](#)  
[Product Specification PS-70400 \(PDF\)](#)



**General**

Product Family	PCB Headers
Series	<a href="#">70541</a>
Application	Wire-to-Board
Overview	<a href="#">cgrid_sl_products</a>
Product Name	SL™

**Physical**

Breakaway	No
Circuits (Loaded)	2
Circuits (maximum)	2
Color - Resin	Black
Durability (mating cycles max)	50
First Mate / Last Break	No
Glow-Wire Compliant	No
Guide to Mating Part	No
Keying to Mating Part	None
Lock to Mating Part	Yes
Material - Metal	Brass, Phosphor Bronze
Material - Plating Mating	Gold
Material - Plating Termination	Tin
Material - Resin	High Temperature Thermoplastic
Number of Rows	1
Orientation	Vertical
PC Tail Length (in)	0.130 In
PC Tail Length (mm)	3.30 mm
PCB Locator	Yes
PCB Retention	Yes
PCB Thickness Recommended (in)	0.062 In
PCB Thickness Recommended (mm)	1.60 mm
Packaging Type	Tube
Pitch - Mating Interface (in)	0.100 In
Pitch - Mating Interface (mm)	2.54 mm
Plating min: Mating (µin)	15
Plating min: Mating (µm)	0.375
Plating min: Termination (µin)	75
Plating min: Termination (µm)	1.875
Polarized to Mating Part	Yes
Shrouded	Fully
Stackable	No
Surface Mount Compatible (SMC)	Yes
Temperature Range - Operating	-40°C to +105°C
Termination Interface: Style	Through Hole

**EU RoHS**

**ELV and RoHS Compliant**  
**REACH SVHC**  
 Not Reviewed  
**Halogen-Free Status**  
 Not Reviewed

**China RoHS**



**Need more information on product environmental compliance?**

Email [productcompliance@molex.com](mailto:productcompliance@molex.com)  
 For a multiple part number RoHS Certificate of Compliance, [click here](#)

Please visit the [Contact Us](#) section for any non-product compliance questions.

**Search Parts in this Series**

[70541Series](#)

**Mates With**

SL™ Crimp Housing [70066](#) , [70430](#) , [70400](#)

**Electrical**

Current - Maximum per Contact

3A

Voltage - Maximum

250V

**Material Info****Reference - Drawing Numbers**

Packaging Specification

PK-70873-0014

Product Specification

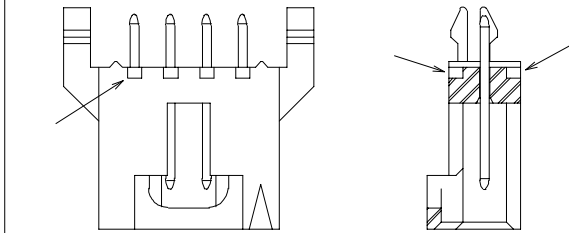
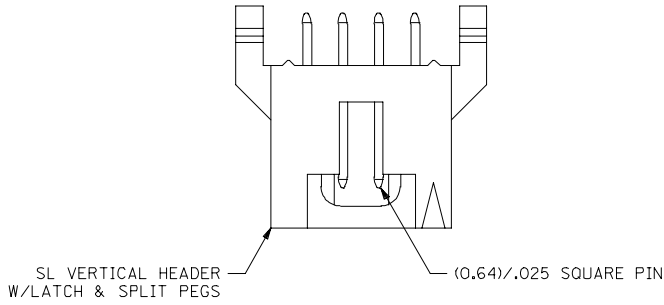
PS-70400, PS-70541

Sales Drawing

SD-70541-001

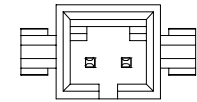
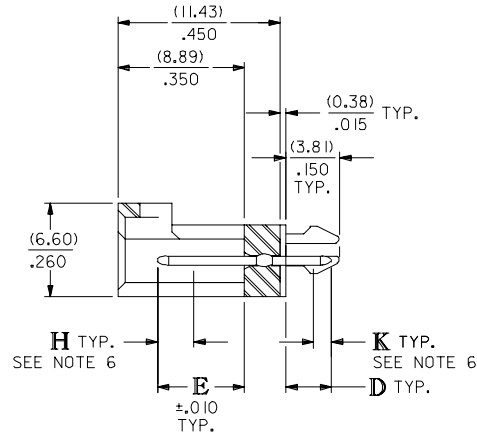
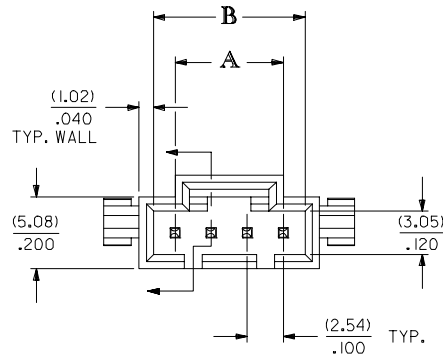
This document was generated on 05/24/2010

**PLEASE CHECK [WWW.MOLEX.COM](http://WWW.MOLEX.COM) FOR LATEST PART INFORMATION**

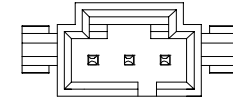


**ALTERNATIVE CORING  
MANUFACTURER'S OPTION**

CKT. SIZE	DIM. "A"		DIM. "B"	
	MM	IN.	MM	IN.
2	2.54	.100	5.33	.210
3	5.08	.200	8.13	.320
4	7.62	.300	10.67	.420
5	10.16	.400	13.21	.520
6	12.70	.500	15.75	.620
7	15.24	.600	18.29	.720
8	17.78	.700	20.83	.820
9	20.32	.800	23.37	.920
10	22.86	.900	25.91	1.020



**2 CIRCUIT**



**3 CIRCUIT**

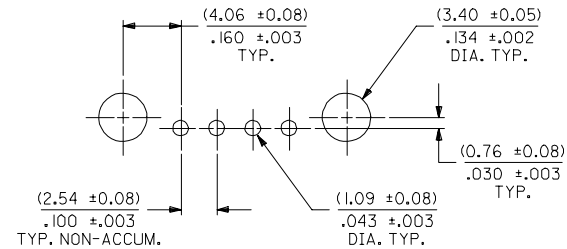
**NOTES:**

1. HEADER MATERIAL: GLASS FILLED POLYESTER; UL94V-0; COLOR: BLACK  
PIN MATERIAL: PHOSPHOR BRONZE
2. HEADER TO BE USED WITH OPTION 'G' 70400 AND 70430 SERIES SL CONNECTORS.
3. REFER TO MOLEX PRODUCT SPECIFICATION PS-70541.
4. STANDARD PACKAGING PER PK-70873-0014.
5. DIMENSIONS WITHOUT TOLERANCE ARE SHOWN FOR REFERENCE ONLY.
6. MEASURE POINT FOR PLATING THICKNESS.

**PLATING:**

- TIN - .000150 MINIMUM TIN PLATE OVER .000050 MINIMUM NICKEL PLATE.
- 15 GOLD - .000015 MINIMUM GOLD PLATE IN SELECT AREA, .000075 MINIMUM TIN PLATE IN SELECT AREA, OVER .000050 MINIMUM NICKEL PLATE OVERALL.
- 30 GOLD - .000030 MINIMUM GOLD PLATE IN SELECT AREA, .000075 MINIMUM TIN PLATE IN SELECT AREA, OVER .000050 MINIMUM NICKEL PLATE OVERALL.

\*THE PRIMARY SHIPPING CARTON WILL BE LABELED "COMPLIANT TO ROHS DIRECTIVE 2002/95/EC AND ELV ANNEX II OF DIRECTIVE 2000/53/EC". CARTONS WITHOUT THIS LABEL MAY CONTAIN PRODUCT WITH LEAD.



**RECOMMENDED PC BOARD LAYOUT**

(FOR USE WITH (1.57)/.062 THICK BOARD)

2	C
1	C
SHT	REV

ADD LEAD FREE #'S EC NO: UICP2006-0364 DRWNSMART 2005/12/12 CHKD:BBARKER 2005/12/19 APPR:SMILLER 2005/12/19 REV:	QUALITY SYMBOLS ◻=0 ◻=0	GENERAL TOLERANCES (UNLESS SPECIFIED) mm INCH 4 PLACES ± --- ± --- 3 PLACES ± --- ± .005 2 PLACES ± 0.13 ± .01 1 PLACE ± 0.25 ± --- ANGULAR ±1/2°	DIMENSION STYLE MM/IN DRAWN BY DATE RKA 04/07/15 CHECKED BY DATE BB 04/07/15 APPROVED BY DATE SM 04/07/15	SCALE 4:1 DESIGN UNITS INCH THIRD ANGLE PROJECTION	TITLE SALES ASSY, SL VERTICAL HEADER W/LATCH & SPLIT PEGS (2.54)/.100 CENTERS MOLEX INCORPORATED	MATERIAL NO. DOCUMENT NO. SD-70541-001	SHEET NO. 1 OF 2
		DRAFT WHERE APPLICABLE MUST REMAIN WITHIN DIMENSIONS		SEE TABLE		THIS DRAWING CONTAINS INFORMATION THAT IS PROPRIETARY TO MOLEX INCORPORATED AND SHOULD NOT BE USED WITHOUT WRITTEN PERMISSION	

		13	12	11	10	9	8	7	6	5	4	3	2	1
J	CIRCUIT SIZE	ASSEMBLY ITEM NUMBER 70541	MANUFACTURE RELEASE STATUS				D REF.	E ± .010	CONNECTOR END PLATING		P.C. BOARD END PLATING			
									TYPE	H MEAS.	TYPE	K MEAS.		
	2-10		R.F.M.				(3.30) .130	(6.10) .240	TIN	(2.54) .100	TIN	(1.27) .050		
	11-25													
I	2-10	-9036-9044	R.F.M.				(3.30) .130	(6.10) .240	15 GOLD	(2.54) .100	TIN	(1.27) .050		
	11-25													
	2-10		R.F.M.				(3.30) .130	(6.10) .240	30 GOLD	(2.54) .100	TIN	(1.27) .050		
	11-25													
H							(3.30) .130	(6.10) .240	30 GOLD	(2.54) .100	TIN	(1.27) .050		
	6-10	-9075-9079	R.F.M.											
G	2-10		R.F.M.				(3.30) .130	(6.10) .240	TIN	(2.54) .100	TIN	(1.27) .050		

F	CIRCUIT SIZE	ASSEMBLY ITEM NUMBER	ASSEMBLY ITEM NUMBER	ASSEMBLY ITEM NUMBER	ASSEMBLY ITEM NUMBER	ASSEMBLY ITEM NUMBER	ASSEMBLY ITEM NUMBER
	2		70541-9036				
	3						
	4		70541-9038				
	5		70541-9039				
	6		70541-9040	70541-9075			
	7		70541-9041				
E	8		70541-9042	70541-9077			
	9		70541-9043				
	10		70541-9044	70541-9079			
	11						
	12						
	13						
D	14						
	15						
	16						
	17						
	18						
C	19						
	20						
	21						
	22						
	23						
	24						
	25						

\*X\* IN COLUMN UNDER 'ASSEMBLY ITEM NUMBER' HEADING DENOTES TOOLING NOT AVAILABLE

ADD -9039,-9040,-9044  
 EC NO: UCP2006-0364  
 DRAWNSWART 2005/12/12  
 CHKD:BBARKER 2005/12/19  
 APPR:SMILLER 2005/12/19  
 REVISIONS

QUALITY SYMBOLS  
 ▽=0  
 ▽=0

GENERAL TOLERANCES (UNLESS SPECIFIED)

	mm	INCH
4 PLACES	± .005	± .0005
3 PLACES	± .005	± .0005
2 PLACES	± 0.13	± .01
1 PLACE	± 0.25	± .01

ANGULAR ±1/2°

DRAFT WHERE APPLICABLE MUST REMAIN WITHIN DIMENSIONS

DIMENSION STYLE  
 MM/IN

DRAWN BY RKA DATE 04/07/15  
 CHECKED BY BB DATE 04/07/15  
 APPROVED BY SM DATE 04/07/23

MATERIAL NO. SEE TABLE

SCALE ---  
 DESIGN UNITS INCH  
 THIRD ANGLE PROJECTION

HEADER STRAIGHT MOUNT  
 .100 GRID S.L.

MOLEX INCORPORATED

DOCUMENT NO. SD-70541-001  
 SHEET NO. 2 OF 2

THIS DRAWING CONTAINS INFORMATION THAT IS PROPRIETARY TO MOLEX INCORPORATED AND SHOULD NOT BE USED WITHOUT WRITTEN PERMISSION