



Telecom

B59212

MDF Applications, Metallized Square Disk

R 212

Preliminary Data

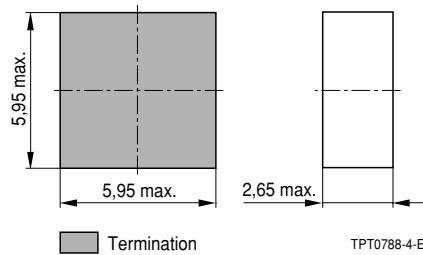
Applications

- Overcurrent protection in MDF modules

Features

- Compliant with ITU-T K20, K21, K45
 - basic level lightning surges (10/700 μ s)
 - basic level power induction (600 V, 1 A, 0,2 s)
 - power contact criteria A/B (230 V, 15 min.)
- Suitable for continuous connection to mains voltages of 110/230 VAC in tripped (high ohmic) condition
- Narrow resistance tolerance
- For clamp contacting and soldering
- Suitable for vertical SMD placement on PCB
- Soldering profile on request

Dimensional drawing



Dimensions (mm)

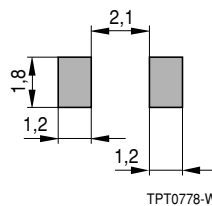
Options

- Alternative tolerances and resistances on request

Delivery mode

- On request

Recommended solder pad



General electrical data

Rated voltage	V_N	60	VDC
Maximum switching voltage	V_{Smax}	230	VAC
Resistance tolerance	ΔR_N	$\pm 15\%$	
Operating temperature range ($V = 0$)	T_{op}	$-25/+125$	$^{\circ}C$
($V = 230 V$)	T_{op}	$0/+60$	$^{\circ}C$
Resistance matching per packing unit	$R_{25, match}$	on request	Ω

Electrical specification and ordering code

Type	R_N Ω	I_N @ 25 $^{\circ}C$ mA	I_N @ 40 $^{\circ}C$ mA	I_S @ 25 $^{\circ}C$ mA	I_{Smax} @ 230 VAC A	t_S @ I_{Smax} , 230 VAC s	Ordering code ¹⁾
R 212	12	120	85	350	1,5	< 1,5	B59212R0080B140

1) The compliance to technical requirements of PTC thermistors intended for deployment in main distribution frames, especially rated current and switching characteristics, must be verified in the specific module.



Telecom

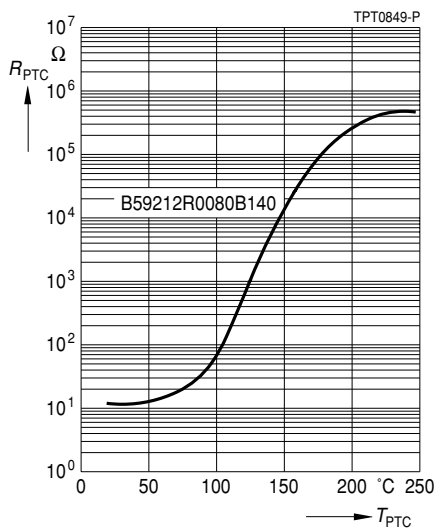
B59212

MDF Applications, Metallized Square Disk

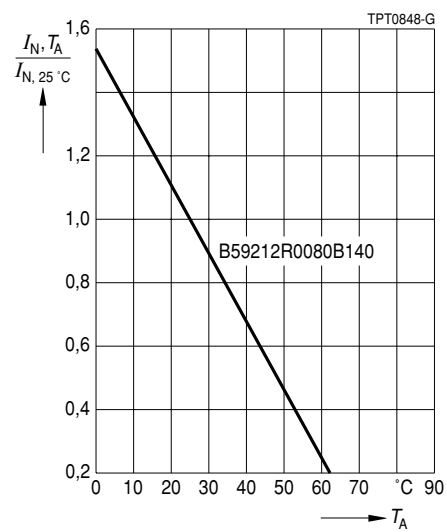
R 212

Characteristics (typical)

PTC resistance R_{PTC} versus
PTC temperature T_{PTC}
(measured at low signal voltage)



Rated current I_N versus ambient temperature T_A
(measured in still air)



Herausgegeben von EPCOS AG

Unternehmenskommunikation, Postfach 80 17 09, 81617 München, DEUTSCHLAND

☎ ++49 89 636 09, FAX (0 89) 636-2 26 89

© EPCOS AG 2002. Vervielfältigung, Veröffentlichung, Verbreitung und Verwertung dieser Broschüre und ihres Inhalts ohne ausdrückliche Genehmigung der EPCOS AG nicht gestattet.

Bestellungen unterliegen den vom ZVEI empfohlenen Allgemeinen Lieferbedingungen für Erzeugnisse und Leistungen der Elektroindustrie, soweit nichts anderes vereinbart wird.

Diese Broschüre ersetzt die vorige Ausgabe.

Fragen über Technik, Preise und Liefermöglichkeiten richten Sie bitte an den Ihnen nächstgelegenen Vertrieb der EPCOS AG oder an unsere Vertriebsgesellschaften im Ausland. Bauelemente können aufgrund technischer Erfordernisse Gefahrstoffe enthalten. Auskünfte darüber bitten wir unter Angabe des betreffenden Typs ebenfalls über die zuständige Vertriebsgesellschaft einzuholen.

Published by EPCOS AG

Corporate Communications, P.O. Box 80 17 09, 81617 Munich, GERMANY

☎ ++49 89 636 09, FAX (0 89) 636-2 26 89

© EPCOS AG 2002. Reproduction, publication and dissemination of this brochure and the information contained therein without EPCOS' prior express consent is prohibited.

Purchase orders are subject to the General Conditions for the Supply of Products and Services of the Electrical and Electronics Industry recommended by the ZVEI (German Electrical and Electronic Manufacturers' Association), unless otherwise agreed.

This brochure replaces the previous edition.

For questions on technology, prices and delivery please contact the Sales Offices of EPCOS AG or the international Representatives.

Due to technical requirements components may contain dangerous substances. For information on the type in question please also contact one of our Sales Offices.