

**PLEASE CHECK WWW.MOLEX.COM FOR LATEST PART INFORMATION**

**Part Number:** [0737691300](#)  
**Status:** **Active**  
**Overview:** [hdm](#)  
**Description:** 2.00mm (.079") Pitch HDM® Board-to-Board Stacking Header, High Rise Vertical, Press-Fit, Open End Option, 144 Circuits

**Documents:**

[3D Model](#) [Product Specification PS-73780-999 \(PDF\)](#)  
[Drawing \(PDF\)](#) [RoHS Certificate of Compliance \(PDF\)](#)

**Agency Certification**


CSA LR19980  
 UL E29179

**General**

Product Family Backplane Connectors  
 Series [73769](#)  
 Application Backplane, Mezzanine  
 Component Type PCB Header  
 Overview [hdm](#)  
 Product Name HDM®  
 Style N/A

**Physical**

Circuits (Loaded) 144  
 Circuits (maximum) 144  
 Color - Resin Black  
 Durability (mating cycles max) 200  
 First Mate / Last Break No  
 Flammability 94V-0  
 Guide to Mating Part No  
 Keying to Mating Part None  
 Material - Metal Phosphor Bronze  
 Material - Plating Mating Gold  
 Material - Plating Termination Tin-Lead  
 Material - Resin High Temperature Thermoplastic  
 Number of Columns 24  
 Number of Pairs Open Pin Field  
 Number of Rows 6  
 Orientation Vertical  
 PC Tail Length (in) 0.138 In  
 PC Tail Length (mm) 3.50 mm  
 PCB Retention None  
 PCB Thickness Recommended (in) 0.055 In  
 PCB Thickness Recommended (mm) 1.40 mm  
 Packaging Type Tube  
 Pitch - Mating Interface (in) 0.079 In  
 Pitch - Mating Interface (mm) 2.00 mm  
 Plating min: Mating (µin) 30  
 Plating min: Mating (µm) 0.75  
 Plating min: Termination (µin) 15  
 Plating min: Termination (µm) 0.375  
 Polarized to PCB No  
 Stackable Yes  
 Surface Mount Compatible (SMC) Yes  
 Temperature Range - Operating -55°C to +105°C



**EU RoHS**

**RoHS Compliant by Exemption**

**REACH SVHC**

**Contains SVHC: No**

**Halogen-Free**

**Status**

**Not Reviewed**

**China RoHS**



Pb

**Need more information on product environmental compliance?**

Email [productcompliance@molex.com](mailto:productcompliance@molex.com)  
 For a multiple part number RoHS Certificate of Compliance, [click here](#)

Please visit the [Contact Us](#) section for any non-product compliance questions.

**Search Parts in this Series**

[73769Series](#)

**Mates With**

[73632 HDM PLUS® Board-to-Board Daughtercard Receptacle](#). [73780 HDM® Board-to-Board Daughtercard Receptacle](#)

**Application Tooling | FAQ**

*Tooling specifications and manuals are found by selecting the products below. Crimp Height Specifications are then contained in the Application Tooling Specification document.*

**Global**

Description	Product #
Flat Rock Tooling for Pneumatic Press	<a href="#">0622013700</a>
HDM® Backplane Insertion Head for 144 Positions	<a href="#">0622005703</a>

Termination Interface: Style

Through Hole - Compliant Pin

**Electrical**

Current - Maximum per Contact

1A

Data Rate

1.0 Gbps

Real Signals (per 25mm)

72

Voltage - Maximum

100V AC

**Material Info**

**Reference - Drawing Numbers**

Packaging Specification

PK-70873-0871

Product Specification

PS-73780-999

Sales Drawing

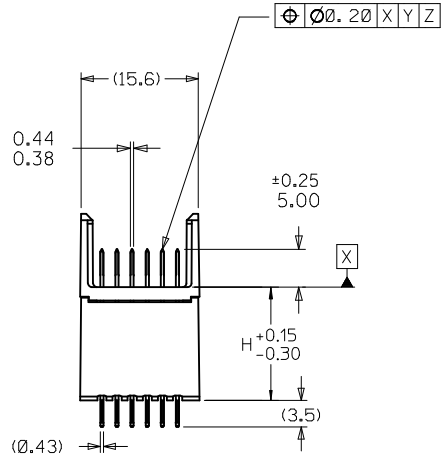
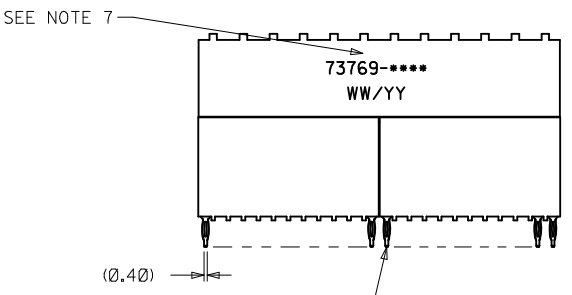
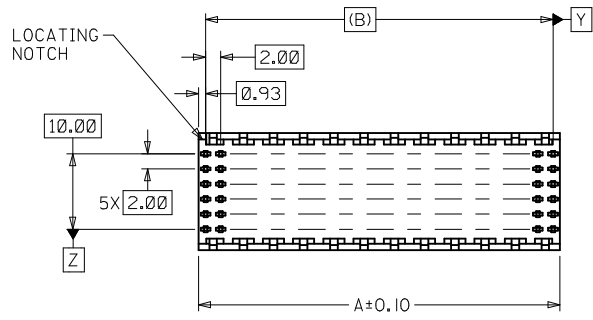
SD-73769-001

HDM and High Density Metric are trademarks of Amphenol Corporation

This document was generated on 05/14/2010

**PLEASE CHECK [WWW.MOLEX.COM](http://WWW.MOLEX.COM) FOR LATEST PART INFORMATION**

ASSEMBLY P/N	TOTAL NUMBER OF SIGNAL CONTACTS	DIM "A"	DIM "B"	DIM "H"
73769-0100	72	23.84	22.00	15.05
73769-0200	72	23.84	22.00	6.05
73769-0300	72	23.84	22.00	10.05
73769-1100	144	47.84	46.00	15.05
73769-1200	144	47.84	46.00	6.05
73769-1300	144	47.84	46.00	10.05



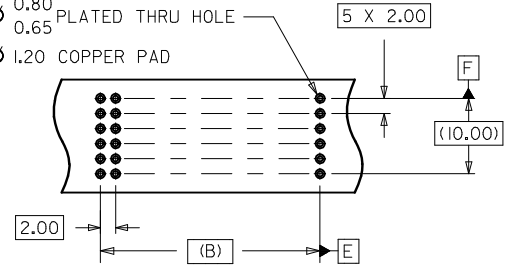
⊕ ∅0.15 ⊖ | E | F

∅ 0.838 DRILL

∅ 0.80 PLATED THRU HOLE

∅ 0.65

∅ 1.20 COPPER PAD



BACKPLANE HOLE PATTERN

- NOTES:
1. MATERIALS: HOUSING-LIQUID CRYSTAL POLYMER (LCP), GLASS-FILLED. ULV 94V-0, COLOR: BLACK. TERMINAL-PHOSPHOR BRONZE
  2. FINISH: SELECTIVE GOLD (Au) IN CONTACT AREA, SELECTIVE TIN/LEAD (Sn/Pb) ON TAILS, NICKEL (Ni) OVERALL.
  3. THIS PART CONFORMS TO MOLEX PRODUCT SPECIFICATION PS-73780-999.
  4. THIS PART CONFORMS TO MOLEX COSMETIC SPECIFICATION PS-45499-002 CLASS C.
  5. RECOMMENDED PCB THICKNESS: 2.50 MINIMUM.
  6. PACKAGE PER PK-70873-0870, PK-70873-0871, OR PK-70873-0875.
  7. PARTS MARKED WITH PART NUMBER AND DATE CODE APPROXIMATELY WHERE SHOWN.

REV	DESCRIPTION
G	REVISE H DIM TOLERANCE EC NO: UCP2008-3186 DRAWN:SDANWELLEY 2008/07/29 CHKD:MSIBARRA 2008/09/11 APPR:SMILLER 2008/09/16

QUALITY SYMBOLS	
▽=0	
▽=0	

GENERAL TOLERANCES (UNLESS SPECIFIED)	
	mm INCH
4 PLACES	± --- ± ---
3 PLACES	± --- ± ---
2 PLACES	± 0.05 ± ---
1 PLACE	± 0.10 ± ---
ANGULAR ± 1/2°	

DIMENSION STYLE		SCALE	DESIGN UNITS	THIRD ANGLE PROJECTION
MM ONLY		2:1	METRIC	☉
DRAWN BY DATE JB INGHAM 1997/03/07		TITLE SALES ASSY HDM BACKPLANE STACKING MODULE OPEN END OPTION PRESSFIT		
CHECKED BY DATE SREED 1997/03/07		MATERIAL NO. SEE TABLE		
APPROVED BY DATE CB IXLER 1997/03/07		DOCUMENT NO. SD-73769-001		
SHEET NO. 1 OF 1				

DRAFT WHERE APPLICABLE MUST REMAIN WITHIN DIMENSIONS

THIS DRAWING CONTAINS INFORMATION THAT IS PROPRIETARY TO MOLEX INCORPORATED AND SHOULD NOT BE USED WITHOUT WRITTEN PERMISSION