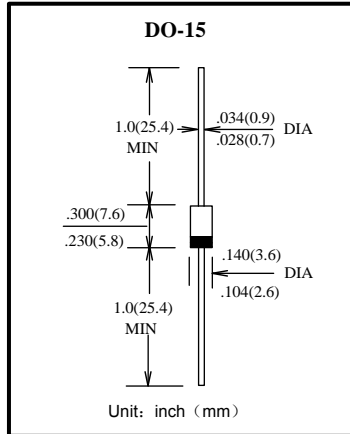


塑封肖特基二极管

PLASTIC SCHOTTKY
BARRIER RECTIFIER

特征 Features

- 大电流承受能力。High Current Capability
- 正向压降低。Low Forward Voltage Drop
- 高温焊接保证 High temperature soldering guaranteed:
260°C/10 秒, 0.375" (9.5mm) 引线长度。
260°C/10 seconds, 0.375" (9.5mm) lead length,
- 引线可承受5 磅 (2.3kg) 拉力。5 lbs. (2.3kg) tension
- 引线 and 管体皆符合RoHS标准。
Lead and body according with RoHS standard

机械数据 Mechanical Data

- 端子: 镀锡轴向引线 Terminals: Plated axial leads
- 极性: 色环端为负极 Polarity: Color band denotes cathode end
- 安装位置: 任意 Mounting Position: Any

极限值和电参数 TA = 25°C 除非另有规定。

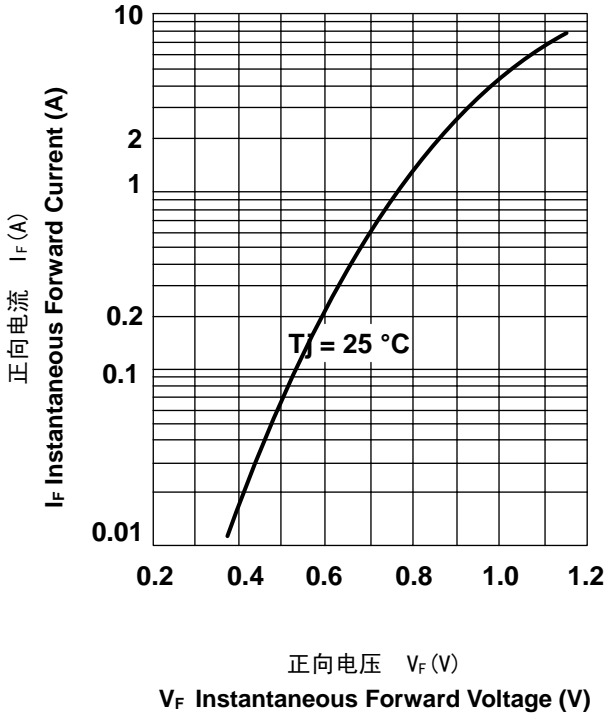
Maximum Ratings & Electrical Characteristics Ratings at 25°C ambient temperature unless otherwise specified.

	符号 Symbols	SB2150	SB2200	单位 Unit
最大峰值反向电压 Maximum repetitive peak reverse voltage	V _{RRM}	150	200	V
最大反向有效值电压 Maximum RMS voltage	V _{R(RMS)}	105	140	V
最大直流阻断电压 Maximum DC blocking voltage	V _{DC}	150	200	V
最大正向平均整流电流 Maximum average forward rectified current	I _{FM}	2.0		A
最大正向电压降 IF = 2.0A Maximum forward voltage	V _F	0.92	0.95	V
正向峰值浪涌电流 8.3ms 单一正弦半波 Peak forward surge current 8.3 ms single half sine-wave	I _{FSM}	50		A
最大反向漏电流 TA = 25°C Maximum reverse current TA = 100°C	I _R	0.5	10	mA
典型热阻 Typical thermal resistance	R _{θJA}	35		°C/W
典型结电容 VR = 4.0V f = 1.0MHz Type junction capacitance	C _j	65		pF
工作温度和存储温度 Operating junction and storage temperature range	T _j , T _{STG}	-55 --- +150		°C

特性曲线 Characteristic Curves

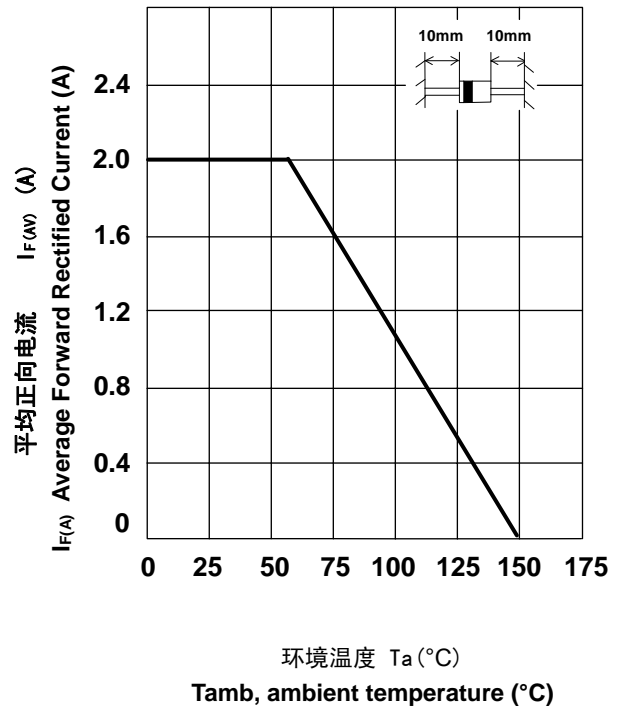
正向特性曲线 (典型值)

TYPICAL FORWARD CHARACTERISTIC



正向电流降额曲线

FORWARD CURRENT DERATING CURVE



浪涌特性曲线 (最大值)

MAXIMUM NON REPETITIVE PEAK FORWARD SURGE CURRENT

