

HZU Series

Silicon Planar Zener Diode for Stabilizer

REJ03G0625-0900
Rev.9.00
Jul 06, 2006

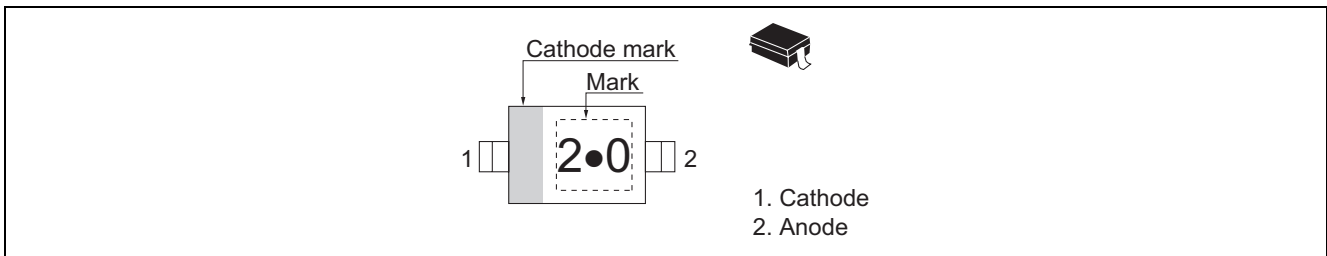
Features

- These diodes are delivered taped.
- Ultra small Resin Package (URP) is suitable for surface mount design.

Ordering Information

Type No.	Laser Mark	Package Name	Package Code
HZU Series	Let to Mark Code	URP	PTSP0002ZA-A

Pin Arrangement



Absolute Maximum Ratings

(Ta = 25°C)

Item	Symbol	Value	Unit
Power dissipation	Pd *1	200	mW
Junction temperature	Tj	150	°C
Storage temperature	Tstg	-55 to +150	°C

Note: 1. With P.C. Board.

Electrical Characteristics

(Ta = 25°C)

Type	Grade	Zener Voltage		Reverse Current		Dynamic Resistance		
		V _Z (V)*1		Test Condition	I _R (μA)	Test Condition	r _d (Ω)	Test Condition
		Min	Max	I _Z (mA)	Max	V _R (V)	Max	I _Z (mA)
HZU2.0	B	1.90	2.20	5	120	0.5	100	5
HZU2.2	B	2.10	2.40	5	120	0.7	100	5
HZU2.4	B	2.30	2.60	5	120	1.0	100	5
HZU2.7	B	2.50	2.90	5	120	1.0	110	5
	B1	2.50	2.75					
	B2	2.65	2.90					
HZU3.0	B	2.80	3.20	5	50	1.0	120	5
	B1	2.80	3.05					
	B2	2.95	3.20					
HZU3.3	B	3.10	3.50	5	20	1.0	130	5
	B1	3.10	3.35					
	B2	3.25	3.50					
HZU3.6	B	3.40	3.80	5	10	1.0	130	5
	B1	3.40	3.65					
	B2	3.55	3.80					
HZU3.9	B	3.70	4.10	5	10	1.0	130	5
	B1	3.70	3.97					
	B2	3.87	4.10					
HZU4.3	B	4.01	4.48	5	10	1.0	130	5
	B1	4.01	4.21					
	B2	4.15	4.34					
	B3	4.28	4.48					
HZU4.7	B	4.42	4.90	5	10	1.0	130	5
	B1	4.42	4.61					
	B2	4.55	4.75					
	B3	4.69	4.90					
HZU5.1	B	4.84	5.37	5	5	1.5	130	5
	B1	4.84	5.04					
	B2	4.98	5.20					
	B3	5.14	5.37					
HZU5.6	B	5.31	5.92	5	5	2.5	80	5
	B1	5.31	5.55					
	B2	5.49	5.73					
	B3	5.67	5.92					

Note: 1. Tested with pulse (P_w = 40 ms)

Type	Grade	Zener Voltage		Reverse Current		Dynamic Resistance		
		$V_Z (V)^{*1}$		Test Condition	$I_R (\mu A)$	Test Condition	$r_d (\Omega)$	Test Condition
		Min	Max	$I_Z (mA)$	Max	$V_R (V)$	Max	$I_Z (mA)$
HZU6.2	B	5.86	6.53	5	2	3.0	50	5
	B1	5.86	6.12					
	B2	6.06	6.33					
	B3	6.26	6.53					
HZU6.8	B	6.47	7.14	5	2	3.5	30	5
	B1	6.47	6.73					
	B2	6.65	6.93					
	B3	6.86	7.14					
HZU7.5	B	7.06	7.84	5	2	4.0	30	5
	B1	7.06	7.36					
	B2	7.28	7.60					
	B3	7.52	7.84					
HZU8.2	B	7.76	8.64	5	2	5.0	30	5
	B1	7.76	8.10					
	B2	8.02	8.36					
	B3	8.28	8.64					
HZU9.1	B	8.56	9.55	5	2	6.0	30	5
	B1	8.56	8.93					
	B2	8.85	9.23					
	B3	9.15	9.55					
HZU10	B	9.45	10.55	5	2	7.0	30	5
	B1	9.45	9.87					
	B2	9.77	10.21					
	B3	10.11	10.55					
HZU11	B	10.44	11.56	5	2	8.0	30	5
	B1	10.44	10.88					
	B2	10.76	11.22					
	B3	11.10	11.56					
HZU12	B	11.42	12.60	5	2	9.0	35	5
	B1	11.42	11.90					
	B2	11.74	12.24					
	B3	12.08	12.60					
HZU13	B	12.47	13.96	5	2	10.0	35	5
	B1	12.47	13.03					
	B2	12.91	13.49					
	B3	13.37	13.96					
HZU15	B	13.84	15.52	5	2	11.0	40	5
	B1	13.84	14.46					
	B2	14.34	14.98					
	B3	14.85	15.52					
HZU16	B	15.37	17.09	5	2	12.0	40	5
	B1	15.37	16.01					
	B2	15.58	16.51					
	B3	16.35	17.09					
HZU18	B	16.94	19.03	5	2	13.0	45	5
	B1	16.94	17.70					
	B2	17.56	18.35					
	B3	18.21	19.03					

Note: 1. Tested with pulse ($P_w = 40$ ms)

Type	Grade	Zener Voltage		Reverse Current		Dynamic Resistance		
		$V_Z (V)^{*1}$		Test Condition	$I_R (\mu A)$	Test Condition	$r_d (\Omega)$	Test Condition
		Min	Max	$I_Z (mA)$	Max	$V_R (V)$	Max	$I_Z (mA)$
HZU20	B	18.86	21.08	5	2	15.0	50	5
	B1	18.86	19.70					
	B2	19.52	20.39					
	B3	20.21	21.08					
HZU22	B	20.88	23.17	5	2	17.0	55	5
	B1	20.88	21.77					
	B2	21.54	22.47					
	B3	22.23	23.17					
HZU24	B	22.93	25.57	5	2	19.0	60	5
	B1	22.93	23.96					
	B2	23.72	24.78					
	B3	24.54	25.57					
HZU27	B	25.10	28.90	2	2	21.0	70	2
HZU30	B	28.00	32.00	2	2	23.0	80	2
HZU33	B	31.00	35.00	2	2	25.0	80	2
HZU36	B	34.00	38.00	2	2	27.0	90	2

Note: 1. Tested with pulse ($P_W = 40$ ms).

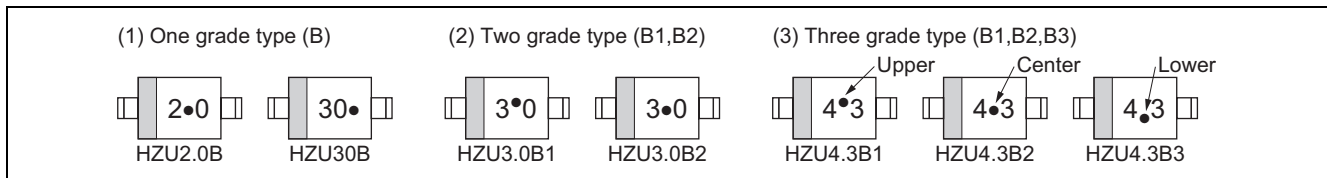
Mark Code

Type	Grade	Mark No.
HZU2.0	B	2 · 0
HZU2.2	B	2 · 2
HZU2.4	B	2 · 4
HZU2.7	B1	2 · 7
	B2	2 · 7
HZU3.0	B1	3 · 0
	B2	3 · 0
HZU3.3	B1	3 · 3
	B2	3 · 3
HZU3.6	B1	3 · 6
	B2	3 · 6
HZU3.9	B1	3 · 9
	B2	3 · 9
HZU4.3	B1	4 · 3
	B2	4 · 3
	B3	4 · 3
HZU4.7	B1	4 · 7
	B2	4 · 7
	B3	4 · 7
HZU5.1	B1	5 · 1
	B2	5 · 1
	B3	5 · 1
HZU5.6	B1	5 · 6
	B2	5 · 6
	B3	5 · 6

Type	Grade	Mark No.
HZU6.2	B1	6 · 2
	B2	6 · 2
	B3	6 · 2
HZU6.8	B1	6 · 8
	B2	6 · 8
	B3	6 · 8
HZU7.5	B1	7 · 5
	B2	7 · 5
	B3	7 · 5
HZU8.2	B1	8 · 2
	B2	8 · 2
	B3	8 · 2
HZU9.1	B1	9 · 1
	B2	9 · 1
	B3	9 · 1
HZU10	B1	10 ·
	B2	10 ·
	B3	10 ·
HZU11	B1	11 ·
	B2	11 ·
	B3	11 ·
HZU12	B1	12 ·
	B2	12 ·
	B3	12 ·

Type	Grade	Mark No.
HZU13	B1	13 ·
	B2	13 ·
	B3	13 ·
HZU15	B1	15 ·
	B2	15 ·
	B3	15 ·
HZU16	B1	16 ·
	B2	16 ·
	B3	16 ·
HZU18	B1	18 ·
	B2	18 ·
	B3	18 ·
HZU20	B1	20 ·
	B2	20 ·
	B3	20 ·
HZU22	B1	22 ·
	B2	22 ·
	B3	22 ·
HZU24	B1	24 ·
	B2	24 ·
	B3	24 ·
HZU27	B	27 ·
HZU30	B	30 ·
HZU33	B	33 ·
HZU36	B	36 ·

Notes: 1. Example of Marking



- The grade B type includes from B1 min. to B3 (or B2) max.
- B grade is standard and has better delivery, these are marked one of B1, B2, B3.
- Type No. is as follows; HZU2.0B, HZU2.2B, ●● HZU36B. (B grade)
- Type No. is as follows; HZU2.7B1, HZU2.7B2, ●●● HZU24B3. (B 1, B2, B3 grade)

Main Characteristic

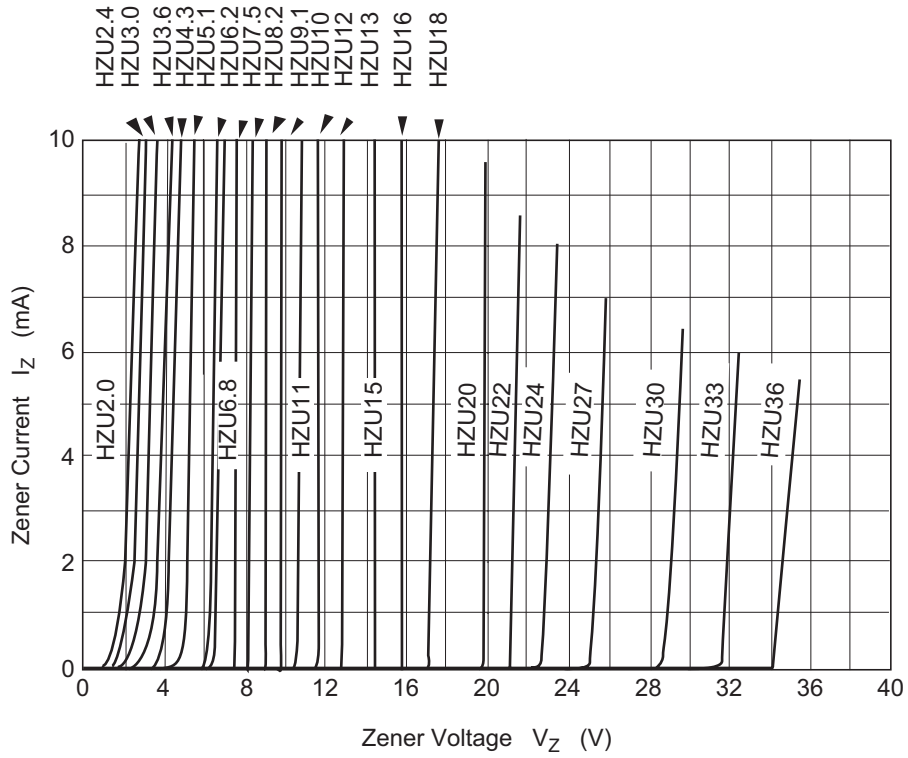


Fig.1 Zener current vs. Zener voltage

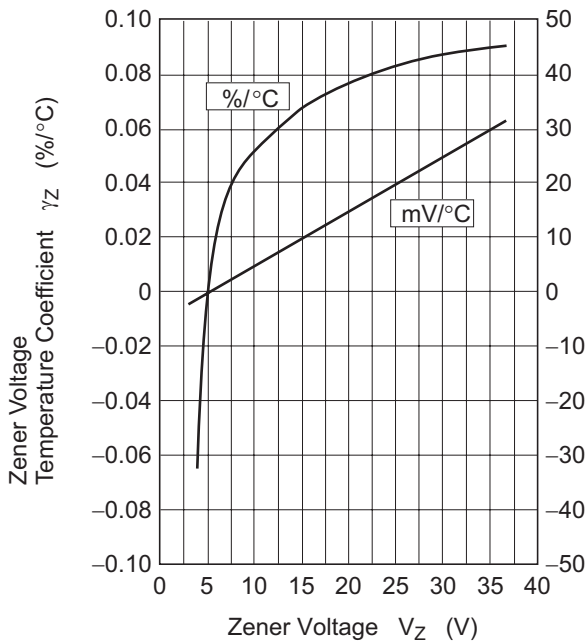


Fig.2 Temperature Coefficient vs. Zener voltage

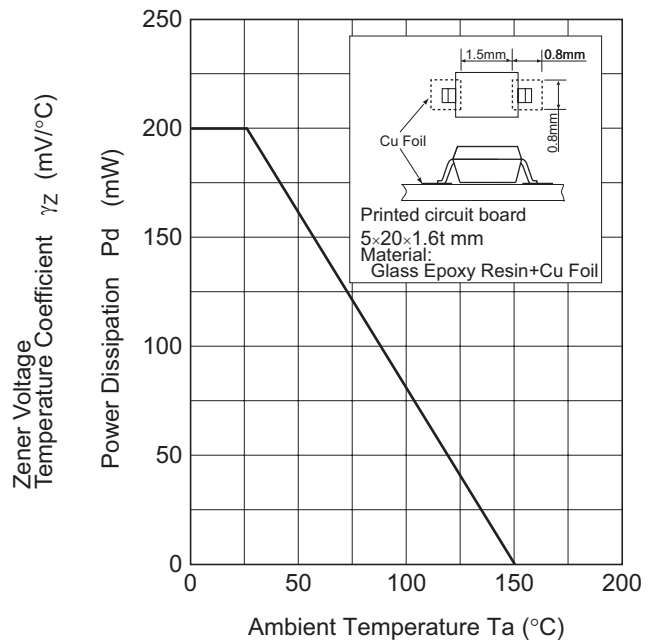
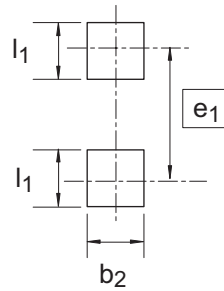
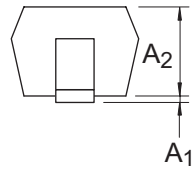
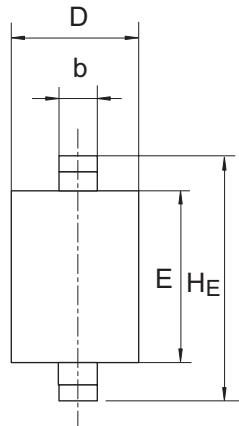


Fig.3 Power Dissipation vs. Ambient Temperature

Package Dimensions

Package Name	JEITA Package Code	RENESAS Code	Previous Code	MASS[Typ.]
URP	SC-76A	PTSP0002ZA-A	URP / URPV	0.004g



Pattern of terminal position areas

Reference Symbol	Dimension in Millimeters		
	Min	Nom	Max
A ₁	0	-	0.1
A ₂	0.75	0.90	1.05
b	0.15	0.30	0.45
D	1.10	1.25	1.40
E	1.55	1.70	1.85
HE	2.35	2.50	2.65
b ₂	-	0.80	-
e ₁	-	2.30	-
l ₁	-	0.80	-

Keep safety first in your circuit designs!

1. Renesas Technology Corp. puts the maximum effort into making semiconductor products better and more reliable, but there is always the possibility that trouble may occur with them. Trouble with semiconductors may lead to personal injury, fire or property damage. Remember to give due consideration to safety when making your circuit designs, with appropriate measures such as (i) placement of substitutive, auxiliary circuits, (ii) use of nonflammable material or (iii) prevention against any malfunction or mishap.

Notes regarding these materials

1. These materials are intended as a reference to assist our customers in the selection of the Renesas Technology Corp. product best suited to the customer's application; they do not convey any license under any intellectual property rights, or any other rights, belonging to Renesas Technology Corp. or a third party.
2. Renesas Technology Corp. assumes no responsibility for any damage, or infringement of any third-party's rights, originating in the use of any product data, diagrams, charts, programs, algorithms, or circuit application examples contained in these materials.
3. All information contained in these materials, including product data, diagrams, charts, programs and algorithms represents information on products at the time of publication of these materials, and are subject to change by Renesas Technology Corp. without notice due to product improvements or other reasons. It is therefore recommended that customers contact Renesas Technology Corp. or an authorized Renesas Technology Corp. product distributor for the latest product information before purchasing a product listed herein.
The information described here may contain technical inaccuracies or typographical errors.
Renesas Technology Corp. assumes no responsibility for any damage, liability, or other loss rising from these inaccuracies or errors.
Please also pay attention to information published by Renesas Technology Corp. by various means, including the Renesas Technology Corp. Semiconductor home page (<http://www.renesas.com>).
4. When using any or all of the information contained in these materials, including product data, diagrams, charts, programs, and algorithms, please be sure to evaluate all information as a total system before making a final decision on the applicability of the information and products. Renesas Technology Corp. assumes no responsibility for any damage, liability or other loss resulting from the information contained herein.
5. Renesas Technology Corp. semiconductors are not designed or manufactured for use in a device or system that is used under circumstances in which human life is potentially at stake. Please contact Renesas Technology Corp. or an authorized Renesas Technology Corp. product distributor when considering the use of a product contained herein for any specific purposes, such as apparatus or systems for transportation, vehicular, medical, aerospace, nuclear, or undersea repeater use.
6. The prior written approval of Renesas Technology Corp. is necessary to reprint or reproduce in whole or in part these materials.
7. If these products or technologies are subject to the Japanese export control restrictions, they must be exported under a license from the Japanese government and cannot be imported into a country other than the approved destination.
Any diversion or reexport contrary to the export control laws and regulations of Japan and/or the country of destination is prohibited.
8. Please contact Renesas Technology Corp. for further details on these materials or the products contained therein.



RENESAS SALES OFFICES

<http://www.renesas.com>

Refer to "<http://www.renesas.com/en/network>" for the latest and detailed information.

Renesas Technology America, Inc.

450 Holger Way, San Jose, CA 95134-1368, U.S.A
Tel: <1> (408) 382-7500, Fax: <1> (408) 382-7501

Renesas Technology Europe Limited

Dukes Meadow, Millboard Road, Bourne End, Buckinghamshire, SL8 5FH, U.K.
Tel: <44> (1628) 585-100, Fax: <44> (1628) 585-900

Renesas Technology (Shanghai) Co., Ltd.

Unit 204, 205, AZIACenter, No.1233 Lujiazui Ring Rd, Pudong District, Shanghai, China 200120
Tel: <86> (21) 5877-1818, Fax: <86> (21) 6887-7898

Renesas Technology Hong Kong Ltd.

7th Floor, North Tower, World Finance Centre, Harbour City, 1 Canton Road, Tsimshatsui, Kowloon, Hong Kong
Tel: <852> 2265-6688, Fax: <852> 2730-6071

Renesas Technology Taiwan Co., Ltd.

10th Floor, No.99, Fushing North Road, Taipei, Taiwan
Tel: <886> (2) 2715-2888, Fax: <886> (2) 2713-2999

Renesas Technology Singapore Pte. Ltd.

1 Harbour Front Avenue, #06-10, Keppel Bay Tower, Singapore 098632
Tel: <65> 6213-0200, Fax: <65> 6278-8001

Renesas Technology Korea Co., Ltd.

Kukje Center Bldg. 18th Fl., 191, 2-ka, Hangang-ro, Yongsan-ku, Seoul 140-702, Korea
Tel: <82> (2) 796-3115, Fax: <82> (2) 796-2145

Renesas Technology Malaysia Sdn. Bhd

Unit 906, Block B, Menara Amcorp, Amcorp Trade Centre, No.18, Jalan Persiaran Barat, 46050 Petaling Jaya, Selangor Darul Ehsan, Malaysia
Tel: <603> 7955-9390, Fax: <603> 7955-9510