


E-Rated Medium Voltage Fuses: EBI055 & ECL055 For Transformer and Feeder Protection 5.5 kV Bolt-In & CL-14



CATALOG SYMBOL: ECL055 & EBI055

E-RATED MEDIUM VOLTAGE FUSES:

Meets E requirements per ANSI C37.46

Meets General Purpose requirements per ANSI C37.40

FOR TRANSFORMER AND FEEDER PROTECTION

VOLTAGE RATING: 5.5 KV

INTERRUPTING RATING: 63KA Maximum Sym.

CURRENT LIMITING

CONSTRUCTION:

- Silver element in a double concentric helical configuration
- Silica filler
- Silver plated copper terminals and endcaps
- Filament wound, glass epoxy fuse tube

FEATURES:

- **General Purpose Fuses.** Bussmann's medium voltage fuses provide general purpose protection and are capable of interrupting fault currents up to 63,000A RMS sym.
- **Clip-lock and bolt-in style available in double and triple barrel fuse designs.**
- **Indoor and Outdoor Usage.** The filament wound, glass epoxy fuse tube provides UV and moisture protection for the fuse. This makes Bussmann's medium voltage fuses suitable for both indoor and outdoor applications.
- **Open Fuse Indication.** Indicator travel distance is 16mm.
- **Operating Frequency:** 50/60 Hz
- **Dimensional Data:** see pages 2-3.
- **Performance Curves.** see pages 4-7.

Electrical Characteristics

Bussmann Number	Ampere Rating	Voltage	IR Max Sym.	# of Barrels	Figure #	Style
ECL055-10E	10E	5.5kV	63kA	1	1	Clip-Lock
ECL055-15E	15E	5.5kV	63kA	1	1	Clip-Lock
ECL055-20E	20E	5.5kV	63kA	1	1	Clip-Lock
ECL055-25E	25E	5.5kV	63kA	1	1	Clip-Lock
ECL055-30E	30E	5.5kV	63kA	1	1	Clip-Lock
ECL055-40E	40E	5.5kV	63kA	1	1	Clip-Lock
ECL055-50E	50E	5.5kV	63kA	1	1	Clip-Lock
ECL055-65E	65E	5.5kV	63kA	1	1	Clip-Lock
ECL055-80E	80E	5.5kV	63kA	1	1	Clip-Lock
ECL055-100E	100E	5.5kV	63kA	1	1	Clip-Lock
ECL055-125E	125E	5.5kV	63kA	1	1	Clip-Lock
ECL055-150E	150E	5.5kV	63kA	1	1	Clip-Lock
ECL055-200E	200E	5.5kV	63kA	1	2	Clip-Lock
ECL055-250E	250E	5.5kV	63kA	1	2	Clip-Lock
ECL055-300E	300E	5.5kV	63kA	2	3	Clip-Lock
ECL055-400E	400E	5.5kV	63kA	2	3	Clip-Lock
ECL055-450E	450E	5.5kV	63kA	2	3	Clip-Lock
ECL055-500E	500E	5.5kV	63kA	2	3	Clip-Lock
ECL055-600E	600E	5.5kV	63kA	2	3	Clip-Lock
EBI055-750E	750E	5.5kV	63kA	3	4	Bolt-In
EBI055-900E	900E	5.5kV	63kA	3	4	Bolt-In

Part Number Construction

	Catalog Symbol	Voltage Rating	Ampere Rating
Example	ECL	055	500E
		055 = 5.5 kV	

Catalog Number Cross Reference

Bussmann	Ferraz-Shawmut New Catalog #	Ferraz-Shawmut Old Catalog #
ECL055-10E	A055C1DORO-10E	225-007-937
ECL055-15E	A055C1DORO-15E	225-007-938
ECL055-20E	A055C1DORO-20E	225-007-939
ECL055-25E	A055C1DORO-25E	225-007-940
ECL055-30E	A055C1DORO-30E	225-007-941
ECL055-40E	A055C1DORO-40E	225-007-942
ECL055-50E	A055C1DORO-50E	225-007-943
ECL055-65E	A055C1DORO-65E	225-007-944
ECL055-80E	A055C1DORO-80E	225-007-945
ECL055-100E	A055C1DORO-100E	225-007-946
ECL055-125E	A055C1DORO-125E	225-007-947
ECL055-150E	A055C1DORO-150E	225-007-948
ECL055-200E	A055C1DORO-200E	225-007-949
ECL055-250E	A055C1DORO-250E	225-007-950
ECL055-300E	A055C1DORO-300E	225-007-951
ECL055-400E	A055C1DORO-400E	225-007-952
ECL055-450E	A055C2DORO-450E	225-007-953
ECL055-500E	A055C2DORO-500E	225-007-954
ECL055-600E	A055C2DORO-600E	225-007-955
EBI055-750E	A055B3DORO-750E	A055X750E-4
EBI055-900E	A055B3DORO-900E	A055X900E-4

Current-limiting medium voltage fuses are classified into three categories:

Full Range - defined by ANSI as “a fuse capable of interrupting all currents from the maximum rated interrupting current down to the minimum continuous current that causes melting of the fusible element(s), when the fuse is applied at the maximum ambient temperature specified by the manufacturer.” It is able to interrupt any normal 60 cycle current that will melt its element.

General Purpose - defined by ANSI C37.40 as “a fuse capable of interrupting all currents from the maximum rated interrupting current down to the current that causes melting of the fusible element in one hour.” Not all currents fall within this range. It is possible to receive an overcurrent lower than the value given by the one hour criterion.

Back-up - defined by ANSI C37.40 as “a fuse capable of interrupting all currents from the maximum rated interrupting current down to the rated minimum interrupting current.” The minimum rated interrupting current is the lowest current that the fuse will be able to clear properly. This creates a need to place a low current interrupting device in series with the back-up rated fuse.

E-Rated Medium Voltage Fuses: EBI055 & ECL055

For Transformer and Feeder Protection

Bolt-In & CL-14

5.5 kV - ECL055 Series

Figure 1

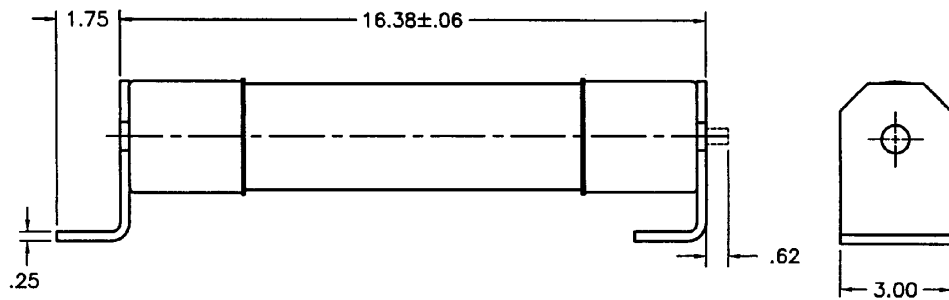
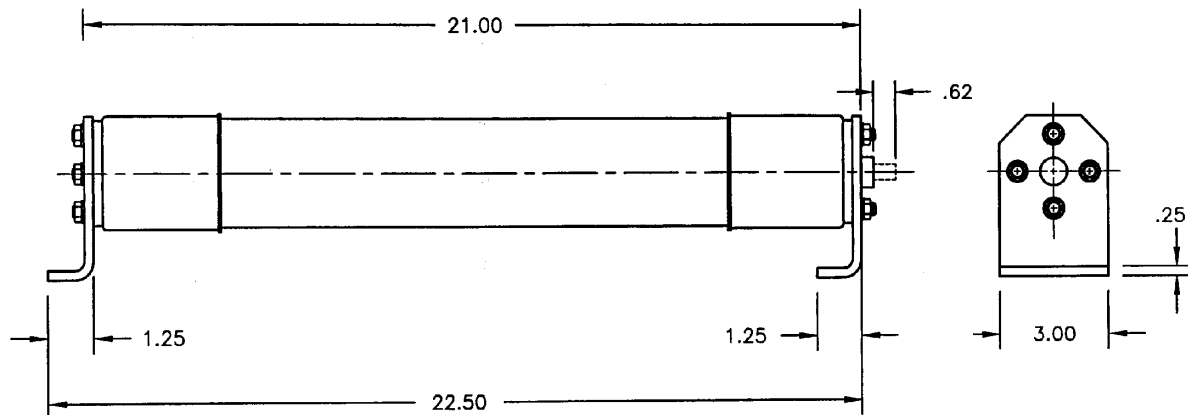


Figure 2

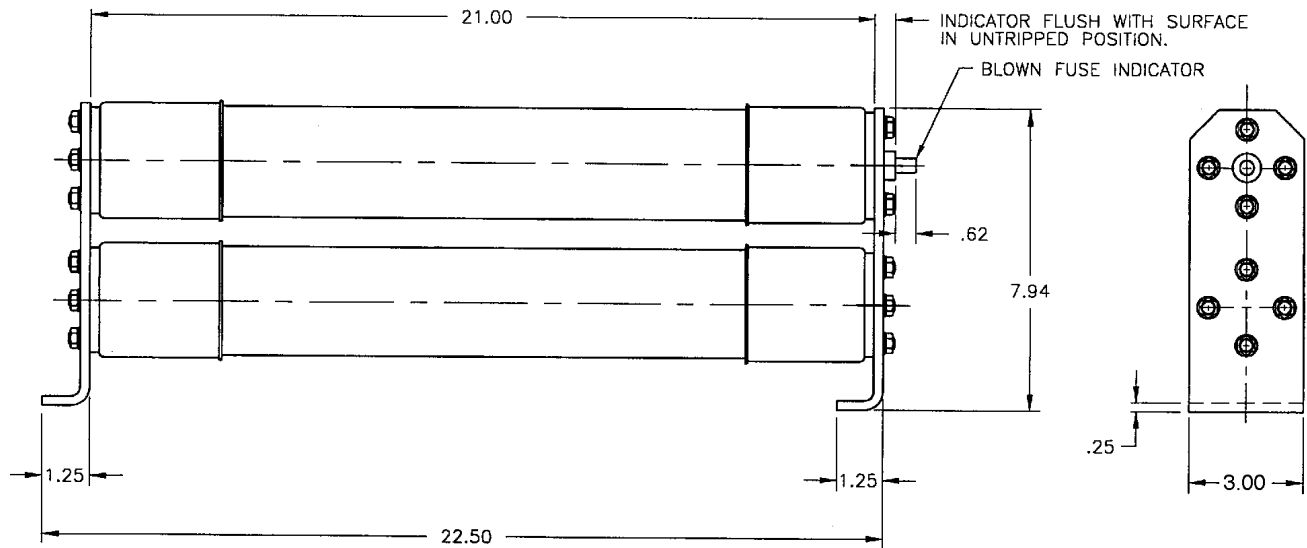


E-Rated Medium Voltage Fuses: EBI055 & ECL055

For Transformer and Feeder Protection Bolt-In & CL-14

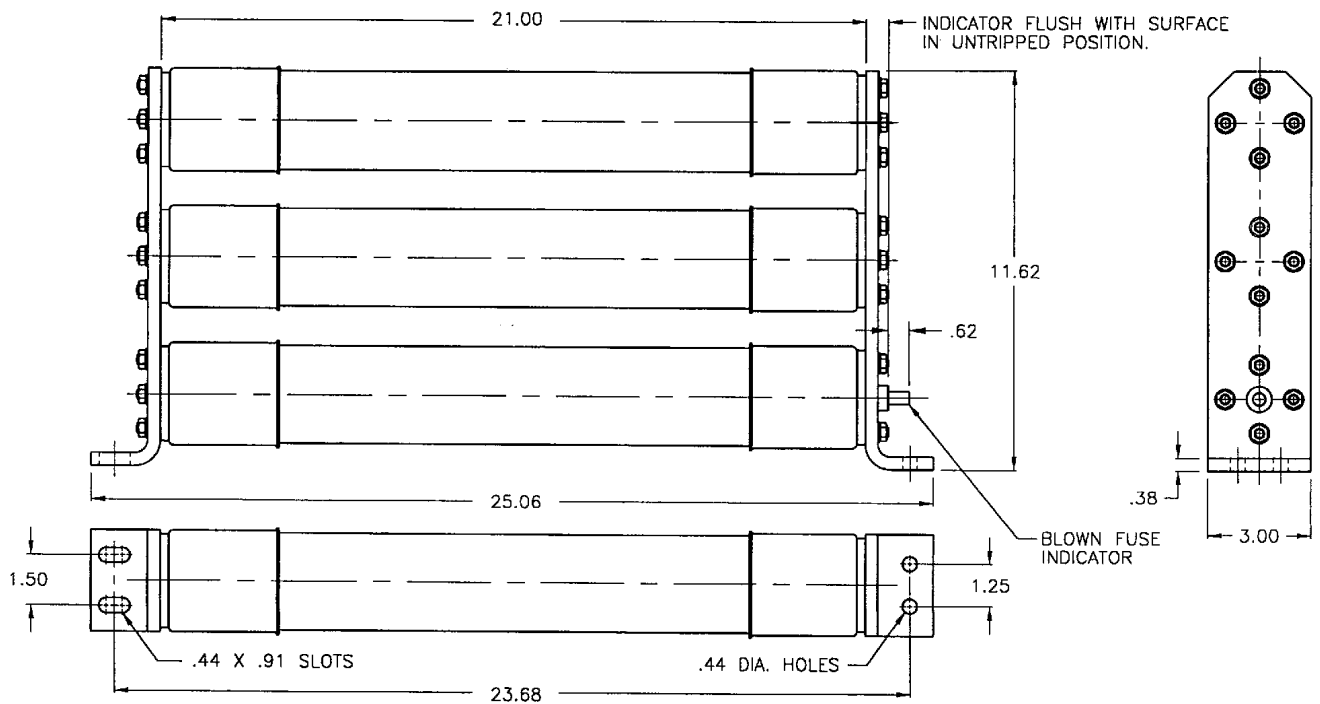
5.5 kV - ECL055 Series

Figure 3



NOTE: DIMENSIONS ARE FOR REFERENCE ONLY.

Figure 4



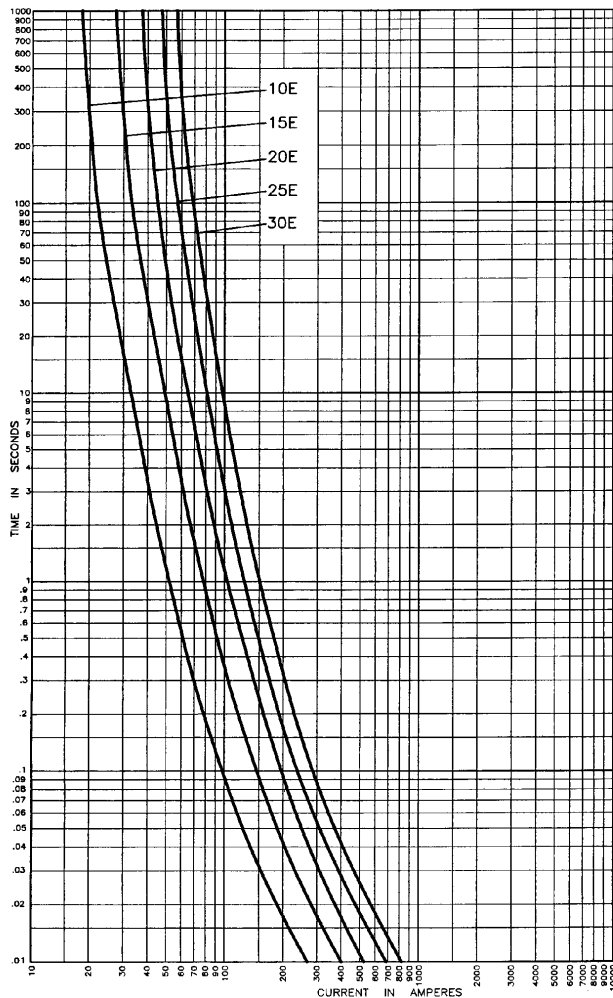
NOTE: DIMENSIONS ARE FOR REFERENCE ONLY.

E-Rated Medium Voltage Fuses: EBI055 & ECL055

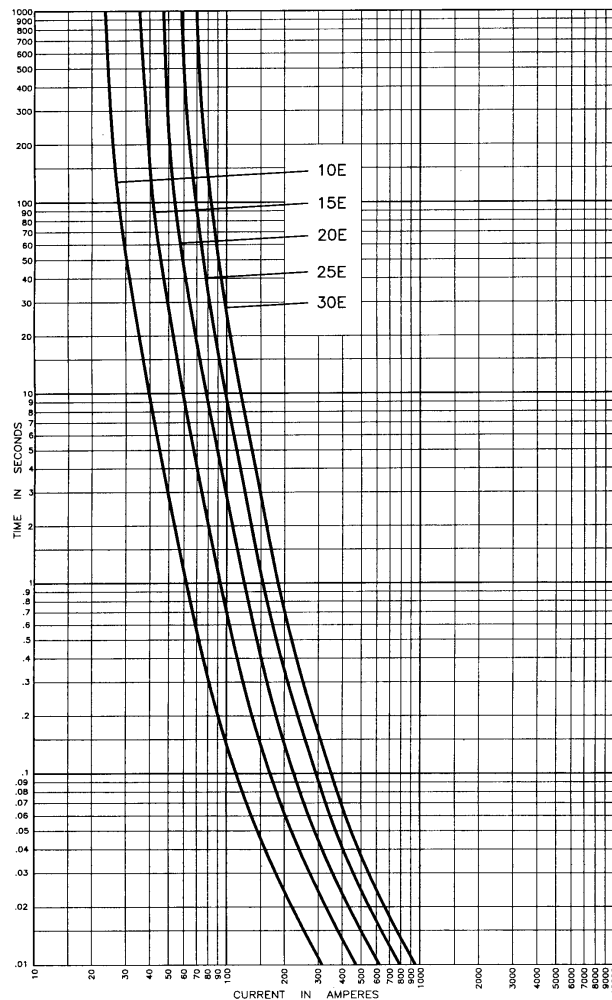
For Transformer and Feeder Protection Bolt-In & CL-14

5.5 kV - Time-Current & Peak Let-Through Data

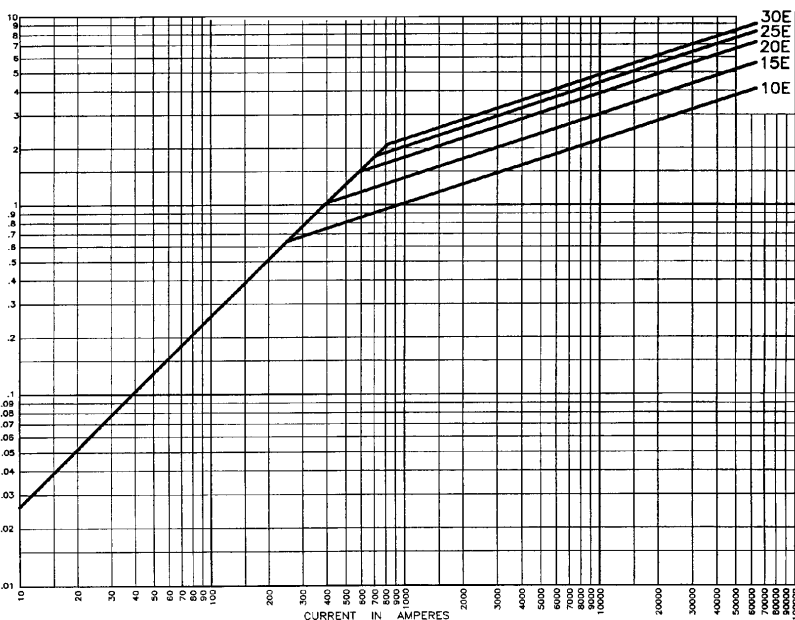
Time-Current Characteristics - Minimum Melt



Time-Current Characteristics - Total Clear

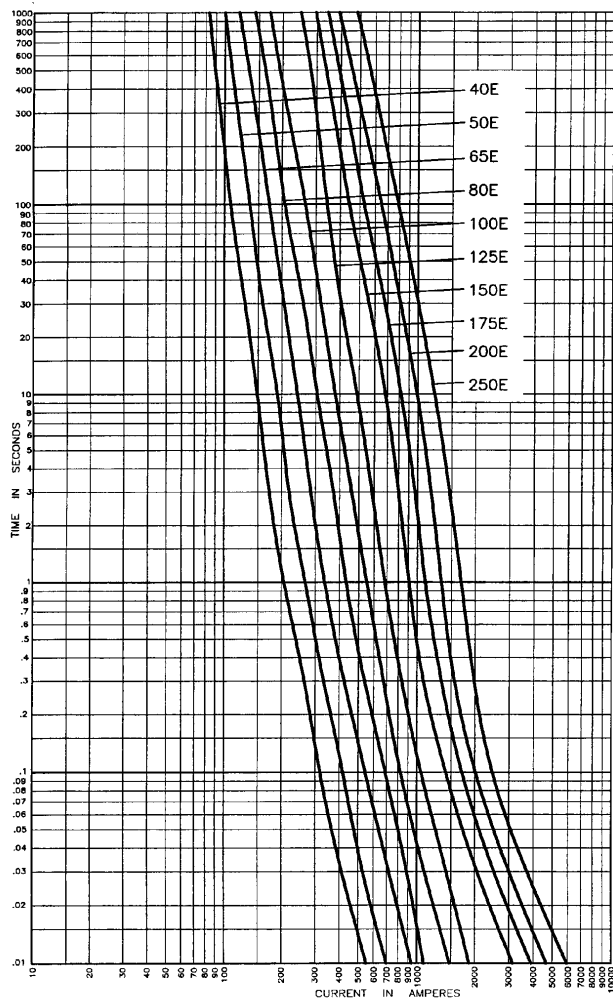


Max. Peak Let-Through Current Curves

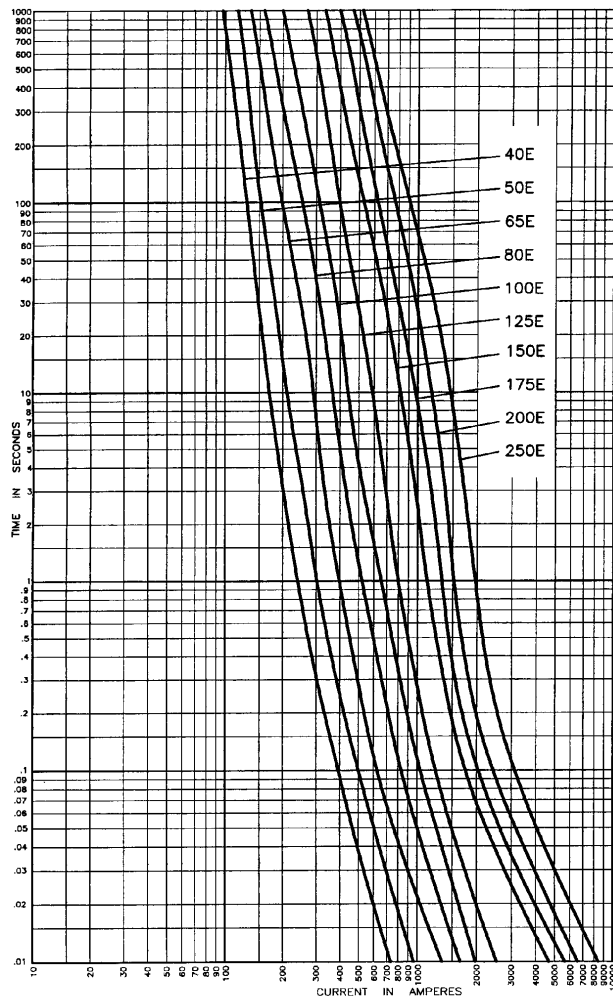


E-Rated Medium Voltage Fuses: EBI055 & ECL055 For Transformer and Feeder Protection Bolt-In & CL-14 5.5 kV - Time-Current & Peak Let-Through Data

Time-Current Characteristics - Minimum Melt



Time-Current Characteristics - Total Clear

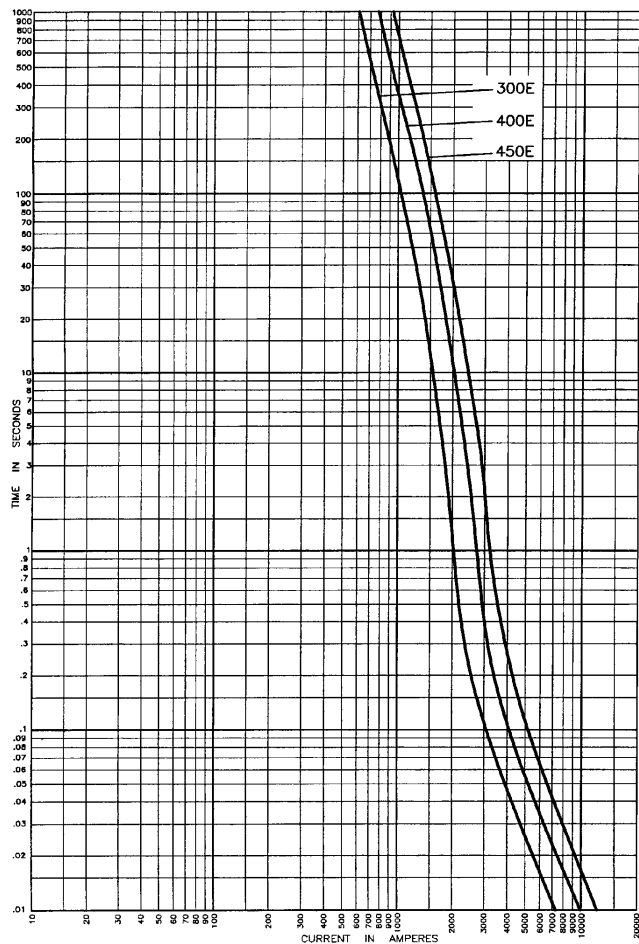


E-Rated Medium Voltage Fuses: EBI055 & ECL055

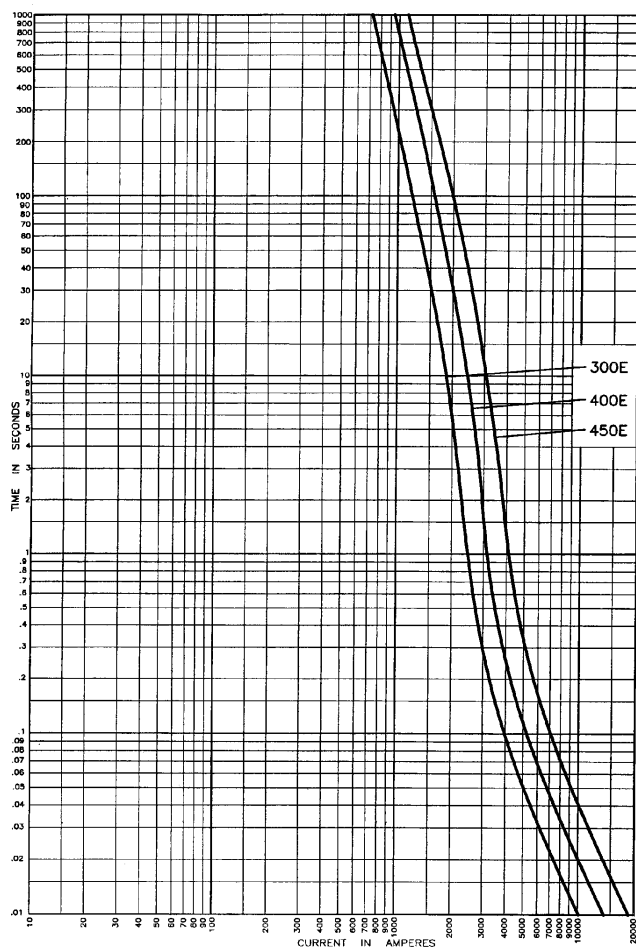
For Transformer and Feeder Protection Bolt-In & CL-14

5.5 kV - Time-Current & Peak Let-Through Data

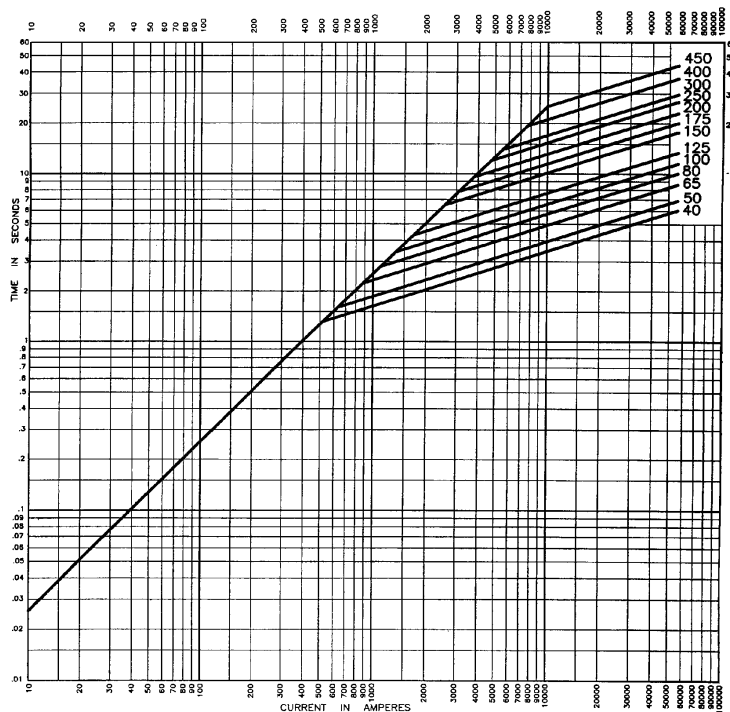
Time-Current Characteristics - Minimum Melt



Time-Current Characteristics - Total Clear



Max. Peak Let-Through Current Curves

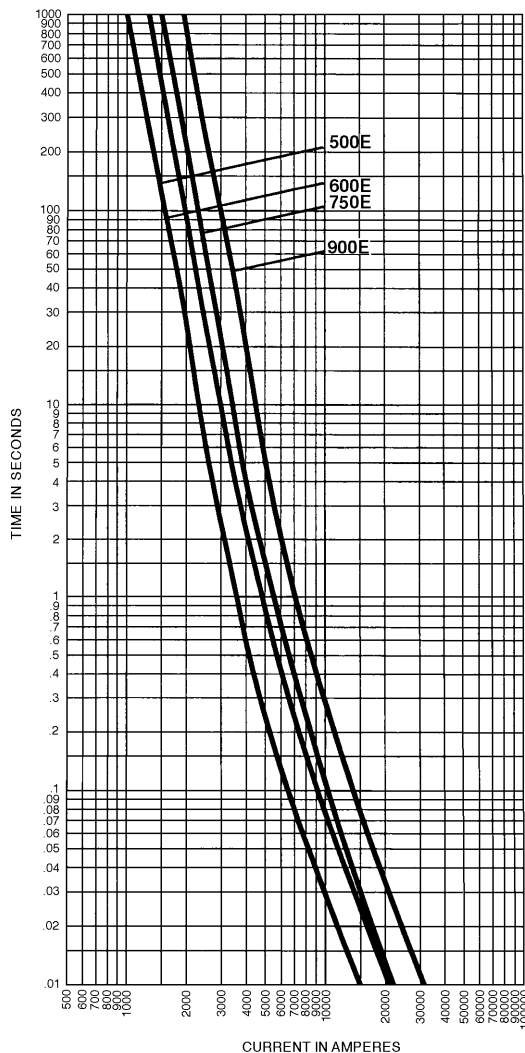


E-Rated Medium Voltage Fuses: EBI055 & ECL055

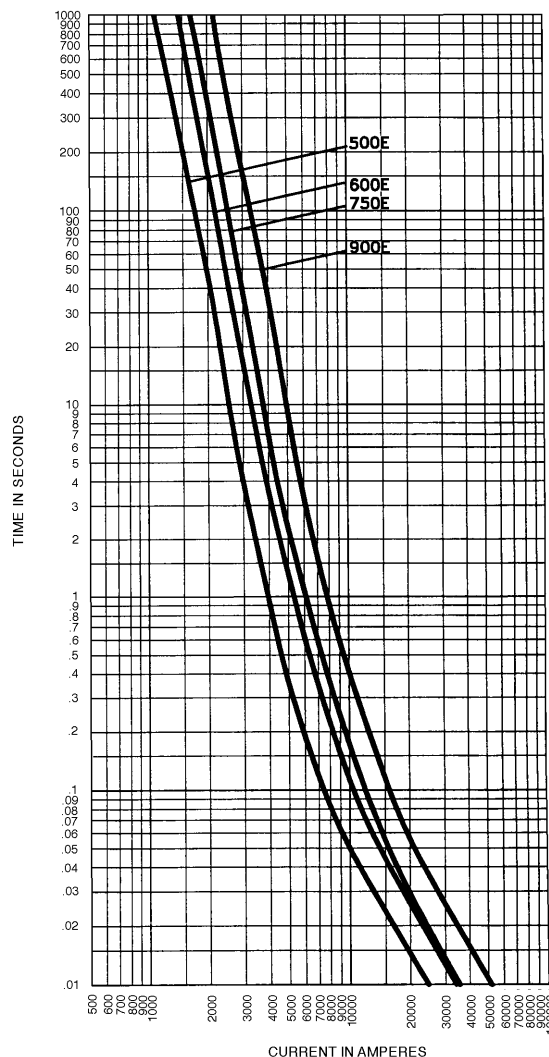
For Transformer and Feeder Protection Bolt-In & CL-14

5.5 kV - Time-Current & Peak Let-Through Data

Time-Current Characteristics - Minimum Melt



Time-Current Characteristics - Total Clear



Max. Peak Let-Through Current Curves

