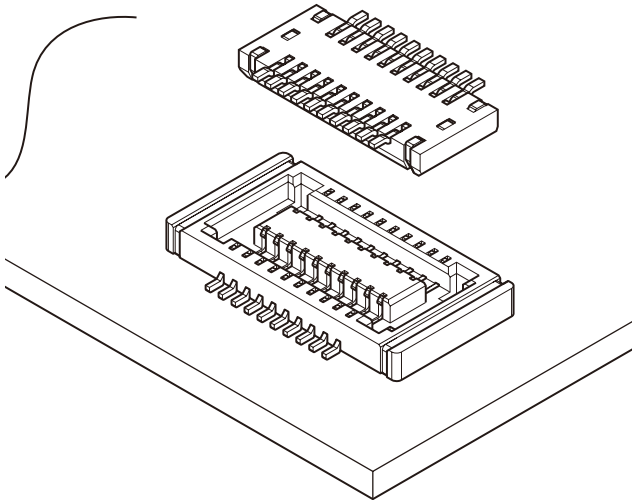


JAN CONNECTOR

0.4mm pitch/Board-to-board connectors



This JAN connector is a board-to-board connector with stacking height 1.0mm and 0.4mm pitch, which is the lowest-profile connector in the [electro mechanical component] industry.

In consideration of operability at user side, although it is 1.0mm low profile, when mating receptacle with plug, the connector structure, where the large amount of guiding connector can be taken, is adopted, and differentiates JAN connector with added value.

- Locking mechanism of contact
- Wiping contact structure
- Reinforcement tabs

Specifications

- Current rating: 0.2A AC, DC
- Voltage rating: 30V AC, DC
- Temperature range: -25°C to +85°C
(including temperature rise in applying electrical current)
- Contact resistance: Initial value/70m Ω max.
After environmental testing/140m Ω max.
- Insulation resistance: 50M Ω min.
- Withstanding voltage: 100V AC/minute
- * Compliant with RoHS.
- * Refer to "General Instruction and Notice when using Terminals and Connectors" at the end of this catalog.
- * Contact JST for details.

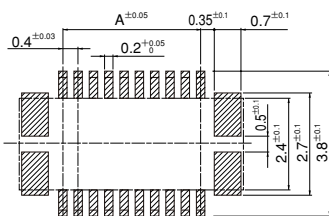
Standards

Ⓜ Recognized E60389

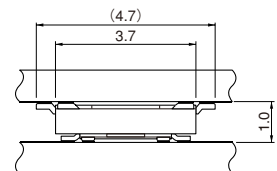
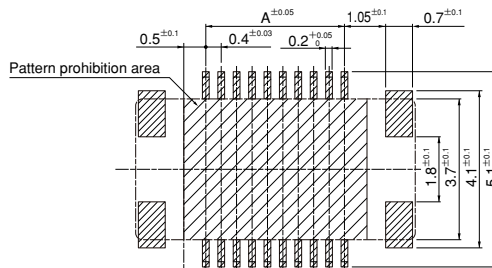
Ⓢ Certified LR20812

PC board layout (viewed from component side) and Assembly layout

Plug



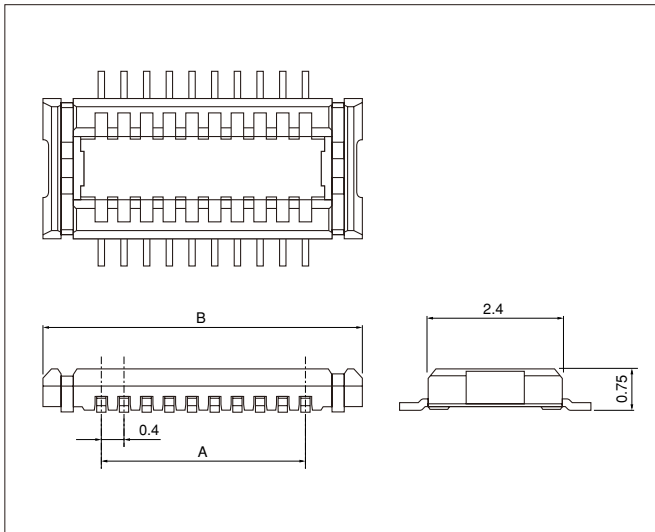
Receptacle



Note: 1. Tolerances are non-cumulative: ±0.03mm for all centers.
2. The dimensions above should serve as a guideline. Contact JST for details.

JAN CONNECTOR

Plug



Circuits	Model No.	Dimensions (mm)		Q'ty / reel
		A	B	
20	20P-JANK-GSAN-2-TF	3.6	5.6	4,000
24	24P-JANK-GSAN-2-TF	4.4	6.4	4,000
34	34P-JANK-GSAN-2-TF	6.4	8.4	4,000
40	40P-JANK-GSAN-2-TF	7.6	9.6	4,000
60	60P-JANK-GSAN-2-TF	11.6	13.6	4,000

Material and Finish

Contact: Phosphor bronze, nickel-undercoated, gold-plated (nickel-stripe)

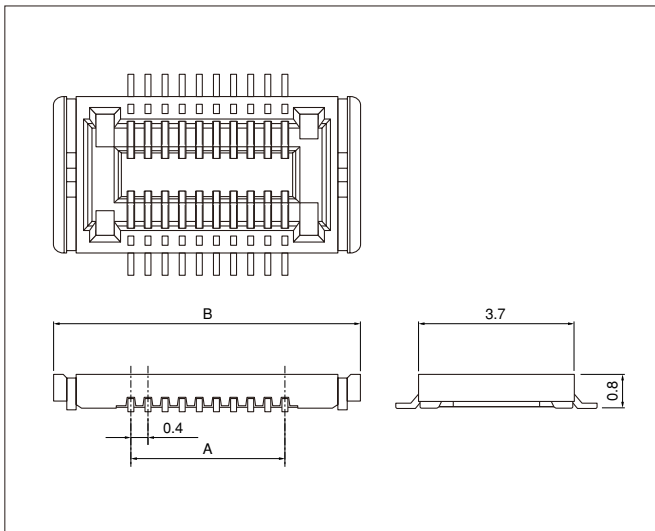
Housing: LCP, UL94V-0

Solder tab: Brass, copper-undercoated, tin-plated (reflow treatment)

RoHS compliance This product displays (LF)(SN) on a label.

Note: The products listed above are supplied on embossed-tape.

Receptacle



Circuits	Model No.	Dimensions (mm)		Q'ty / reel
		A	B	
20	20R-JANK-GSAN-TF	3.6	7.2	4,000
24	24R-JANK-GSAN-TF	4.4	8.0	4,000
34	34R-JANK-GSAN-TF	6.4	10.0	4,000
40	40R-JANK-GSAN-TF	7.6	11.2	4,000
60	60R-JANK-GSAN-TF	11.6	15.2	4,000

Material and Finish

Contact: Phosphor bronze, nickel-undercoated, gold-plated (nickel-stripe)

Housing: LCP, UL94V-0

Solder tab: Brass, copper-undercoated, tin-plated (reflow treatment)

RoHS compliance This product displays (LF)(SN) on a label.

Note: The products listed above are supplied on embossed-tape.