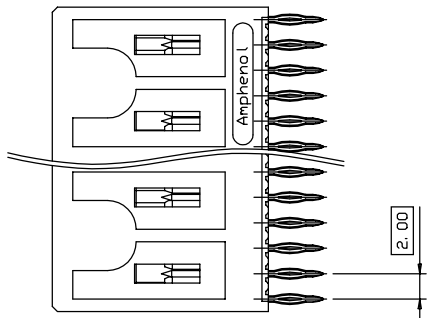
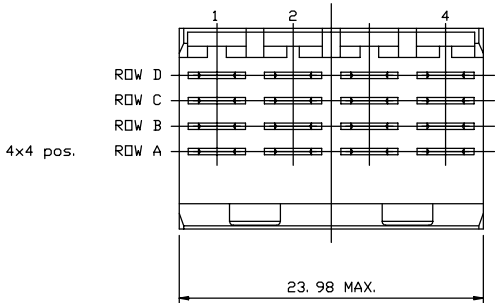
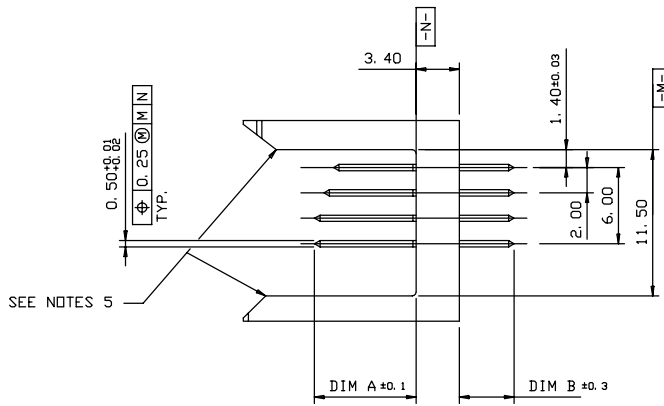
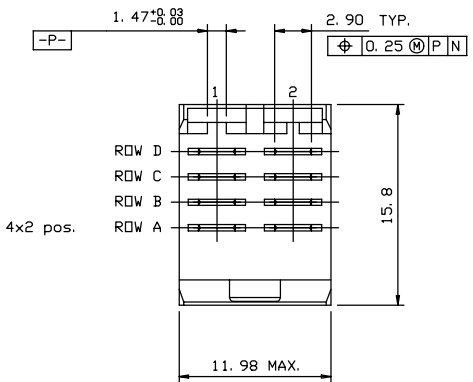


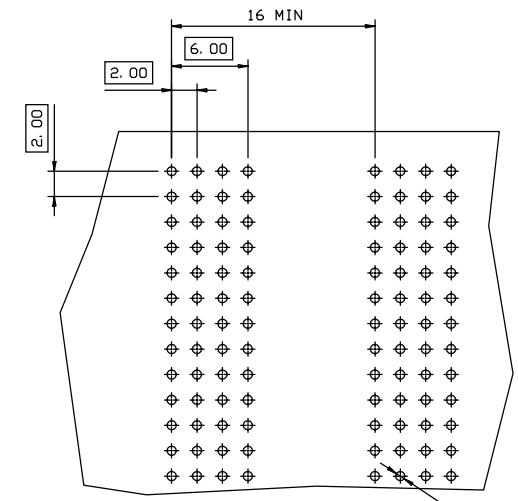
This document is the property of Amphenol Corporation and is delivered on the express condition that it is not to be disclosed, reproduced or used, in whole or in part, for manufacture or sale by anyone other than Amphenol Corporation without its prior consent, & that no right is granted to disclose or to use any information in this document.

REVISIONS				
SYM	ECN	DESCRIPTION	DATE	APPROVED
A	HK2010	RELEASE FOR CUSTOMER	7/18/01	IP

- NOTES:
- HOUSING MATERIAL: LIQUID CRYSTAL POLYMER, UL 94V-0; COLOUR: NATURAL;
  - CONTACT MATERIAL: PHOSPHOR BRONZE;
  - CONTACT FINISH: 3.1. 1.27um MIN. NICKEL UNDER PLATING OVER ALL;  
3.2. 0.8um MIN. GOLD PLATING ON MATING AREA FOR 400 CYCLES;  
3.3. 1.27um MIN. GOLD PLATING ON MATING AREA FOR 500 CYCLES;
  - PART MARKING: PART NUMBER & DATE CODE;
  - THE DIMENSIONS OF INTERNAL WIDTH 11.50±0.05 IS AT THE LOWER SIDE, THE WARPAGE OF THE WALL IS ALLOWED TO BE INWARD 0.15mm MAX. PER SIDE AND OUTWARD 0.05mm MAX. PER SIDE.



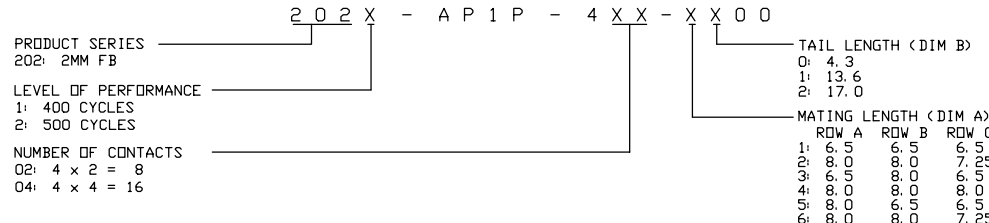
REQUIRED PC BOARD LAYOUT COMPONENT SIDE



PRESS-FIT HOLES	DIMENSIONS
HOLE DIAMETER	
AFTER PLATING	0.65-0.80
DRILLED PLATING	0.81-0.86 (< 0.85 DRILL)
COPPER PLATING	0.025MIN
TIN PLATING	0.005-0.015

Ø0.15 (M) TYP.  
PLATED THROUGH HOLE

PRODUCT NUMBER SYSTEM



CUSTOMER DRAWING

UNLESS OTHERWISE SPECIFIED TOLERANCES	U.S.	METRIC	APPROVAL DRAWN Charles Yang 7/18/01 CHECKED Michael IP 7/18/01 CHECKED	DATE 7/18/01	<p>Amphenol East Asia Limited</p>
	.X +/-	0.20			
.XX +/-	0.10		TITLE CUSTOMER DRAWING for 2MM FB, POWER, MALE, STRAIGHT PRESS FIT, WIDE BODY,		
.XXX +/-			DRAWING FILE: DRAWING\2MMFB\202X-AP1P-4XX-XX00		
FRACTIONS +/-			ANGLE OF PROJECTION 		
ANGLES +/-		1°	SIZE DRAWING NO. A3 202X-AP1P-4XX-XX00		
REMOVE SHARP EDGES	DIMENSIONS		REV. A		
	U.S.	INCHES	SCALE 1:1 SHEET 1 OF 1		
	(METRIC)	(MM)			