RGLES004

DWG NO. 152P3-8-6S

REV.	ECO NO.	DATE	BY	APP'D.
A	REL TO PRODUCTION PER ECO 004	03/21/97	GERALYN	

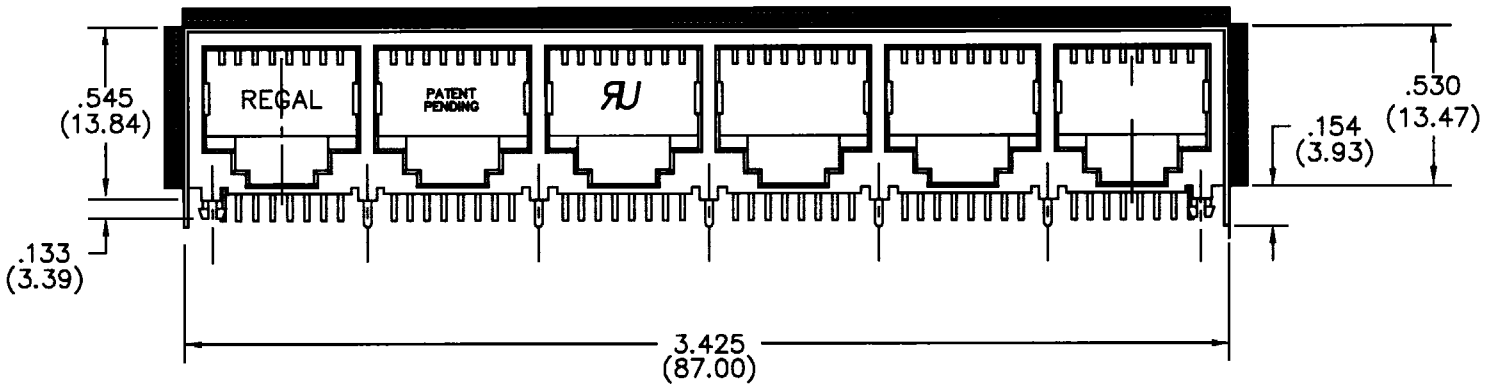

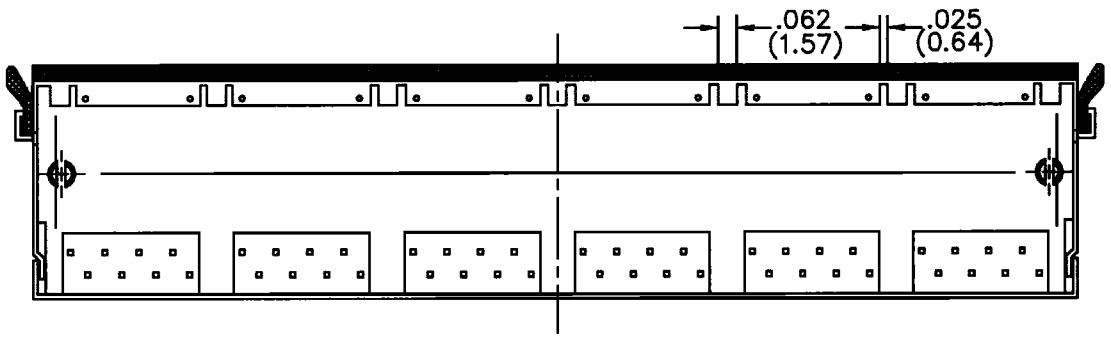

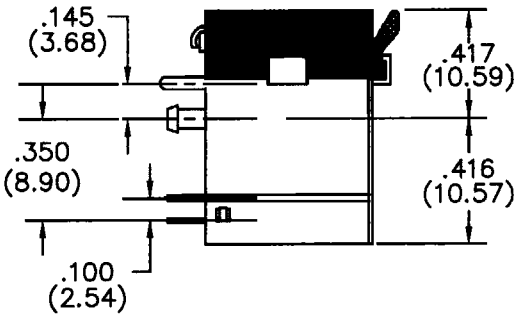

DESCRIPTION: RJ45 CONNECTOR, 8 WAY SHIELDED, PCB MOUNT
PART NUMBER: 152P3-8-6S
MATERIAL:
HOUSING: U.L, 94V-0 RECOGNIZED PLASTIC, COLOR OPTIONAL
SHIELD: 0.25mm THICK COPPER ALLOY PLATED WITH TIN (90μ")
CONTACTS: 0.35mm - 0.45mm PHOSPHOR BRONZE
50μ" GOLD IN CONTACT AREA OVER NICKEL
IN SOLDERING AREA OVER TIN
ELECTRICAL:
INSULATION RESISTANCE: 500 MOHMS MIN
DIELECTRIC WITHSTAND VOLTAGE: 1000V RMS MIN 60Hz
CURRENT/VOLTAGE: 30V AC/42V DC AT 1.5 AMPS
CONTACT RESISTANCE: 30 MILLIOHMS MAX
MECHANICAL:
DURABILITY: 1000 MATING CYCLES

SPECIFICATIONS.

CONFIDENTIAL

©Copyright 1997 Regal Electronics, Inc. This drawing is the property of Regal Electronics and contains confidential information, trade secret information and/or know-how which is the property of Regal Electronics. By accepting this drawing, the recipient agrees not to provide, or otherwise make available, the drawing or any information or know-how embodied therein, to any third party without prior written authorization.

REGAL ELECTRONICS, INC.

DRAWN: M.DARROW	DATE: 1/17/97	TITLE: PCB JACK SPECIFICATION CONTROL DRAWING
CHECKED:	DATE:	
DESIGNER:	DATE:	
APPROVED:	DATE:	
APPROVED:	DATE:	SIZE: C / DRAWING NO.: 152P3-8-6S / REV: A
APPROVED:	DATE:	SCALE: NONE / SHEET 1 OF 2

C-152P3-8-6S