
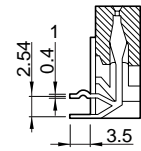
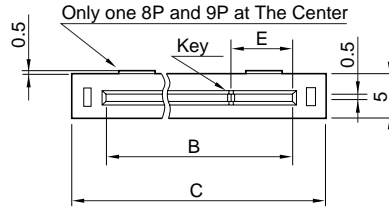


FPC CONNECTOR

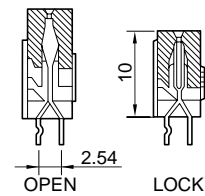
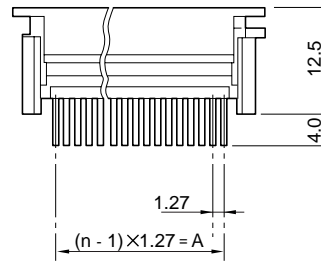
FP-3 Series 1.27mm Spacing



- Straight Type CFP31□□-01□□
 - Right-Angle Type CFP33□□-01□□
- 01 With kink
02 Without kink
- No. of Pins



Right-Angle



Straight

Features

1. FP-3 Series connectors feature a dual contact structure and ensure high reliability.
2. The terminal is fixed to the connector by kink processing to prevent the connector from protruding from the PC board.
3. The connector is finished with special treatment to prevent the flux accumulation.

Specification

1. Rating : Within 10μA and 0.5A, 50V AC
2. Insulation Resistance
1,000MΩ min. at 500V DC
3. Withstanding Voltage :
315V AC for one minute
4. Contact Resistance :
30mΩ max. (at initial)
Copper coated FPC (Tin-lead plating)
100Ω max. (at initial)
Silver Carbon Print FPC

Material and Plating

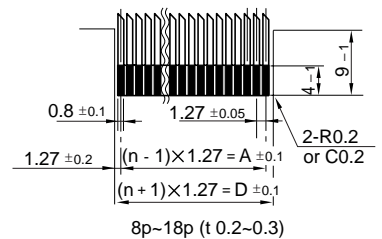
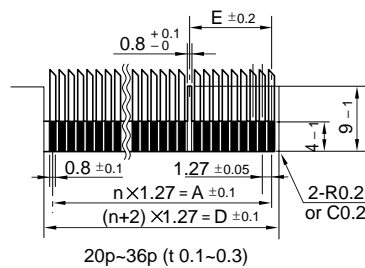
- **Housing :**
Polybutylene Terephthalate (Black)
94V-0
- **Slider :**
Polybutylene Terephthalate (Black)
94V-0
- **Contact :**
Phosphor Bronze, Tin-lead plating

NOTE

Applicable FPC Thickness (Silver Carbon FPC)

| No. of Pins | Straight | Right-Angle | A | B | C | D | E | Key Position |
|-------------|------------|-------------|-------|-------|-------|-------|-------|--------------|
| 8 | CFP3108-01 | CFP3308-01 | 8.89 | 11.63 | 18.89 | 11.43 | — | — |
| 10 | CFP3110-01 | CFP3310-01 | 11.43 | 14.17 | 21.43 | 13.97 | — | — |
| 12 | CFP3112-01 | CFP3312-01 | 13.97 | 16.71 | 23.97 | 16.51 | — | — |
| 14 | CFP3114-01 | CFP3314-01 | 16.51 | 19.25 | 26.51 | 19.05 | — | — |
| 16 | CFP3116-01 | CFP3316-01 | 19.05 | 21.79 | 29.05 | 21.59 | — | — |
| 18 | CFP3118-01 | CFP3318-01 | 21.59 | 24.33 | 31.59 | 24.13 | — | — |
| 20 | CFP3120-01 | CFP3320-01 | 25.40 | 28.14 | 35.40 | 27.94 | 7.62 | 14+ 6P |
| 22 | CFP3122-01 | CFP3322-01 | 27.94 | 30.68 | 37.94 | 30.48 | 10.16 | 14+ 8P |
| 24 | CFP3124-01 | CFP3324-01 | 30.48 | 33.22 | 40.48 | 33.02 | 12.70 | 14+10P |
| 28 | CFP3128-01 | CFP3328-01 | 35.56 | 38.30 | 45.56 | 38.10 | 12.70 | 18+10P |
| 32 | CFP3132-01 | CFP3332-01 | 40.64 | 43.38 | 50.64 | 43.18 | 17.78 | 18+14P |
| 36 | CFP3136-01 | CFP3336-01 | 45.72 | 48.46 | 55.72 | 48.26 | 22.86 | 18+18P |

Applicable FPC (t = 0.1 to 0.3)



| No. of Pins | Straight | Right-Angle |
|-------------|-------------|-------------|
| 8-18P | 0.20-0.30mm | 0.25-0.35mm |
| 20-36P | 0.15-0.25mm | 0.20-0.30mm |

Recommended Mounting Hole for PC Board

