

Rack and Panel Connectors Military, MIL-C-28748/7/8 Qualified Microminiature Rectangular with Optional Hoods



FEATURES

- Qualified to MIL-C-28748/7/8
- Solder cup contacts
- Fixed and turnable screwlocks
- Closed entry socket contacts
- Group A, B testing per MIL-C-28748

APPLICATIONS

Especially suited for use in airborne, instrumentation and portable equipment applications or wherever the following requirements must be met: Minimum space and weight without sacrifice of performance, high quality materials, long service life, high vibration and shock resistance and positive locking.

ELECTRICAL SPECIFICATIONS

Current Rating: Model MM22 = 5 A

Breakdown Voltage: At sea level: 2000 V_{RMS}

At 70 000 feet: 500 V_{RMS}

MATERIAL SPECIFICATIONS

Contact Pin: Phosphor bronze

Contact Socket: Phosphor bronze

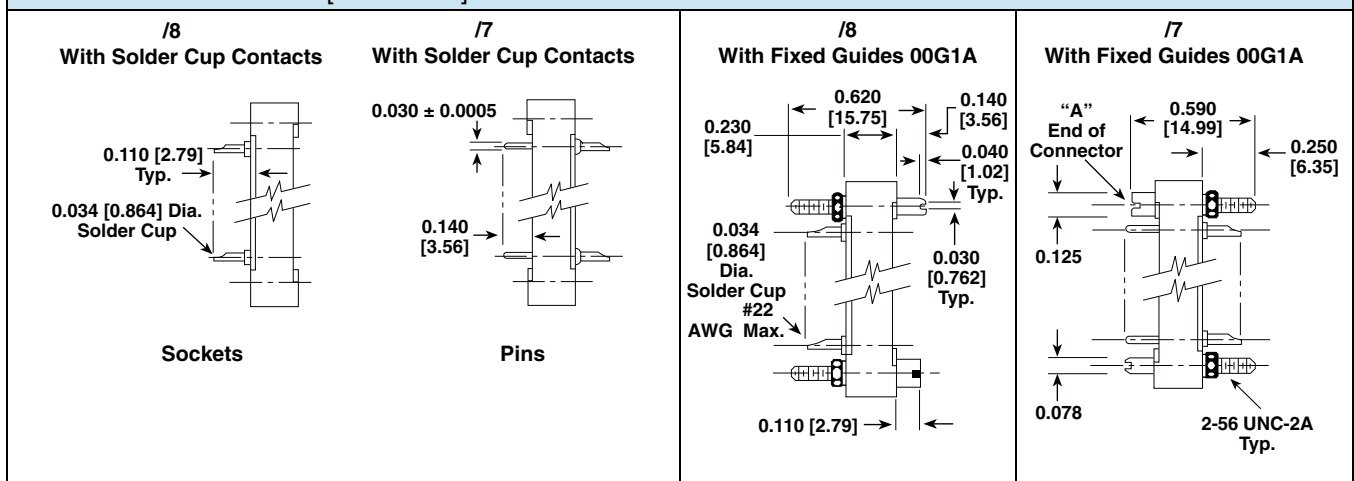
Contact Plating: Gold 50 micro-inches per ASTM B488

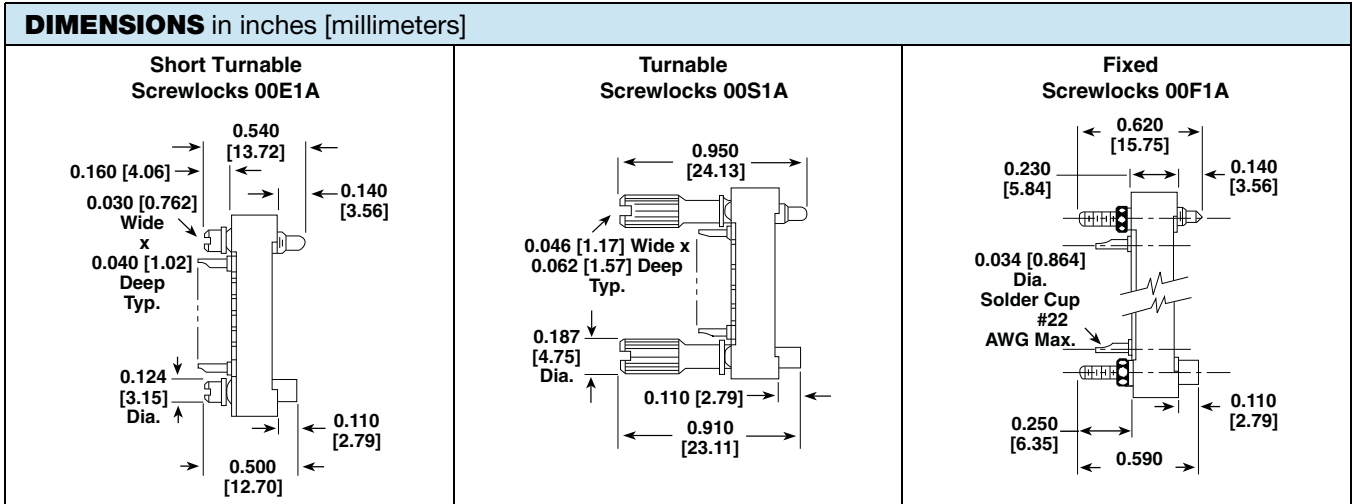
Screwlocks: Stainless steel, passivated

Guides: Stainless steel, passivated

Standard Body: Glass-filled diallyl phthalate per ASTM D5948, Model SDG-F, green

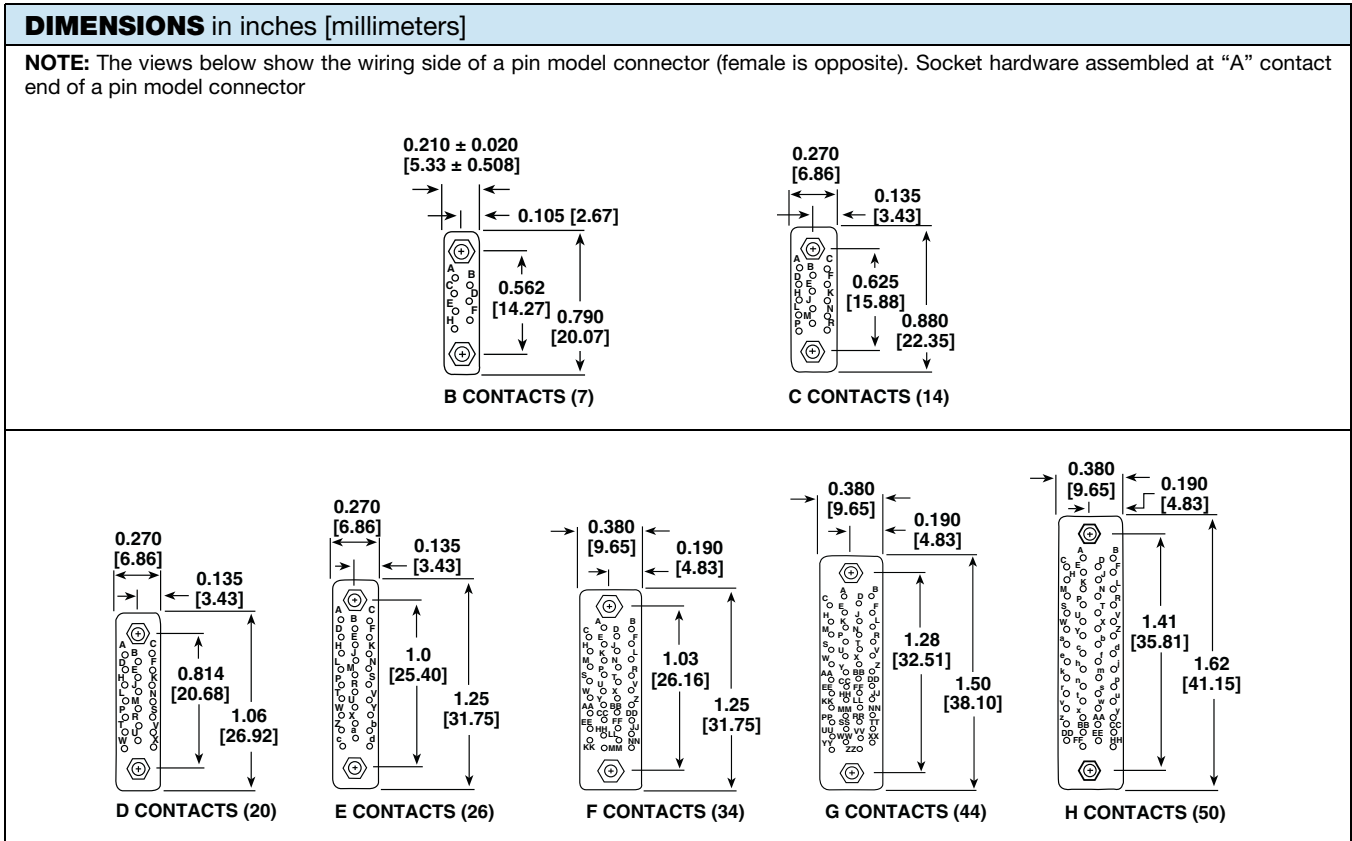
DIMENSIONS in inches [millimeters]





HARDWARE MATING CHART

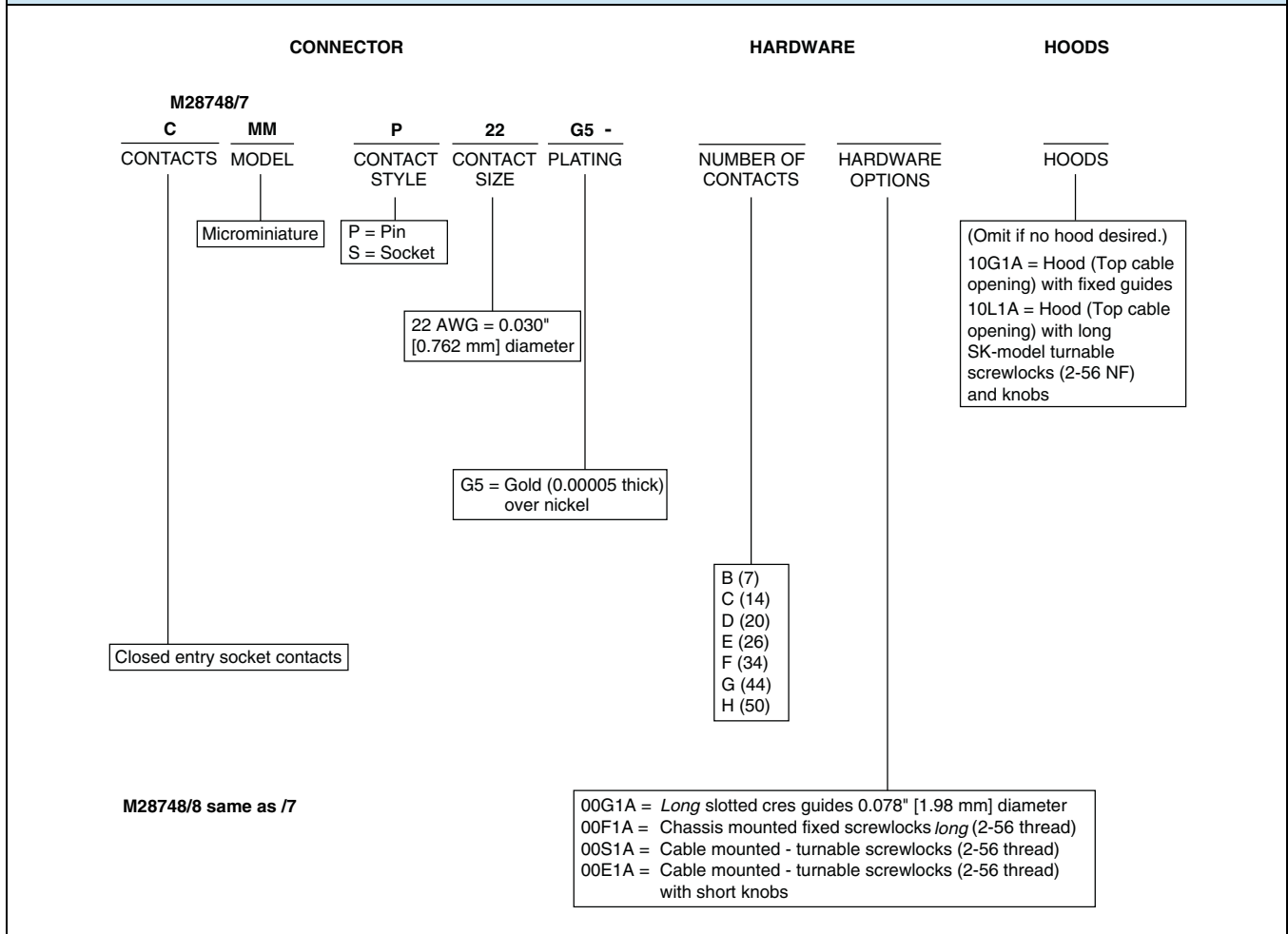
HARDWARE MODEL	MATES WITH HARDWARE MODEL	NOTE:
00S1A	00F1A	Either /7 or /8 connectors may be ordered with any type of hardware shown EXAMPLE: /8 with 00F1A hardware would mate with an MMP with 00S1A or 00E1A hardware
00E1A	00F1A	



PANEL CUTOUT in inches [millimeters]								
	NUMBER OF CONTACTS	A	B	C	NUMBER OF CONTACTS	A	B	C
	B (7)	0.210 [5.33]	0.562 [14.27]	0.440 [11.18]	F (34)	0.380 [9.65]	1.03 [26.16]	0.910 [23.11]
	C (14)	0.270 [6.86]	0.625 [15.88]	0.500 [12.70]	G (44)	0.380 [9.65]	1.28 [32.51]	1.16 [29.46]
	D (20)	0.270 [6.86]	0.814 [20.68]	0.690 [17.53]	H (50)	0.380 [9.65]	1.41 [35.81]	1.28 [32.51]
	E (26)	0.270 [6.86]	1.0 [25.40]	0.870 [22.10]				

HOOD VARIATIONS in inches [millimeters]					
<p>10G1A B CONTACTS (7)</p>		<p>10G1A C, D, E CONTACTS (14, 20, 26)</p>		<p>10G1A F, G, H CONTACTS (34, 44, 50)</p>	
<p>10L1A B CONTACTS (7)</p>		<p>10L1A C, D, E CONTACTS (14, 20, 26)</p>		<p>10L1A F, G, H CONTACTS (34, 44, 50)</p>	
NUMBER OF CONTACTS	A ± 0.016 [0.406]	B ± 0.030 [0.76]	C	D ± 0.016 [0.406]	"E" CABLE OPENING INCH ² [mm ²]
B (7)	0.780 [19.81]	0.650 [16.51]	0.562 [14.27]	0.440 [11.18]	0.037 [0.940]
C (14)	0.870 [22.10]	0.650 [16.51]	0.625 [15.88]	0.500 [12.70]	0.076 [1.930]
D (20)	1.06 [26.92]	0.650 [16.51]	0.814 [20.68]	0.620 [15.75]	0.105 [2.667]
E (26)	1.25 [31.75]	0.650 [16.51]	1.00 [25.40]	0.620 [15.75]	0.105 [2.667]
F (34)	1.25 [31.75]	0.650 [16.51]	1.03 [26.16]	0.500 [12.70]	0.160 [4.064]
G (44)	1.50 [38.10]	1.17 [29.72]	1.28 [32.51]	0.500 [12.70]	0.190 [4.826]
H (50)	1.62 [41.15]	1.17 [29.72]	1.41 [35.81]	0.620 [15.75]	0.202 [5.131]

ORDERING INFORMATION





Rack and Panel Connectors Military, MIL-C-28748/7/8
 Qualified Microminiature Rectangular with Optional Hoods

Vishay Dale

MIL-C-28748 CROSS REFERENCE for Vishay Dale Connectors			
MIL MODEL #	VISHAY MODEL #	MIL MODEL #	VISHAY MODEL #
M28748/7-B00E1A	MMP22G5-7SK2030	M28748/8-B00E1A	CMMS22G5-7SK2030
M28748/7-B00F1A	MMP22G5-7SL2L	M28748/8-B00F1A	CMMS22G5-7SL2L
M28748/7-B00G1A	MMP22G5-7027L	M28748/8-B00G1A	CMMS22G5-7027L
M28748/7-B00S1A	MMP22G5-7SK2	M28748/8-B00S1A	CMMS22G5-7SK2
M28748/7-B10G1A	MMP22G5-7027H	M28748/8-B10G1A	CMMS22G5-7027H
M28748/7-B10L1A	MMP22G5-7SK2H	M28748/8-B10L1A	CMMS22G5-7SK2H
M28748/7-C00E1A	MMP22G5-14SK2030	M28748/8-C00E1A	CMMS22G5-14SK2030
M28748/7-C00F1A	MMP22G5-14SL2L	M28748/8-C00F1A	CMMS22G5-14SL2L
M28748/7-C00G1A	MMP22G5-14027L	M28748/8-C00G1A	CMMS22G5-14027L
M28748/7-C00S1A	MMP22G5-14SK2	M28748/8-C00S1A	CMMS22G5-14SK2
M28748/7-C10G1A	MMP22G5-14027H	M28748/8-C10G1A	CMMS22G5-14027H
M28748/7-C10L1A	MMP22G5-14SK2H	M28748/8-C10L1A	CMMS22G5-14SK2H
M28748/7-D00E1A	MMP22G5-20SK2030	M28748/8-D00E1A	CMMS22G5-20SK2030
M28748/7-D00F1A	MMP22G5-20SL2L	M28748/8-D00F1A	CMMS22G5-20SL2L
M28748/7-D00G1A	MMP22G5-20027L	M28748/8-D00G1A	CMMS22G5-20027L
M28748/7-D00S1A	MMP22G5-20SK2	M28748/8-D00S1A	CMMS22G5-20SK2
M28748/7-D10G1A	MMP22G5-20027H	M28748/8-D10G1A	CMMS22G5-20027H
M28748/7-D10L1A	MMP22G5-20SK2H	M28748/8-D10L1A	CMMS22G5-20SK2H
M28748/7-E00E1A	MMP22G5-26SK2030	M28748/8-E00E1A	CMMS22G5-26SK2030
M28748/7-E00F1A	MMP22G5-26SL2L	M28748/8-E00F1A	CMMS22G5-26SL2L
M28748/7-E00G1A	MMP22G5-26027L	M28748/8-E00G1A	CMMS22G5-26027L
M28748/7-E00S1A	MMP22G5-26SK2	M28748/8-E00S1A	CMMS22G5-26SK2
M28748/7-E10G1A	MMP22G5-26027H	M28748/8-E10G1A	CMMS22G5-26027H
M28748/7-E10L1A	MMP22G5-26SK2H	M28748/8-E10L1A	CMMS22G5-26SK2H
M28748/7-F00E1A	MMP22G5-34SK2030	M28748/8-F00E1A	CMMS22G5-34SK2030
M28748/7-F00F1A	MMP22G5-34SL2L	M28748/8-F00F1A	CMMS22G5-34SL2L
M28748/7-F00G1A	MMP22G5-34027L	M28748/8-F00G1A	CMMS22G5-34027L
M28748/7-F00S1A	MMP22G5-34SK2	M28748/8-F00S1A	CMMS22G5-34SK2
M28748/7-F10G1A	MMP22G5-34027H	M28748/8-F10G1A	CMMS22G5-34027H
M28748/7-F10L1A	MMP22G5-34SK2H	M28748/8-F10L1A	CMMS22G5-34SK2H
M28748/7-G00E1A	MMP22G5-44SK2030	M28748/8-G00E1A	CMMS22G5-44SK2030
M28748/7-G00F1A	MMP22G5-44SL2L	M28748/8-G00F1A	CMMS22G5-44SL2L
M28748/7-G00G1A	MMP22G5-44027L	M28748/8-G00G1A	CMMS22G5-44027L
M28748/7-G00S1A	MMP22G5-44SK2	M28748/8-G00S1A	CMMS22G5-44SK2
M28748/7-G10G1A	MMP22G5-44027H	M28748/8-G10G1A	CMMS22G5-44027H
M28748/7-G10L1A	MMP22G5-44SK2H	M28748/8-G10L1A	CMMS22G5-44SK2H
M28748/7-H00E1A	MMP22G5-50SK2030	M28748/8-H00E1A	CMMS22G5-50SK2030
M28748/7-H00F1A	MMP22G5-50SL2L	M28748/8-H00F1A	CMMS22G5-50SL2L
M28748/7-H00G1A	MMP22G5-50027L	M28748/8-H00G1A	CMMS22G5-50027L
M28748/7-H00S1A	MMP22G5-50SK2	M28748/8-H00S1A	CMMS22G5-50SK2
M28748/7-H10G1A	MMP22G5-50027H	M28748/8-H10G1A	CMMS22G5-50027H
M28748/7-H10L1A	MMP22G5-50SK2H	M28748/8-H10L1A	CMMS22G5-50SK2H



Disclaimer

ALL PRODUCT, PRODUCT SPECIFICATIONS AND DATA ARE SUBJECT TO CHANGE WITHOUT NOTICE TO IMPROVE RELIABILITY, FUNCTION OR DESIGN OR OTHERWISE.

Vishay Intertechnology, Inc., its affiliates, agents, and employees, and all persons acting on its or their behalf (collectively, "Vishay"), disclaim any and all liability for any errors, inaccuracies or incompleteness contained in any datasheet or in any other disclosure relating to any product.

Vishay makes no warranty, representation or guarantee regarding the suitability of the products for any particular purpose or the continuing production of any product. To the maximum extent permitted by applicable law, Vishay disclaims (i) any and all liability arising out of the application or use of any product, (ii) any and all liability, including without limitation special, consequential or incidental damages, and (iii) any and all implied warranties, including warranties of fitness for particular purpose, non-infringement and merchantability.

Statements regarding the suitability of products for certain types of applications are based on Vishay's knowledge of typical requirements that are often placed on Vishay products in generic applications. Such statements are not binding statements about the suitability of products for a particular application. It is the customer's responsibility to validate that a particular product with the properties described in the product specification is suitable for use in a particular application. Parameters provided in datasheets and/or specifications may vary in different applications and performance may vary over time. All operating parameters, including typical parameters, must be validated for each customer application by the customer's technical experts. Product specifications do not expand or otherwise modify Vishay's terms and conditions of purchase, including but not limited to the warranty expressed therein.

Except as expressly indicated in writing, Vishay products are not designed for use in medical, life-saving, or life-sustaining applications or for any other application in which the failure of the Vishay product could result in personal injury or death. Customers using or selling Vishay products not expressly indicated for use in such applications do so at their own risk and agree to fully indemnify and hold Vishay and its distributors harmless from and against any and all claims, liabilities, expenses and damages arising or resulting in connection with such use or sale, including attorneys fees, even if such claim alleges that Vishay or its distributor was negligent regarding the design or manufacture of the part. Please contact authorized Vishay personnel to obtain written terms and conditions regarding products designed for such applications.

No license, express or implied, by estoppel or otherwise, to any intellectual property rights is granted by this document or by any conduct of Vishay. Product names and markings noted herein may be trademarks of their respective owners.