

KEY FEATURES

- Fully Isolated Plastic Case with IP67 Level
- Universal Input: 90-305 VAC or 120-430 VDC
- Three in one dimming function
(1~10VDC & PWM Signal or resistance)
- Built-in Active PFC Function
- Free Air Convection
- High Reliability
- With Constant Current & Constant Voltage
- Output Voltage and Constant Current Level can Be Adjusted Through Internal Potential Meter
- Isolation Class II
- LED Power Application
- 3-Years Product Warranty


IP67 CE
ELECTRICAL SPECIFICATIONS

Model No.	APF40-12S	APF40-15S	APF40-24S	APF40-48S	APF40-54S	
Max Output Wattage (W)	40W					
Input	Voltage	90-305 VAC or 120-430 VDC				
	Frequency (Hz)	47-63 Hz				
	Current (Full load)	0.43 A max. (115 VAC) / 0.24 A max. (230 VAC) / 0.23 A max. (277 VAC)				
	Inrush Current (<2ms)	40 A max. (115 VAC) / 70 A max. (230 VAC)				
	Leakage Current	<0.75 mA max.				
	Power Factor	PF>0.97 (115 VAC) / PF>0.9 (230 VAC) at Full Load				
Output	Voltage (V.DC.)	12V	15V	24V	48V	54V
	Constant Current Range (V.DC.)	6 ~ 12V	7.5 ~ 15V	12 ~ 24V	24 ~ 48V	27 ~ 54V
	Voltage Accuracy	±2%				
	Current (Convection) (mA) max	3333	2666	1666	833	740
	Current ADJ Range (mA)	1667 ~ 3333	1333 ~ 2666	833 ~ 1666	417 ~ 833	370 ~ 740
	Line Regulation	±1%				
	Load Regulation	±1%				
	Minimum Load					
	Maximum Capacitive Load					
	Ripple & Noise (max.)	150mVp-p	150mVp-p	200mVp-p	300mVp-p	300mVp-p
	Efficiency (typ.)	85%	85%	87%	88%	88%
	Hold-up Time	25 ms min.				
	Switching Frequency					
Protection	Over Power Protection	Auto recovery				
	Over Voltage Protection	Auto recovery				
	Overt Temperature Protection	Auto recovery				
	Short Circuit Protection	Auto recovery				
Isolation	Input-Output (V.AC)	3750V				
	Input-FG (V.AC)	1880V				
	Output-FG (V.AC)	500V				
Environment	Operating Temperature	-40°C...+70°C (with derating)				
	Storage Temperature	-40°C...+85°C				
	Temperature Coefficient	±0.02%/°C (0~50°C)				
	Humidity	95% RH				
	MTBF	>100,000 h @ 25°C (MIL-HDBK-217F)				
	Vibration	10~500Hz, 5G 10min./1cycle, 60min. each along X, Y, Z axes.				

1. All specifications valid at normal input voltage, full load and +25°C after warm-up time unless otherwise stated.
2. Ripple & Noise are measured at 20MHz of bandwidth with 0.1uF & 47uF parallel capacitor.


APF40 SERIES

40 Watts

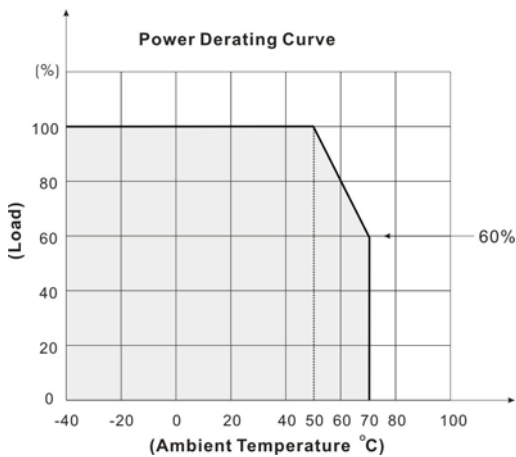
Model No.	APF40-12S	APF40-15S	APF40-24S	APF40-48S	APF40-54S
Physical	Dimension (L x W x H) 6.1 x 2.17 x 1.38 Inches (155.0 x 55.0 x 35.0 mm) Tolerance ± 0.5 mm				
	Weight g				
	Cooling Method Free air convection				
Safety	Agency Approvals EN61347-1:2008、EN61347-2-13:2006 (Pending)				
EMC	EMI (Conducted & Radiated Emission) EN 55015、Class B (Pending)				
	EMS (Noise Immunity) EN 61547 (Pending)				
	Surge 2KV L-L, 4KV L-E				

1. All specifications valid at nominal input voltage, full load and +25°C after warm-up time unless otherwise stated.
2. Ripple & Noise are measured at 20MHz of bandwidth with 0.1uF & 47uF parallel capacitor.

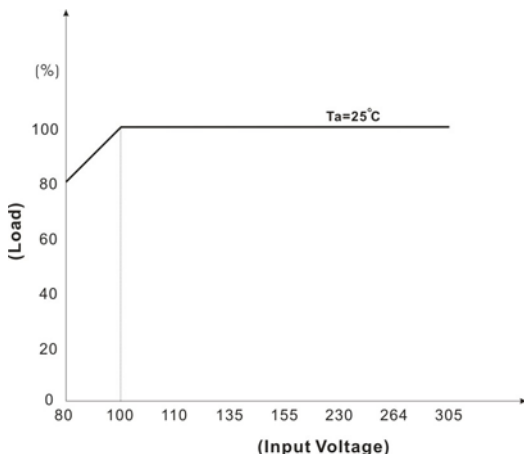
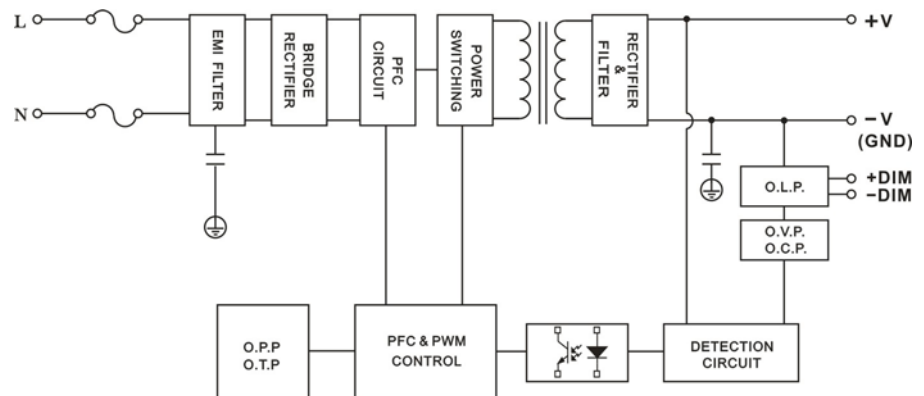
MECHANICAL DIMENSION (Top View)



DERATING



BLOCK DIAGRAM



EFFICIENCY VERSUS LOAD

APF40 SERIES**40 Watts**

APF40-12S

VIN VS Efficiency

Input Voltage (V)	90	115	180	230	264
Efficiency (%)					
Input Voltage (V)	277	305			
Efficiency (%)					

LOAD VS Efficiency

Load (%)	0	10	20	30	40	50
115V (%)						
230V (%)						
Load (%)	60	70	80	90	100	
115V (%)						
230V (%)						

APF40-15S

VIN VS Efficiency

Input Voltage (V)	90	115	180	230	264
Efficiency (%)					
Input Voltage (V)	277	305			
Efficiency (%)					

LOAD VS Efficiency

Load (%)	0	10	20	30	40	50
115V (%)						
230V (%)						
Load (%)	60	70	80	90	100	
115V (%)						
230V (%)						

EFFICIENCY VERSUS LOAD

APF40 SERIES **40 Watts**

APF40-24S

VIN VS Efficiency

Input Voltage (V)	90	115	180	230	264
Efficiency (%)					
Input Voltage (V)	277	305			
Efficiency (%)					

LOAD VS Efficiency

Load (%)	0	10	20	30	40	50
115V (%)						
230V (%)						
Load (%)	60	70	80	90	100	
115V (%)						
230V (%)						

APF40-48S

VIN VS Efficiency

Input Voltage (V)	90	115	180	230	264
Efficiency (%)					
Input Voltage (V)	277	305			
Efficiency (%)					

LOAD VS Efficiency

Load (%)	0	10	20	30	40	50
115V (%)						
230V (%)						
Load (%)	60	70	80	90	100	
115V (%)						
230V (%)						

EFFICIENCY VERSUS LOAD

APF40 SERIES

40 Watts

APF40-54S

VIN VS Efficiency

Input Voltage (V)	90	115	180	230	264
Efficiency (%)					
Input Voltage (V)	277	305			
Efficiency (%)					

LOAD VS Efficiency

Load (%)	0	10	20	30	40	50
115V (%)						
230V (%)						
Load (%)	60	70	80	90	100	
115V (%)						
230V (%)						