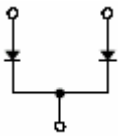


SCHOTTKY BARRIER DIODE
FEATURES:

- Extra small power mold type.
- Low VF
- High reliability

MARKING: 3D

Maximum Ratings @T_A=25 °C

Parameter	Symbol	Limits	Unit
Peak reverse voltage	V _{RM}	40	V
DC reverse voltage	V _R	40	V
Peak forward surge current	I _{FSM}	200	mA
Average forward current	I _O	30	mA
Power dissipation	P _D	200	mW
Junction temperature	T _j	125	°C
Storage temperature	T _{stg}	-40-125	°C

ELECTRICAL CHARACTERISTICS (T_{amb}=25°C unless otherwise specified)

Parameter	Symbol	Test conditions	MIN	TYP	MAX	UNIT
Reverse voltage leakage current	I _R	V _R =10V			1	μA
Forward voltage	V _F	I _F =1mA			0.37	V
Capacitance between terminals	C _T	V _R =1V, f=1MHz		2.0		pF

Typical Characteristics

● Electrical characteristic curves (Ta=25°C)

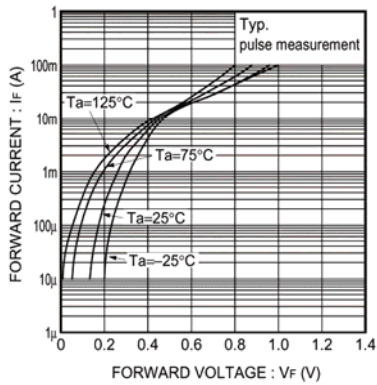


Fig. 1 Forward characteristics

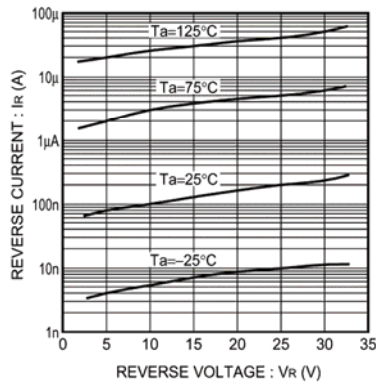


Fig. 2 Reverse characteristics

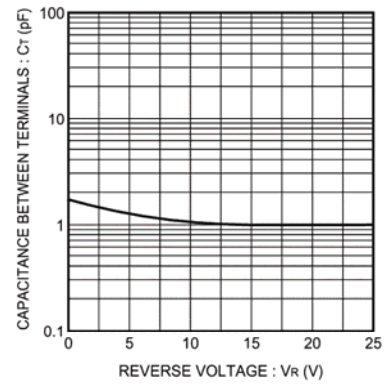


Fig. 3 Capacitance between terminals characteristics

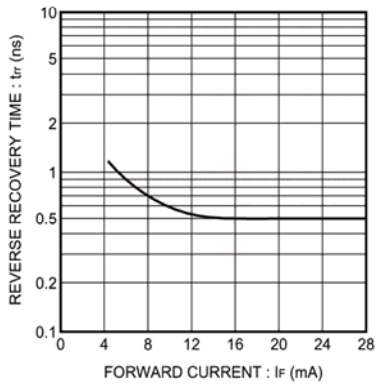


Fig. 4 Reverse recovery time characteristics