



Series CMRD24/CMRA24

35-65Amp • 240 Vac • AC Output

- Zero Voltage and Random Turn-On Switching
- DIN Rail & Panel Mount
- Status Indicating LED
- DC or AC Control

Featuring state-of-the-art Surface Mount Technology, these SPST-NO relays deliver proven reliability in the most demanding applications. Output consists of an SCR AC switch and is available in zero-cross or random turn-on versions.

Manufactured in Crydom's ISO 9002 Certified facility for optimum product performance and reliability.

MODEL NUMBERS	CMRD2435 CMRA2435	CMRD2445 CMRA2445	CMRD2455 CMRA2455	CMRD2465 CMRA2465
OUTPUT SPECIFICATIONS ①				
Operating Voltage (47-63 Hz) [Vrms]	24-280	24-280	24-280	24-280
Max. Load Current @ 25°C Ambient Temperature [Arms]	35	45	55	65
Min. Load Current, [Arms]	0.15	0.15	0.25	0.25
Transient Overvoltage [Vpk]	600	600	600	600
Max. Surge Current, (16.6ms) [Apk]	250	625	1000	1200
Max. On-State Voltage Drop @ Rated Current [Vpk]	1.6	1.6	1.6	1.6
Thermal Resistance Junction to Case ($R_{\theta JC}$) [°C/W]	1.02	0.63	0.31	0.28
Maximum $I^2 t$ for Fusing, (8.3 msec.) [A ² sec]	260	1620	4150	6000
Max. Off-State Leakage Current @ Rated Voltage [mArms]	10	10	10	10
Min. Off-State dv/dt @ Max. Rated Voltage [V/μsec]②	500	500	500	500
Max. Turn-On Time ③	1/2 Cycle (DC Control), 10.0 msec (AC Control)			
Max. Turn-Off Time	1/2 Cycle (DC Control), 40.0 msec (AC Control)			
Power Factor (Min.) with Max. Load	0.5	0.5	0.5	0.5

INPUT SPECIFICATIONS①	DC CONTROL	AC CONTROL
Control Voltage Range	3-32 Vdc	90-140 Vrms
Max. Reverse Voltage	32 Vdc	—
Max. Turn-On Voltage	3.0 Vdc	90 Vrms
Min. Turn-Off Voltage	1.0 Vdc	10 Vrms
Max. Input Current	30.0mA④	—
Typical Input Current	17mA @ 5 Vdc	15mA @ 120 Vrms

GENERAL SPECIFICATIONS	
Dielectric Strength 50/60Hz Input/Output/Base	4000 Vrms
Insulation Resistance (Min.) @ 500 Vdc	10 ⁹ Ohm
Max. Capacitance Input/Output	8 pF
Ambient Operating Temperature Range	-40 to 80°C
Ambient Storage Temperature Range	-40 to 125°C
Status Indicating Display	Green LED

GENERAL NOTES

- ① All parameters at 25°C unless otherwise specified.
- ② Off-State dv/dt test method per EIA/NARM standard RS-443, paragraph 13.11.1
- ③ Turn-on time for DC control random turn-on versions is 0.02msec.
- ④ Input circuitry incorporates active current limiter.

MECHANICAL SPECIFICATIONS

Weight: (typical)	16.8 oz. (476g)
Encapsulation:	Thermally Conductive Epoxy
Terminals:	Cage Type
Maximum Wire Size- Output: AWG6 (4.1mm) Input: AWG10 (2.6mm)	

©1998 CRYDOM CORP, Specifications subject to change without notice.

For recommended applications and more information contact:

USA: (800) 8 CRYDOM • (800) 827-9366 • (619) 715-7200 • fax (619) 715-7280

Crydom Corp, 9525 Chesapeake Drive, San Diego, CA 92123 • e-mail: sales@crydom.com

WEB SITE: <http://www.crydom.com> FASTFAX Product Information: (888) 267-9191

UK: (44)1202 812300 • fax (44)1202 812340 Crydom International Ltd., 85, Condor Close, Woolsbridge Industrial Estate, Three-Legged Cross, Wimborne, Dorset, England BH21 6SU

GERMANY: (49) (0)6874 182580 • fax (49)(0)6874 182585 Crydom GmbH,

Gewerbegebiet Im Schachen, D-66687 Nunkirchen, Germany • e-mail: vertrieb@crydom.com



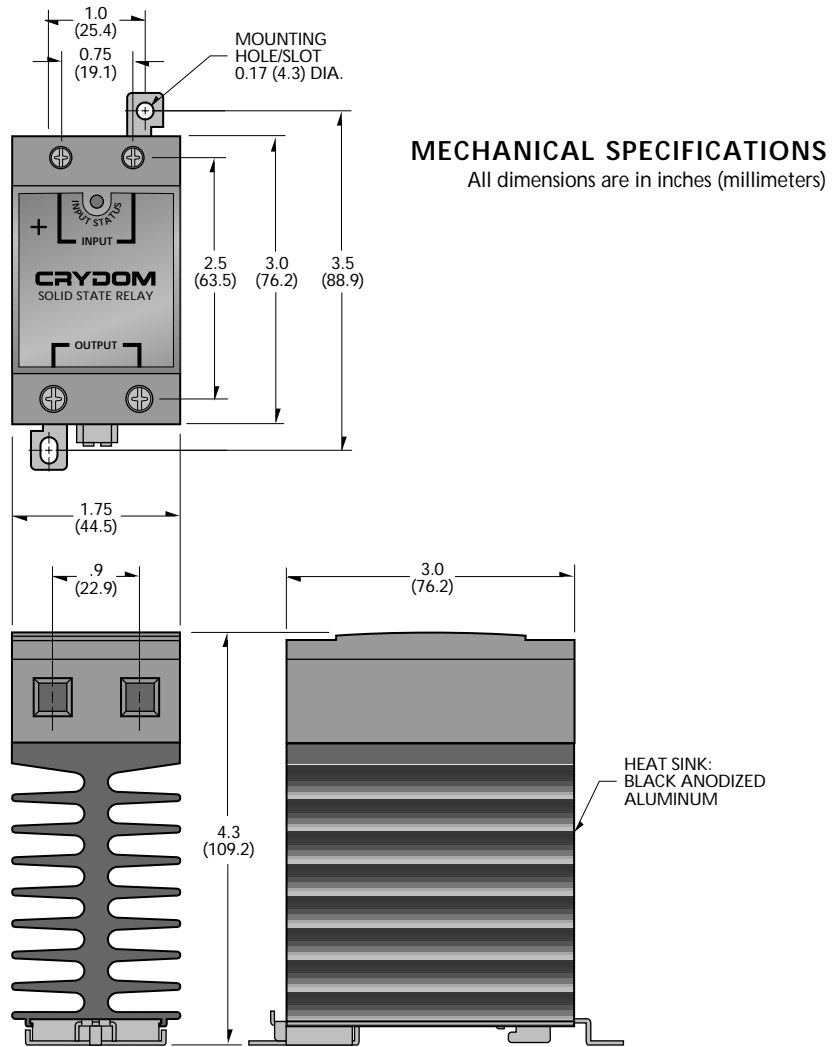
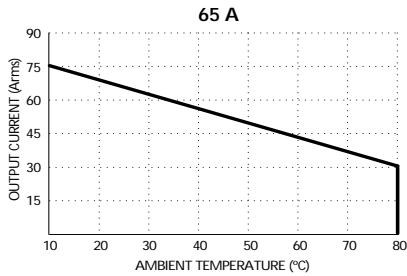
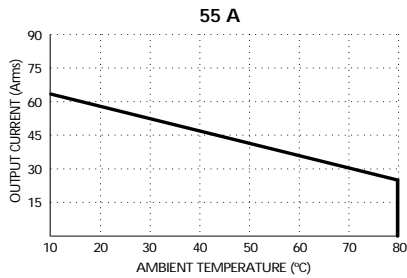
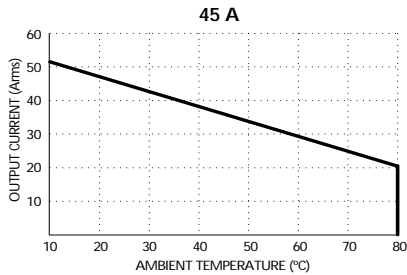
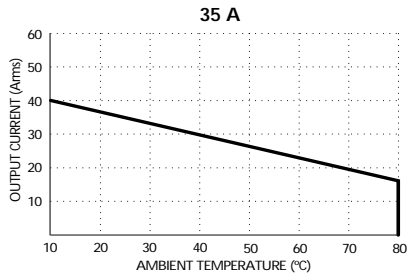
Series CMRD24/CMRA24

35-65Amp • 240 Vac • AC Output

CRYDOM

Control over power

CURRENT DERATING CURVES



AVAILABLE OPTIONS

- 10 Random Turn-On, Phase Controllable
Example: **CMRD2435-10**
- E 24 Vac Input (18-36 Vac)
Example: **CMRA2435E**

APPROVALS

UL PENDING
CSA PENDING
VDE PENDING



FastFax Document No. 171
CMRD/CMRA.072398, PAGE 2 OF 6

©1998 CRYDOM CORP, Specifications subject to change without notice.

For recommended applications and more information contact:

USA: (800) 8 CRYDOM • (800) 827-9366 • (619) 715-7200 • fax (619) 715-7280
Crydom Corp, 9525 Chesapeake Drive, San Diego, CA 92123 • e-mail: sales@crydom.com
WEB SITE: <http://www.crydom.com> FASTFAX Product Information: (888) 267-9191
UK: (44)1202 812300 • fax (44)1202 812340 Crydom International Ltd., 85, Condor Close, Woolsbridge Industrial Estate, Three-Legged Cross, Wimborne, Dorset, England BH21 6SU
GERMANY: (49) (0)6874 182580 • fax (49)(0)6874 182585 Crydom GmbH, Gewerbegebiet Im Schachen, D-66687 Nunkirchen, Germany • e-mail: vertrieb@crydom.com





Series CMRD48/CMRA48

35-65Amp • 480 Vac • AC Output

- Zero Voltage and Random Turn-On Switching
- DIN Rail & Panel Mount
- Status Indicating LED
- DC or AC Control

Featuring state-of-the-art Surface Mount Technology, these SPST-NO relays deliver proven reliability in the most demanding applications. Output consists of an SCR AC switch and is available in zero-cross or random turn-on versions.

Manufactured in Crydom's ISO 9002 Certified facility for optimum product performance and reliability.

MODEL NUMBERS	CMRD4835 CMRA4835	CMRD4845 CMRA4845	CMRD4855 CMRA4855	CMRD4865 CMRA4865
OUTPUT SPECIFICATIONS ①				
Operating Voltage (47-63 Hz) [Vrms]	48-530	48-530	48-530	48-530
Max. Load Current @ 25°C Ambient Temperature [Arms]	35	45	55	65
Min. Load Current, [Arms]	0.15	0.15	0.25	0.25
Transient Overvoltage [Vpk]	1200	1200	1200	1200
Max. Surge Current, (16.6ms) [Apk]	250	625	1000	1200
Max. On-State Voltage Drop @ Rated Current [Vpk]	1.7	1.7	1.7	1.7
Thermal Resistance Junction to Case (R _{θJC}) [°C/W]	1.02	0.63	0.31	0.28
Maximum I ² t for Fusing, (8.3 msec.) [A ² sec]	260	1620	4150	6000
Max. Off-State Leakage Current @ Rated Voltage [mArms]	10	10	10	10
Min. Off-State dv/dt @ Max. Rated Voltage [V/μsec]②	500	500	500	500
Max. Turn-On Time③	1/2 Cycle (DC Control), 10.0 msec (AC Control)			
Max. Turn-Off Time	1/2 Cycle (DC Control), 40.0 msec (AC Control)			
Power Factor (Min.) with Max. Load	0.5	0.5	0.5	0.5

INPUT SPECIFICATIONS①	DC CONTROL	AC CONTROL
Control Voltage Range	4-32 Vdc	90-140 Vrms
Max. Reverse Voltage	32 Vdc	—
Max. Turn-On Voltage	4.0 Vdc	90 Vrms
Min. Turn-Off Voltage	1.0 Vdc	10 Vrms
Max. Input Current	30.0mA④	—
Typical Input Current	14mA @ 5 Vdc	15mA @ 120 Vrms

GENERAL SPECIFICATIONS	
Dielectric Strength 50/60Hz Input/Output/Base	4000 Vrms
Insulation Resistance (Min.) @ 500 Vdc	10 ⁹ Ohm
Max. Capacitance Input/Output	8 pF
Ambient Operating Temperature Range	-40 to 80°C
Ambient Storage Temperature Range	-40 to 125°C
Status Indicating Display	Green LED

GENERAL NOTES

- ① All parameters at 25°C unless otherwise specified.
- ② Off-State dv/dt test method per EIA/NARM standard RS-443, paragraph 13.11.1
- ③ Turn-on time for DC control random turn-on versions is 0.02msec.
- ④ Input circuitry incorporates active current limiter.

MECHANICAL SPECIFICATIONS

Weight: (typical)	16.8 oz. (476g)
Encapsulation:	Thermally Conductive Epoxy
Terminals:	Cage Type
Maximum Wire Size- Output: AWG6 (4.1mm) Input: AWG10 (2.6mm)	

©1998 CRYDOM CORP, Specifications subject to change without notice.

For recommended applications and more information contact:

USA: (800) 8 CRYDOM • (800) 827-9366 • (619) 715-7200 • fax (619) 715-7280
 Crydom Corp. 9525 Chesapeake Drive, San Diego, CA 92123 • e-mail: sales@crydom.com
WEB SITE: <http://www.crydom.com> **FASTFAX Product Information:** (888) 267-9191
UK: (44)1202 812300 • fax (44)1202 812340 Crydom International Ltd., 85, Condor Close,
 Woolsbridge Industrial Estate, Three-Legged Cross, Wimborne, Dorset, England BH21 6SU
GERMANY: (49) (0)6874 182580 • fax (49)(0)6874 182585 Crydom GmbH,
 Gewerbegebiet Im Schachen, D-66687 Nunkirchen, Germany • e-mail: vertrieb@crydom.com

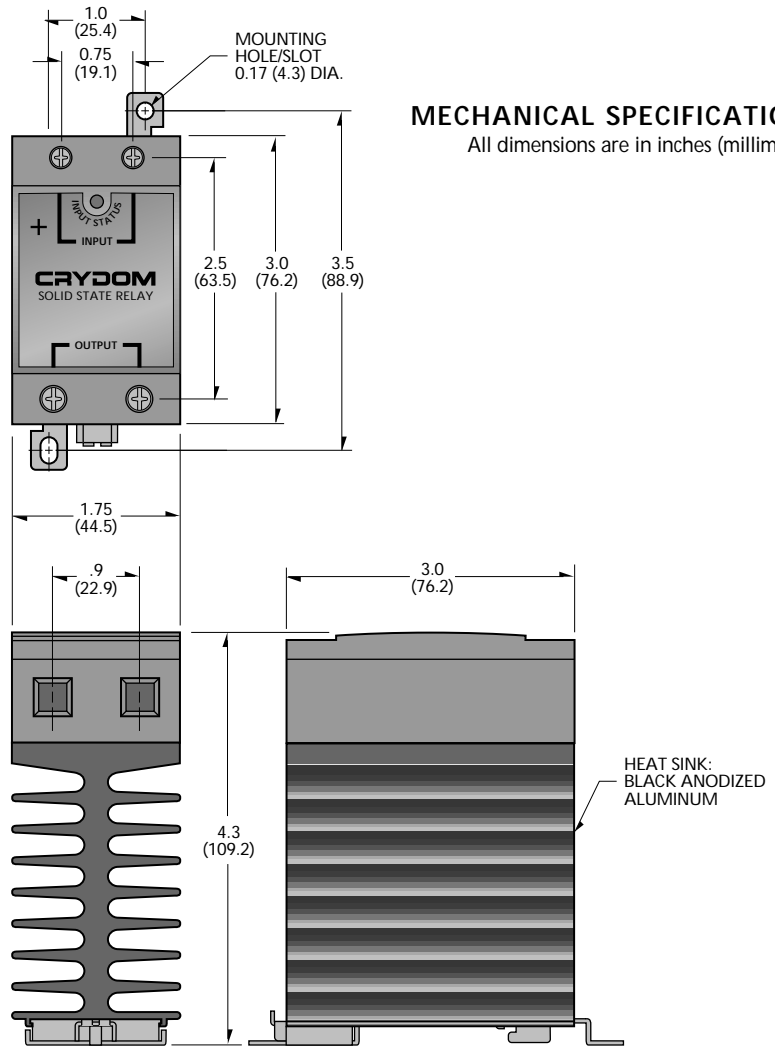


Series CMRD48/CMRA48

35-65Amp • 480 Vac • AC Output

MECHANICAL SPECIFICATIONS

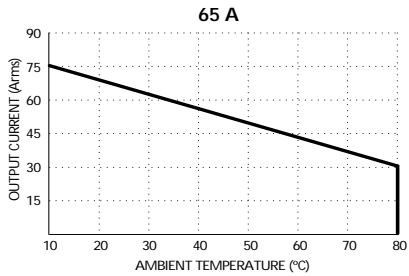
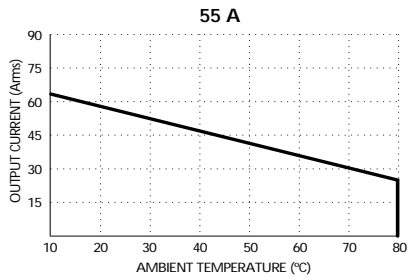
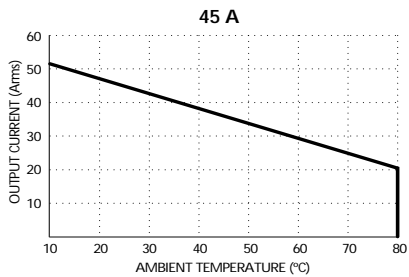
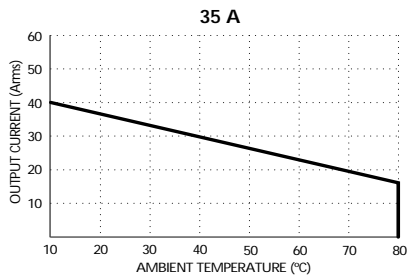
All dimensions are in inches (millimeters)



CRYDOM

Control over power

CURRENT DERATING CURVES



AVAILABLE OPTIONS

- 10 Random Turn-On, Phase Controllable
Example: **CMRD4835-10**
- E 24 Vac Input (18-36 Vac)
Example: **CMRA4835E**

©1998 CRYDOM CORP, Specifications subject to change without notice.

APPROVALS

UL PENDING
CSA PENDING
VDE PENDING



FastFax Document No. 171
CMRD/CMRA.072398, PAGE 4 OF 6

For recommended applications and more information contact:

USA: (800) 8 CRYDOM • (800) 827-9366 • (619) 715-7200 • fax (619) 715-7280
Crydom Corp. 9525 Chesapeake Drive, San Diego, CA 92123 • e-mail: sales@crydom.com
WEB SITE: <http://www.crydom.com> **FASTFAX Product Information:** (888) 267-9191
UK: (44)1202 812300 • fax (44)1202 812340 Crydom International Ltd., 85, Condor Close, Woolsbridge Industrial Estate, Three-Legged Cross, Wimborne, Dorset, England BH21 6SU
GERMANY: (49) (0)6874 182580 • fax (49)(0)6874 182585 Crydom GmbH, Gewerbegebiet Im Schachen, D-66687 Nunkirchen, Germany • e-mail: vertrieb@crydom.com





Series CMRD60/CMRA60

35-65Amp • 600 Vac • AC Output

- Zero Voltage and Random Turn-On Switching
- DIN Rail & Panel Mount
- Status Indicating LED
- DC or AC Control

Featuring state-of-the-art Surface Mount Technology, these SPST-NO relays deliver proven reliability in the most demanding applications. Output consists of an SCR AC switch and is available in zero-cross or random turn-on versions.

Manufactured in Crydom's ISO 9002 Certified facility for optimum product performance and reliability.

MODEL NUMBERS	CMRD6035 CMRA6035	CMRD6045 CMRA6045	CMRD6055 CMRA6055	CMRD6065 CMRA6065
OUTPUT SPECIFICATIONS ①				
Nominal Line Voltage (±10%) [Vrms]	600	600	600	600
Operating Voltage (47-63 Hz) [Vrms]	48-660	48-660	48-660	48-660
Max. Load Current @ 25°C Ambient Temperature [Arms]	35	45	55	65
Min. Load Current, [Arms]	0.15	0.15	0.25	0.25
Transient Overvoltage [Vpk]	1200	1200	1200	1200
Max. Surge Current, (16.6ms) [Apk]	250	625	1000	1200
Max. On-State Voltage Drop @ Rated Current [Vpk]	1.7	1.7	1.7	1.7
Thermal Resistance Junction to Case (R _{θJC}) [°C/W]	1.02	0.63	0.31	0.28
Maximum I ² t for Fusing, (8.3 msec.) [A ² sec]	260	1620	4150	6000
Max. Off-State Leakage Current @ Rated Voltage [mArms]	1.0	1.0	1.0	1.0
Min. Off-State dv/dt @ Max. Rated Voltage [V/μsec]②	500	500	500	500
Max. Turn-On Time③	1/2 Cycle (DC Control), 10.0 msec (AC Control)			
Max. Turn-Off Time	1/2 Cycle (DC Control), 40.0 msec (AC Control)			
Power Factor (Min.) with Max. Load	0.5	0.5	0.5	0.5

INPUT SPECIFICATIONS ①	DC CONTROL	AC CONTROL
Control Voltage Range	4-32 Vdc	90-140 Vrms
Max. Reverse Voltage	32 Vdc	—
Max. Turn-On Voltage	4.0 Vdc	90 Vrms
Min. Turn-Off Voltage	1.0 Vdc	10 Vrms
Max. Input Current	30.0mA④	—
Typical Input Current	14mA @ 5 Vdc	15mA @ 120 Vrms

GENERAL NOTES

- ① All parameters at 25°C unless otherwise specified.
- ② Off-State dv/dt test method per EIA/NARM standard RS-443, paragraph 13.11.1
- ③ Turn-on time for DC control random turn-on versions is 0.02msec.
- ④ Input circuitry incorporates active current limiter.

GENERAL SPECIFICATIONS

Dielectric Strength 50/60Hz Input/Output/Base	4000 Vrms
Insulation Resistance (Min.) @ 500 Vdc	10 ⁹ Ohm
Max. Capacitance Input/Output	8 pF
Ambient Operating Temperature Range	-40 to 80°C
Ambient Storage Temperature Range	-40 to 125°C
Status Indicating Display	Green LED

MECHANICAL SPECIFICATIONS

Weight: (typical)	16.8 oz. (476g)
Encapsulation:	Thermally Conductive Epoxy
Terminals:	Cage Type
Maximum Wire Size- Output: AWG6 (4.1mm) Input: AWG10 (2.6mm)	

©1998 CRYDOM CORP, Specifications subject to change without notice.

For recommended applications and more information contact:

USA: (800) 8 CRYDOM • (800) 827-9366 • (619) 715-7200 • fax (619) 715-7280

Crydom Corp. 9525 Chesapeake Drive, San Diego, CA 92123 • e-mail: sales@crydom.com

WEB SITE: <http://www.crydom.com> FASTFAX Product Information: (888) 267-9191

UK: (44)1202 812300 • fax (44)1202 812340 Crydom International Ltd., 85, Condor Close, Woolsbridge Industrial Estate, Three-Legged Cross, Wimborne, Dorset, England BH21 6SU

GERMANY: (49) (0)6874 182580 • fax (49)(0)6874 182585 Crydom GmbH,

Gewerbegebiet Im Schachen, D-66687 Nunkirchen, Germany • e-mail: vertrieb@crydom.com



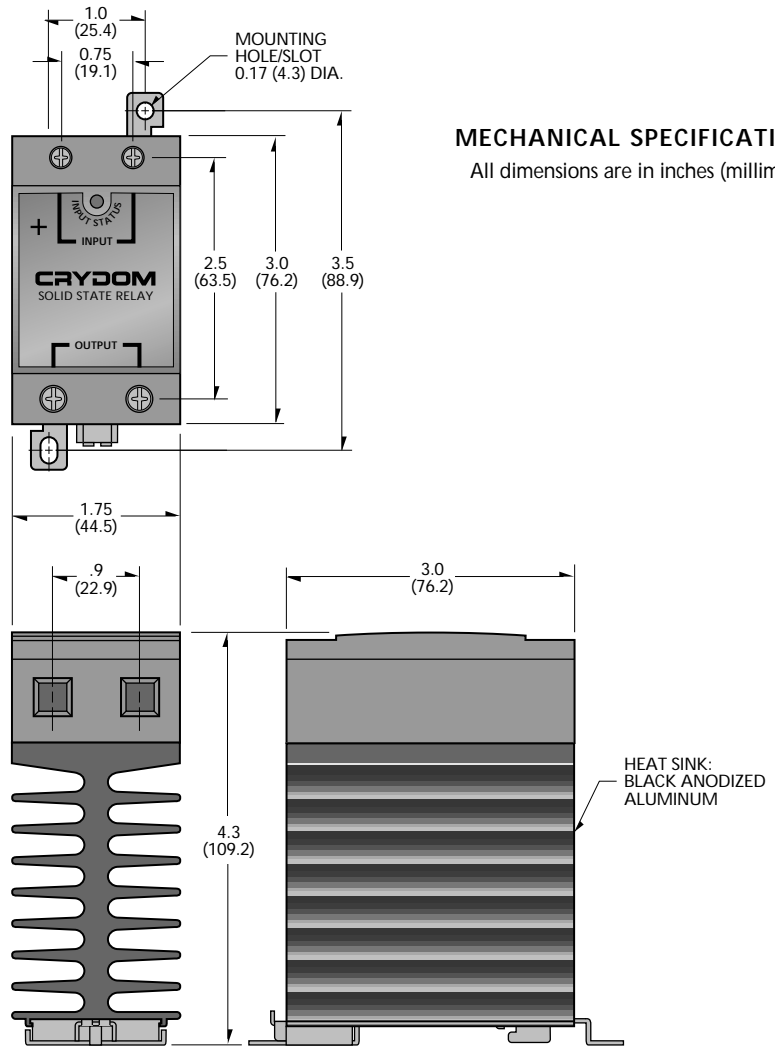


Series CMRD60/CMRA60

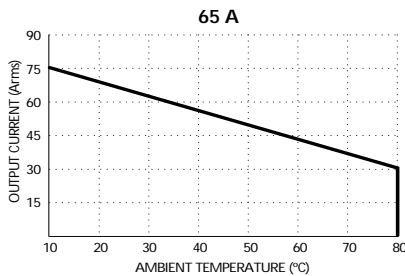
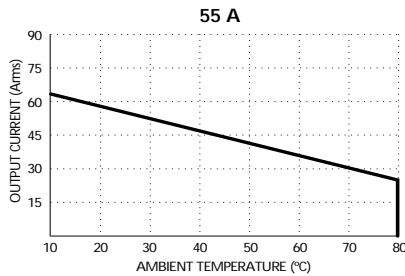
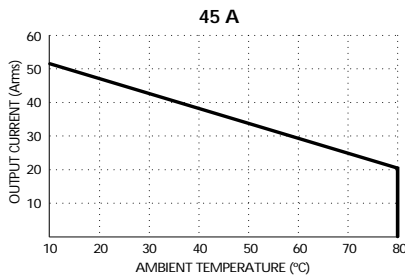
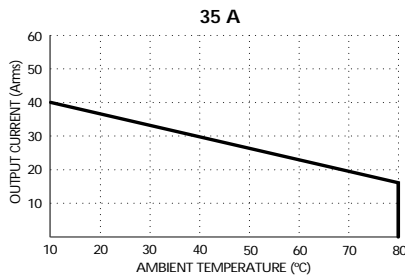
35-65Amp • 600 Vac • AC Output

MECHANICAL SPECIFICATIONS

All dimensions are in inches (millimeters)



CURRENT DERATING CURVES



AVAILABLE OPTIONS

- 10 Random Turn-On, Phase Controllable
Example: **CMRD6035-10**
- E 24 Vac Input (18-36 Vac)
Example: **CMRA6035E**

©1998 CRYDOM CORP, Specifications subject to change without notice.

APPROVALS

UL PENDING
CSA PENDING
VDE PENDING



FastFax Document No. 171
CMRD/CMRA.072398, PAGE 6 OF 6

For recommended applications and more information contact:

USA: (800) 8 CRYDOM • (800) 827-9366 • (619) 715-7200 • fax (619) 715-7280
Crydom Corp. 9525 Chesapeake Drive, San Diego, CA 92123 • e-mail: sales@crydom.com
WEB SITE: <http://www.crydom.com> FASTFAX Product Information: (888) 267-9191
UK: (44)1202 812300 • fax (44)1202 812340 Crydom International Ltd., 85, Condor Close,
Woolbridge Industrial Estate, Three-Legged Cross, Wimborne, Dorset, England BH21 6SU
GERMANY: (49) (0)6874 182580 • fax (49)(0)6874 182585 Crydom GmbH,
Gewerbegebiet Im Schachen, D-66687 Nunkirchen, Germany • e-mail: vertrieb@crydom.com

