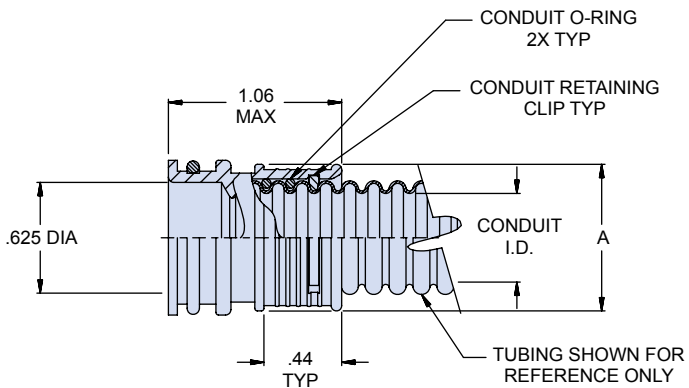
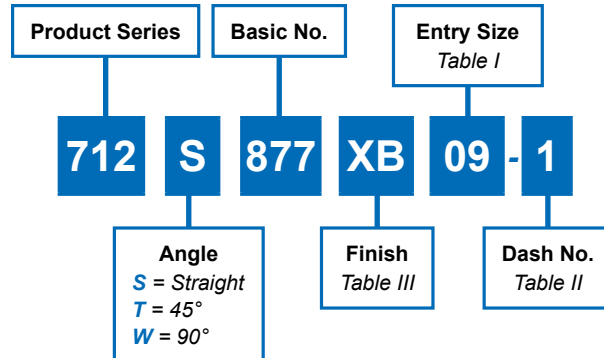


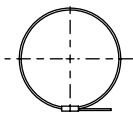
Composite Guardian junction box adapter for use with 140-200 and 140-108 boxes



How To Order



Symbol S
Straight,
No Clocking



SYM K - BAND
GLENAIR P/N 600-052-1

Material and Finish

O-rings: Silicone/NA
Elbow, adapter: High grade engineering thermoplastic, black/see Table III
Conduit retaining clip: High grade engineering thermoplastic, NA

Tools and Assembly notes

Master keyway angle for angular assemblies is measured with adapter body as shown
Conduit retaining clip and conduit O-ring to be supplied unassembled
Glenair assembly procedure AP74-010 is recommended for adapter to conduit termination
Glenair 600 Series backshell assembly tools are recommended for assembly and installation

712-877 Composite Junction Box Adapter



Series 72
Guardian

Entry Size	A Max	Conduit I.D.		Shrink Boot Ref
		Min	Max	
06	.53 (13.5)	.16 (4.1)	.19 (4.8)	770-001S103
09	.63 (16.0)	.24 (6.1)	.28 (7.1)	770-001S103
12	.73 (18.5)	.33 (8.4)	.37 (9.4)	770-001S104
16	.86 (21.8)	.45 (11.4)	.50 (12.7)	770-001S104
20	.98 (24.9)	.57 (14.5)	.62 (15.7)	770-001S105
24	1.15 (29.2)	.69 (17.5)	.75 (19.1)	770-001S106
28	1.27 (32.3)	.81 (20.6)	.87 (22.1)	770-001S107
32	1.40 (35.6)	.93 (23.6)	1.00 (25.4)	770-001S107

Dash No	B Deg
1	0
2	30
3	45
4	60
5	90
6	120
7	135
8	150
9	180
10	210
11	225
12	240
13	270
14	300
15	315
16	330

Symbol	Finish Description
XM	Electroless Nickel
XW	Cad/Olive Drab over Electroless Nickel
XB	Black color/Unplated

