

SILICON DIODES

www.DataSheet4U.com

T-27-01



TY-02 1100

(h) Trigger devices

TYPE	P_D $T_a=25^\circ\text{C}$ mW	I_F (Peak) mA	V_{ON} @ $I_F=40$ mA max V	V_T (Trigger Voltage) min/max V	Leakage Current I_R max @ V		I_{Hold} max mA	Case
ESG 456	200	150	1.2	6 to 7	10 μA	5 V	5	TO-106
ESG 457	200	150	1.2	7 8	5 μA	6.5V	5	TO-106
ESG 458	200	150	1.2	8 to 9	10 μA	7 V	5	TO-106

(i) Photo diodes

TYPE	PIV V	I_{rd} @ $V_R=12$ V max μA	I_{rl} @ $V_R=12$ V min μA	C_d typ pF	Case
SI100S	35	30	250	2	TO-18 case isolated
SI400S	35	20	400	2	TO-18 case isolated

DI-11

(j) High voltage diodes

TYPE	PIV Volts min	I_F mA	V_F Volts max	I_R μA max	V_R Volts	Case
SA 283	80	100	1.0	0.025	130	DO-35
SA 285	100	100	1.0	0.025	180	DO-35
DI SI22		100	1.0 @ 30 mA	10	50	TO-72

(k) Twin Diode

SILICON TRANSISTORS

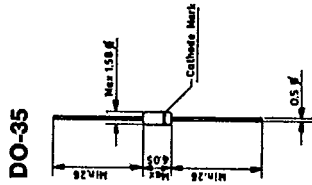
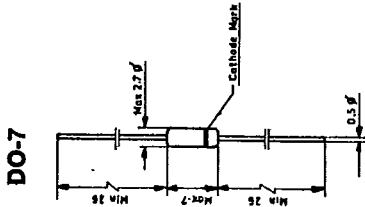
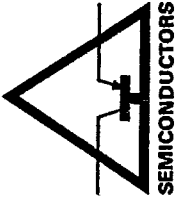
(a) Small signal amplifiers

TYPE	Maximum Ratings				Electrical Characteristics At $T_J=25^\circ\text{C}$								Case
	P_D $T_a=25^\circ\text{C}$ W	V_{CBO} V	V_{CEO} V	V_{EBO} V	I_C mA	h_{FE} @ $V_{CE}=5$ V $I_C=2$ mA	$V_{CE(sat)}$ @ $I_C=10$ mA $I_B=0.5$ mA	f_T (typ) MHz	I_{CBO} (typ) nA	C_{ob} (typ) pF	N_f @ 1 KHz max dB		
BC107	0.3	50	45	6	200	110/450	0.25	300	15	2.5	10	TO-18	
BC107A	0.3	50	45	6	200	110/220	0.25	300	15	2.5	10	TO-18	
BC107B	0.3	50	45	6	200	200/440	0.25	300	15	2.5	10	TO-18	
BC108	0.3	30	20	5	200	110/800	0.25	300	15	2.5	10	TO-18	
BC108A	0.3	30	20	5	200	110/220	0.25	300	15	2.5	10	TO-18	
BC108B	0.3	30	20	5	200	200/450	0.25	300	15	2.5	10	TO-18	
BC108C	0.3	30	20	5	200	420/800	0.25	300	15	2.5	10	TO-18	
BC109	0.3	30	20	5	200	200/800	0.25	300	15	2.5	4	TO-18	
BC109B	0.3	30	20	5	200	200/450	0.25	300	15	2.5	4	TO-18	
BC109C	0.3	30	20	5	200	420/800	0.25	300	15	2.5	4	TO-18	
BC177	0.3	50	45	5	200	75/260*	0.3	150	20	4	10	TO-18	
BC177A	0.3	50	45	5	200	125/260*	0.3	150	20	4	10	TO-18	
BC177B	0.3	50	45	5	200	240/500*	0.3	150	20	4	10	TO-18	
BC178	0.3	30	25	5	200	75/500*	0.3	150	20	4	10	TO-18	
BC178A	0.3	30	25	5	200	125/260*	0.3	150	20	4	10	TO-18	
BC178B	0.3	30	25	5	200	240/500*	0.3	150	20	4	10	TO-18	
BC179	0.3	25	20	5	200	125/900*	0.3	150	20	4	4	TO-18	
BC179A	0.3	25	20	5	200	125/260*	0.3	150	20	4	4	TO-18	
BC179B	0.3	25	20	5	200	240/500*	0.3	150	20	4	4	TO-18	

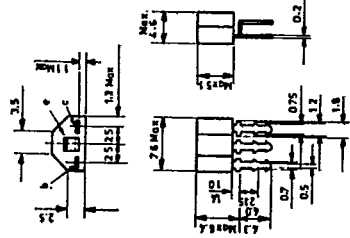
* h_{fe} at 1 KHz

www.DataSheet4U.com

CASE OUTLINES

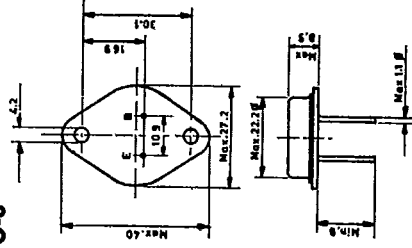


SOT-25

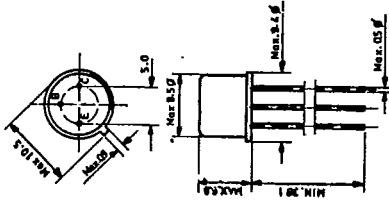


E & B ARE INTERCHANGED FOR SOME DEVICES

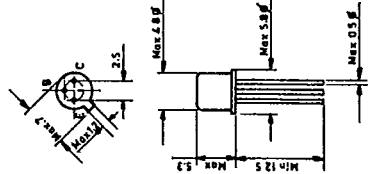
TO-3



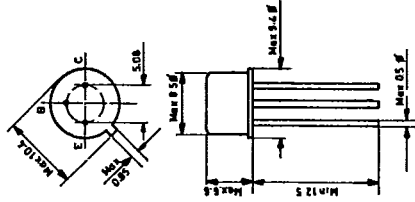
TO-5



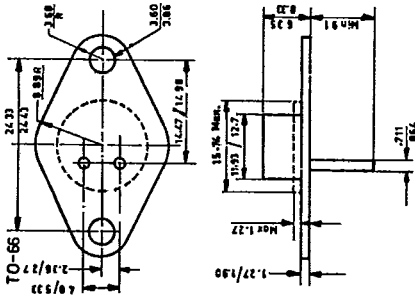
TO-18



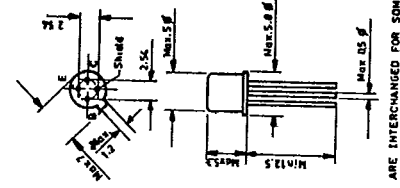
TO-39



TO-66

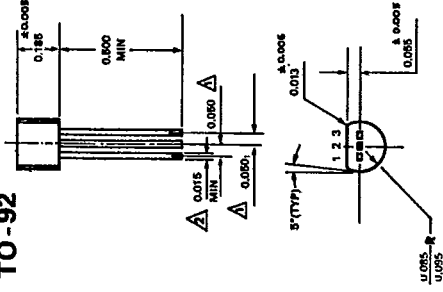


TO-72



E & B ARE INTERCHANGED FOR SOME DEVICES

TO-92



(Dimensions in inches)

Note : Dimensions in mm unless otherwise specified

