



TAI-SAW TECHNOLOGY CO., LTD.

No. 3, Industrial 2nd Rd., Ping-Chen Industrial District,
Taoyuan, 324, Taiwan, R.O.C.

TEL: 886-3-4690038 FAX: 886-3-4697532

E-mail: tstsales@mail.taisaw.com Web: www.taisaw.com

Approval Sheet For Product Specification

Issued Date:

Product Name: SAW Filter 902.5MHz

TST Parts No.:TA0747A

Customer Parts No.:_____

Company: _____
Division: _____
Approved by : _____
Date: _____

Checked by: _____ Anne Chen

Approval by: _____ Francis Chen

Date: _____ 2007/09/12



TAI-SAW TECHNOLOGY CO., LTD.

No. 3, Industrial 2nd Rd., Ping-Chen Industrial District,
Taoyuan, 324, Taiwan, R.O.C.

TEL: 886-3-4690038 FAX: 886-3-4697532

E-mail: tstsales@mail.taisaw.com Web: www.taisaw.com

SAW Filter 902.5 MHz

MODEL NO.: TA0747A

REV. NO.:2

A. MAXIMUM RATING:

1. Input Power Level: +20 dB_m
2. DC voltage: 5 V
3. Operating Temperature: -25°C to +75°C
4. Storage Temperature: -40°C to +85°C

RoHS Compliant
Lead free
Lead-free soldering

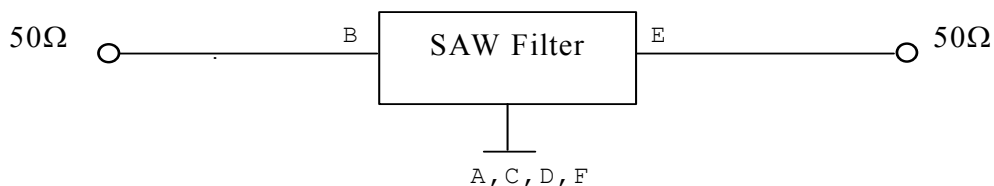
B. ELECTRICAL CHARACTERISTICS:

Characteristics			Specification			Note
			Min.	Typ.	Max	
Center frequency	F _c	MHz	-	902.5	-	-
Insertion loss(890~915 MHz)	I.L.	dB	-	2.9	3.5	-
V.S.W.R(890~915 MHz)			-	1.5	2.3	-
Ripple(890~915 MHz)		dB	-	0.5	1.5	-
Attenuation:(Reference level from 0 dB)						
1) 0 ~ 845 MHz		dB	45	51.0	-	-
2) 925 ~ 935 MHz		dB	5	21.0	-	-
3) 935 ~ 980 MHz		dB	25	28.0	-	-
4) 980 ~ 1200 MHz		dB	50	56.0	-	-
5) 1200~3000 MHz		dB	25	28.0	-	-
Impedance at F _c ; Input	Z _{IN} =R _{IN} //C _{IN}		50Ω // 0 PF			1
Output	Z _{OUT} =R _{OUT} //C _{OUT}		50Ω // 0 PF			1

Note1. No matching network required for operation at 50 Ω

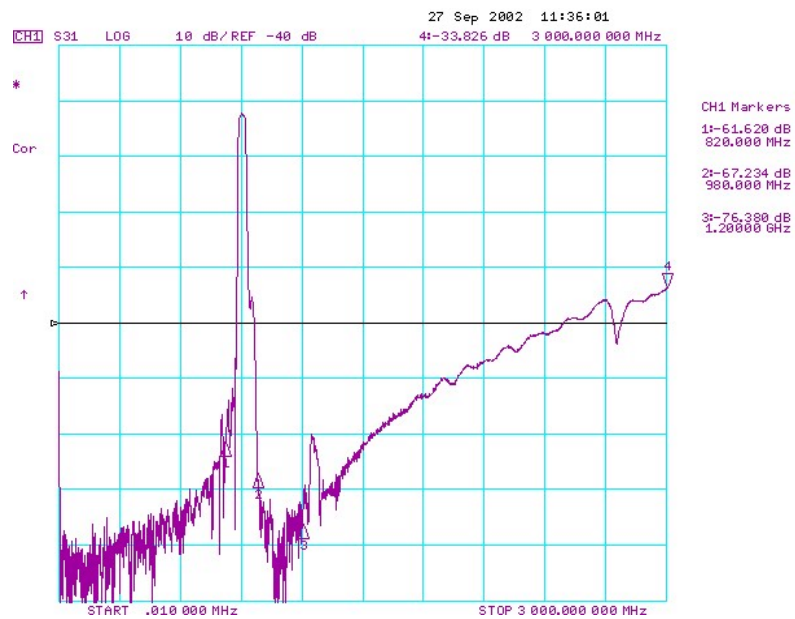
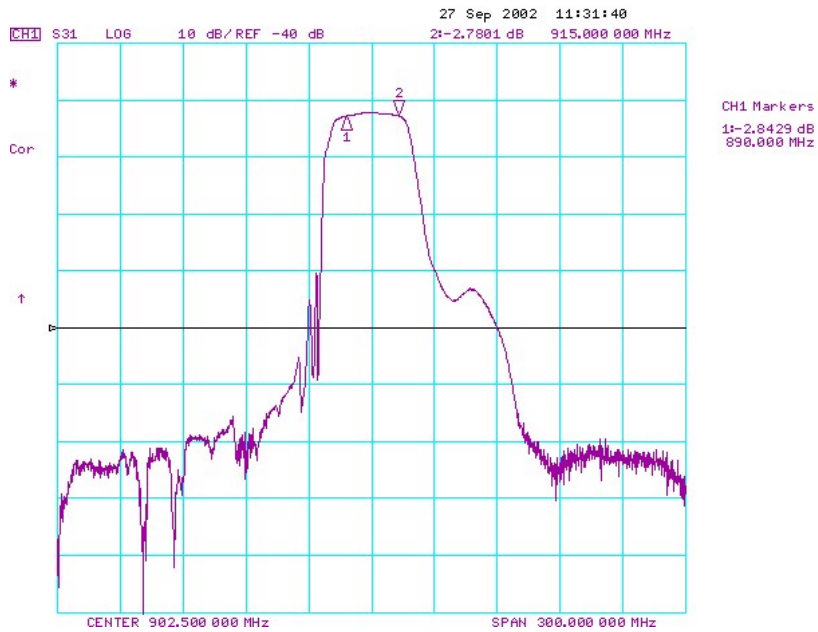
C. MEASUREMENT CIRCUIT:

HP Network analyzer



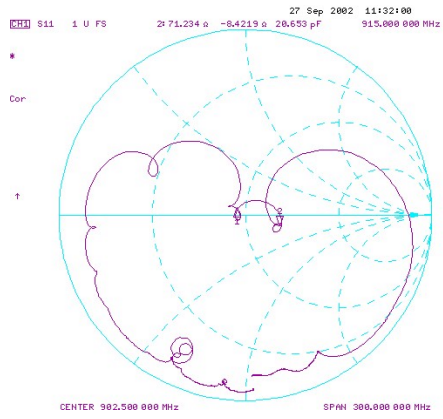
D. Frequency Characteristics :

1.wide band of S21

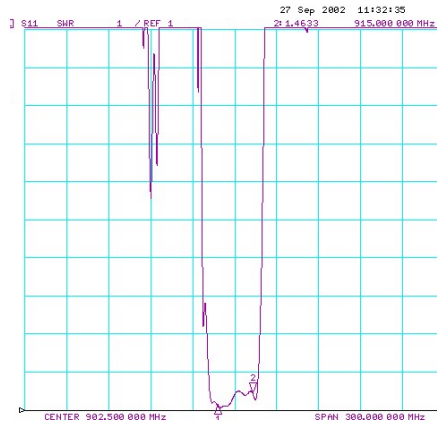


E. Reflections Functions :

S11

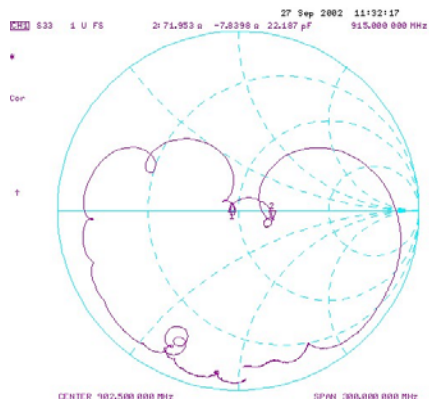


CH1 Markers
 1: 45.285 Ω
 2: 3.3652 Ω
 3: 890.000 MHz

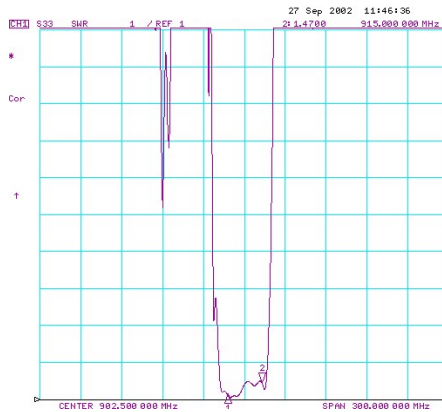


CH1 Markers
 1: 1.1389
 2: 890.000 MHz

S22

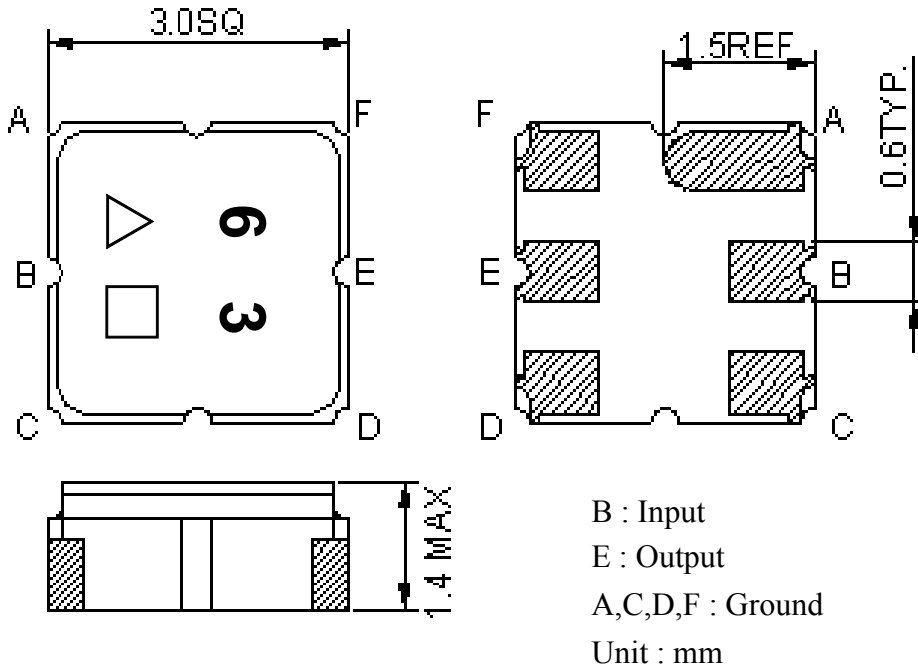


CH1 Markers
 1: 45.877 Ω
 2: 3.3440 Ω
 3: 890.000 MHz



CH1 Markers
 1: 1.1277
 2: 890.000 MHz

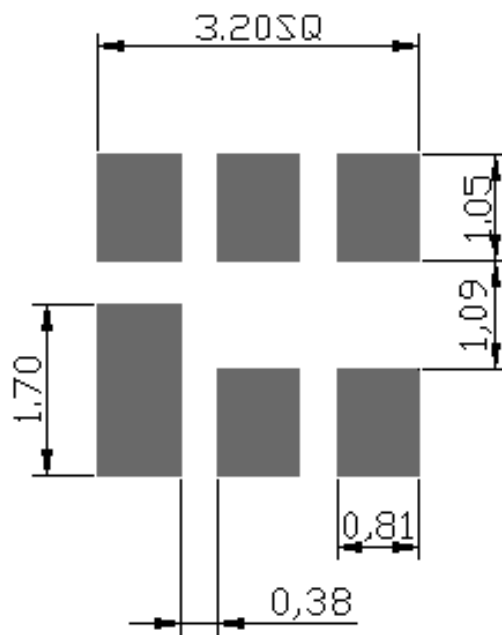
F.OUTLINE DRAWING:



△ : Year Code (2006->6, ..., 2009->9)

□ : Date Code (Follow the table from planner each year)

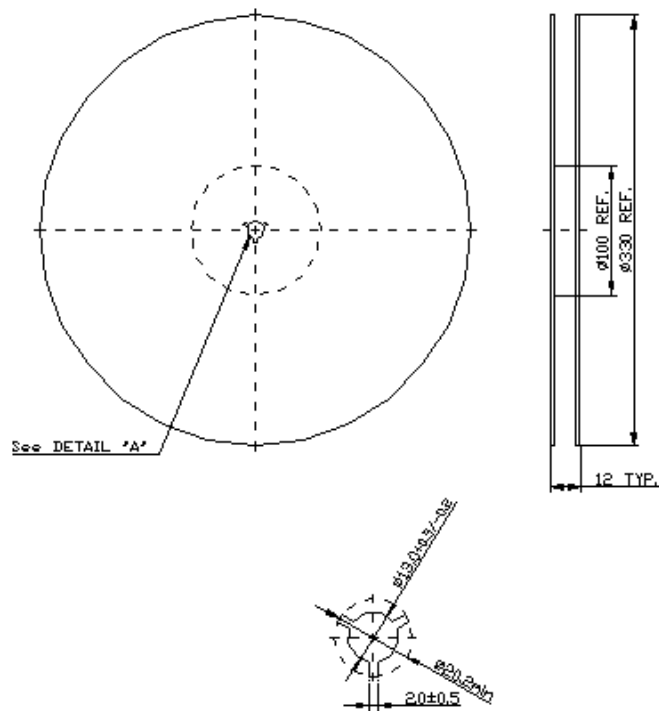
G. PCB Footprint:



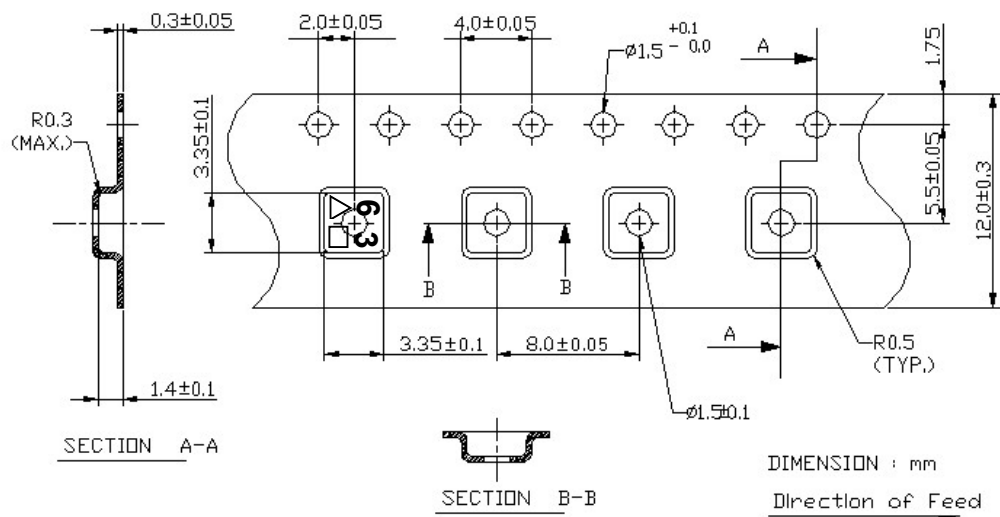
H. PACKING:

1. REEL DIMENSION

(Reel Count : 7"=1000 ; 13"=3000)



2. TAPE DIMENSION



I. RECOMMENDED REFLOW PROFILE :

