

TENTATIVE

TOSHIBA InGaAlP LED

TLOU262, TLSU262, TLYU262

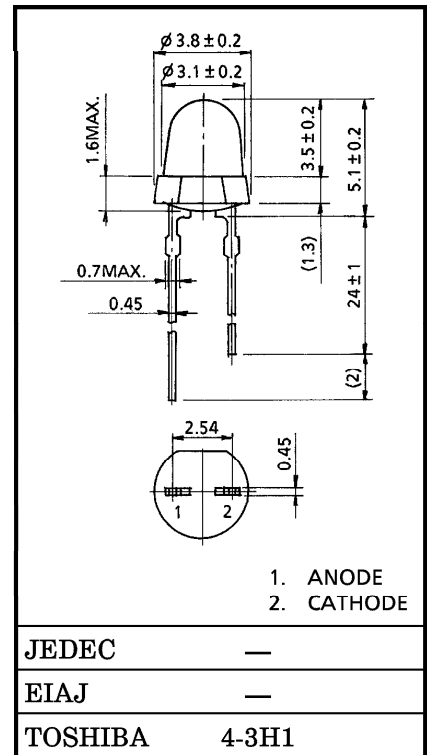
PANEL CIRCUIT INDICATOR

Unit in mm

- InGaAlP LED
- All Plastic Mold Type
- Colorless Clear Lens
- Lineup : 3 Colors (Red, Orange, Yellow)
- Suitable for High-Brightness and Less Electricity Consumption.
- All Plastic Molded Lens, Provides an Excellent ON-OFF Contrast Ratio.
- Applications : Backlight, Light for Decoration, Switches, Various Indicator, Personal Equipment

LINEUP

PRODUCT	COLOR	MATERIAL
TLOU262	ORANGE	InGaAlP
TLSU262	RED	InGaAlP
TLYU262	YELLOW	InGaAlP



Weight : 0.14 g

MAXIMUM RATINGS (Ta = 25°C)

PRODUCT	FORWARD CURRENT I _F (mA)	REVERSE VOLTAGE V _R (V)	POWER DISSIPATION P _D (mW)	OPERATING TEMPERATURE T _{opr} (°C)	STORAGE TEMPERATURE T _{stg} (°C)
TLOU262	30	4	72	-30~85	-40~120
TLSU262	30	4	72	-30~85	-40~120
TLYU262	30	4	75	-30~85	-40~120



For part availability and ordering information please call Toll Free: 800.984.5337
 Website: www.marktechopto.com | Email: info@marktechopto.com

ELECTRICAL AND OPTICAL CHARACTERISTICS (Ta = 25°C)

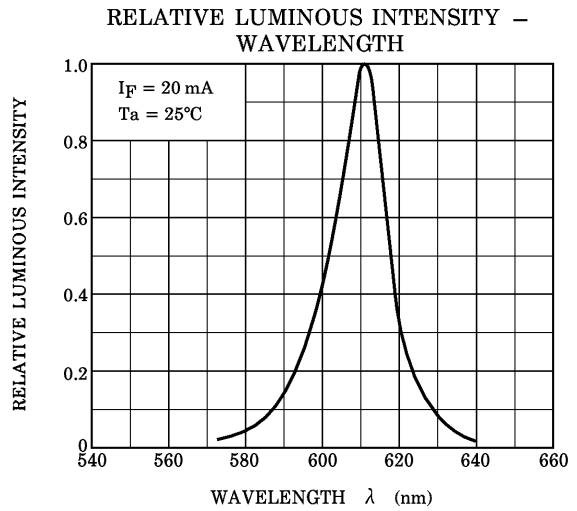
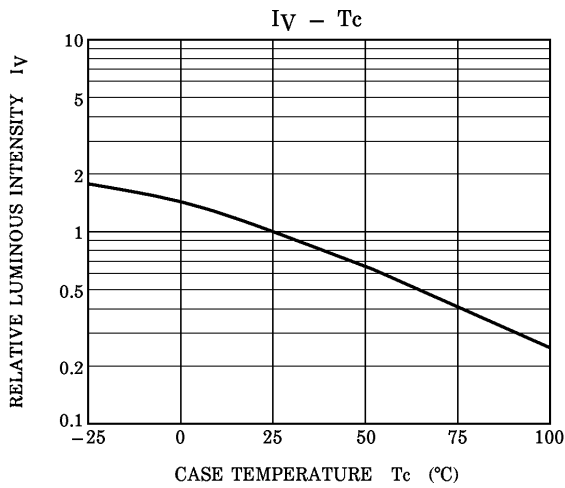
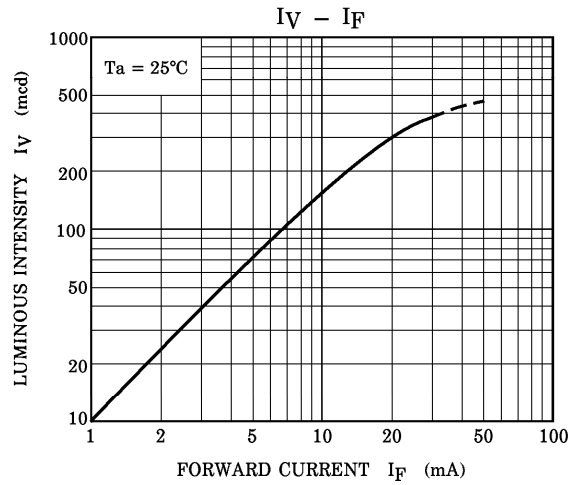
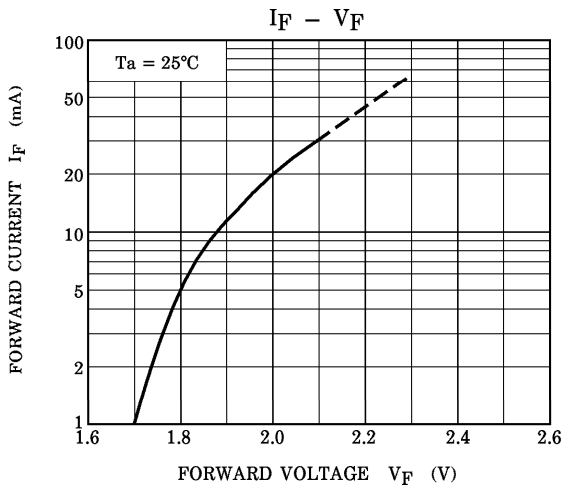
PRODUCT	TYP. EMISSION WAVELENGTH			LUMINOUS INTENSITY I _V			FORWARD VOLTAGE V _F			REVERSE CURRENT I _R	
	λ _p	Δλ	I _F	MIN	TYP.	I _F	TYP.	MAX	I _F	MAX	V _R
TLOU262	612	15	20	47.6	300	20	2.0	2.4	20	50	4
TLSU262	636	17	20	47.6	170	20	2.0	2.4	20	50	4
TLYU262	590	13	20	47.6	150	20	2.1	2.5	20	50	4
UNIT	nm		mA	mcd		mA	V		mA	μA	V

PRECAUTION

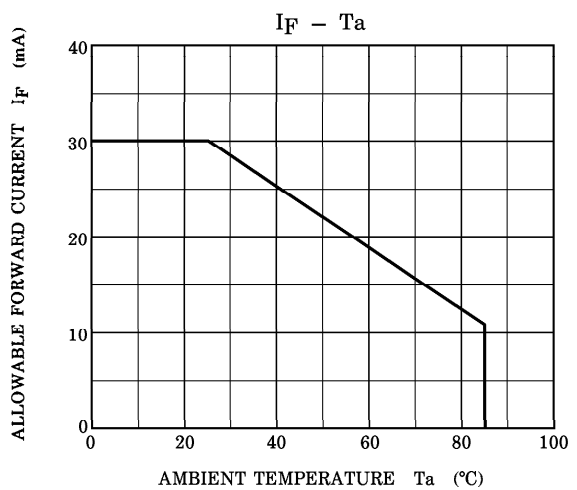
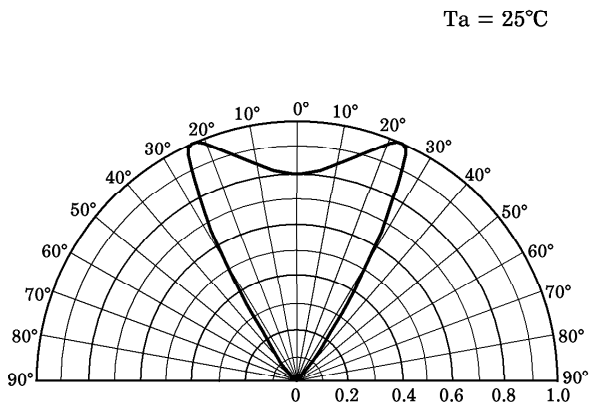
Please be careful of the followings

- Soldering temperature : 260°C max Soldering time : 3 s max
(Soldering portion of lead : up to 2 mm from the body of the device)
- If the lead is formed, the lead should be formed up to 5 mm from the body of the device without forming stress to the resin. Soldering should be performed after lead forming.
- This visible LED lamp also emits some IR light. If a photodetector is located near the LED lamp, please ensure that it will not be affected by this IR light.

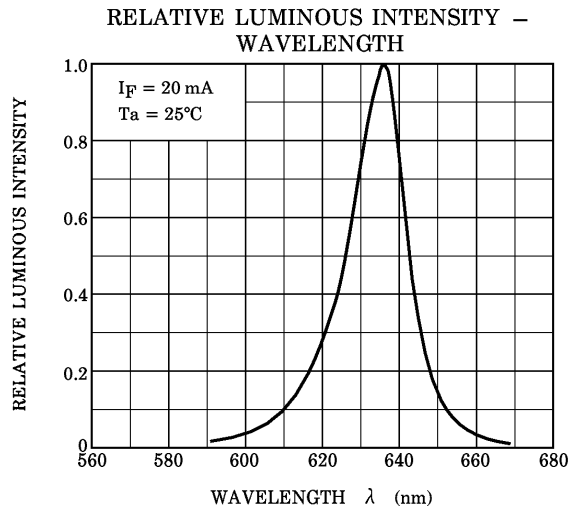
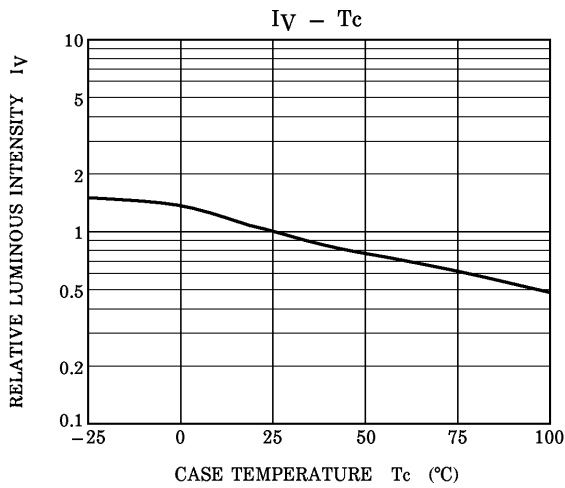
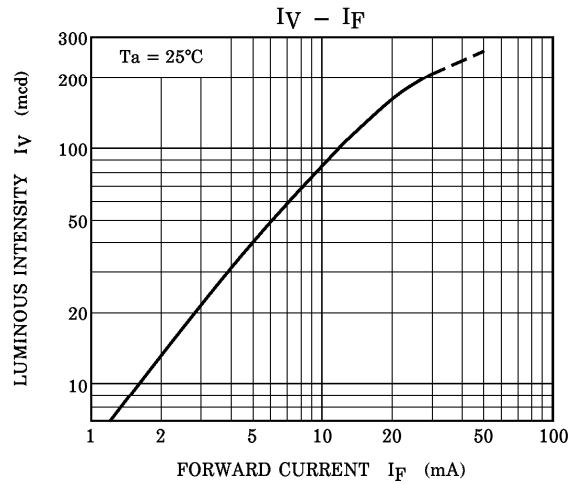
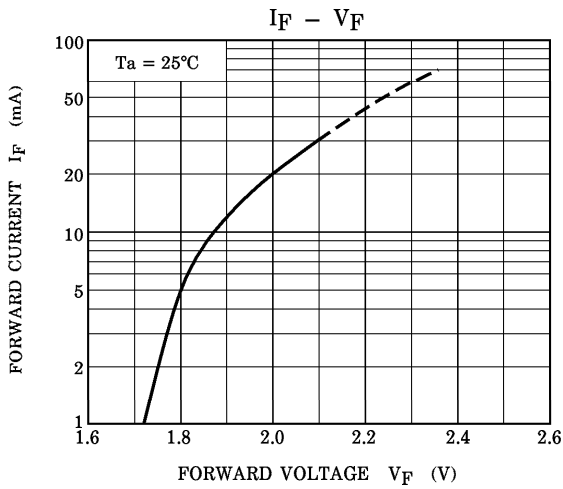
TLOU262



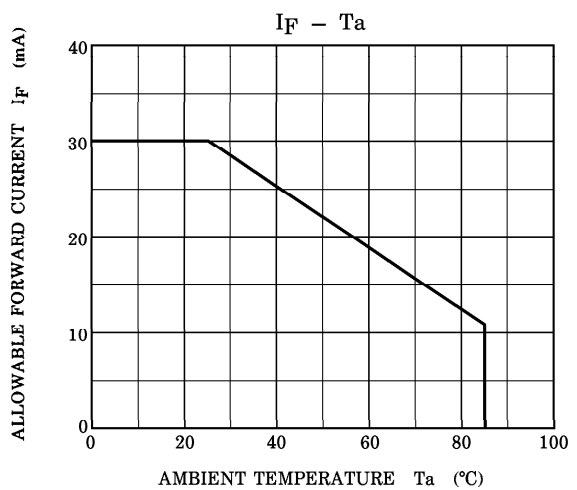
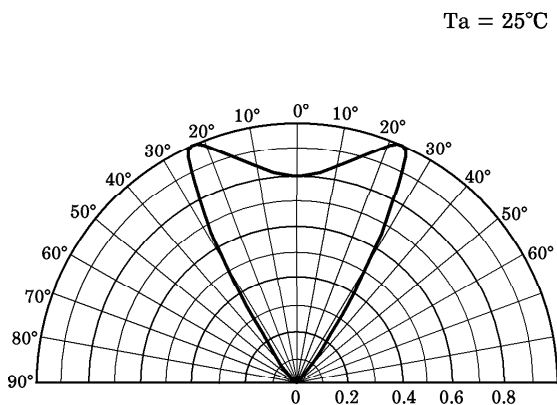
RADIATION PATTERN



TLSU262

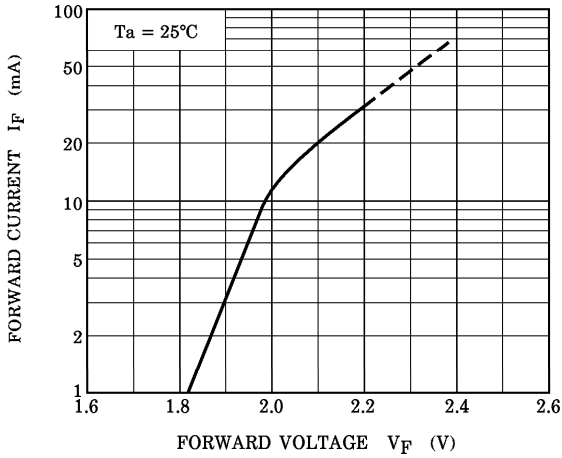


RADIATION PATTERN

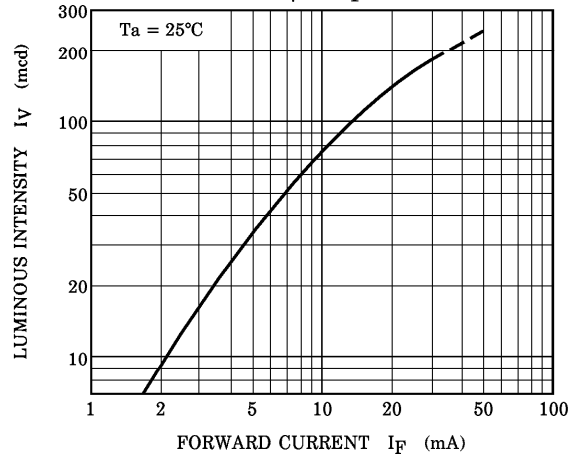


TLYU262

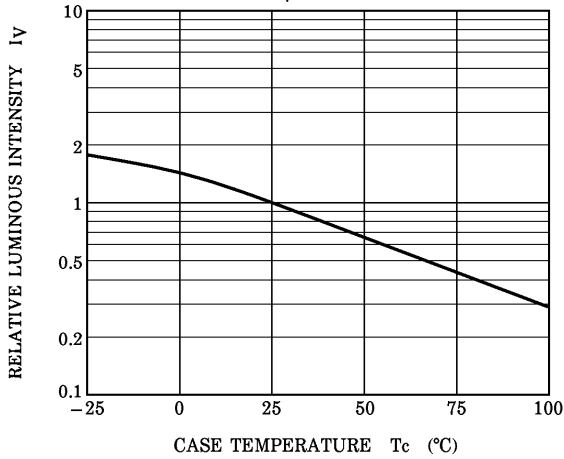
$I_F - V_F$



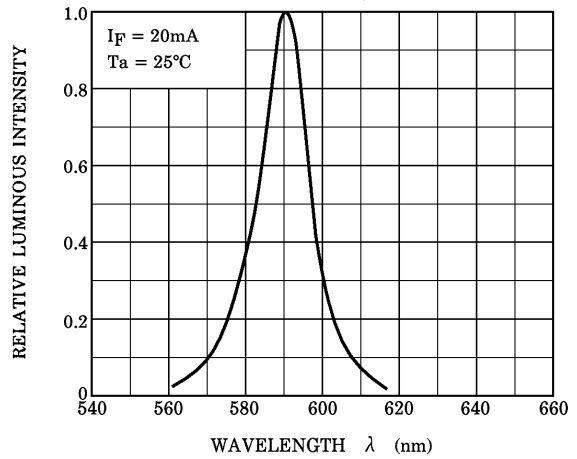
$I_V - I_F$



$I_V - T_c$

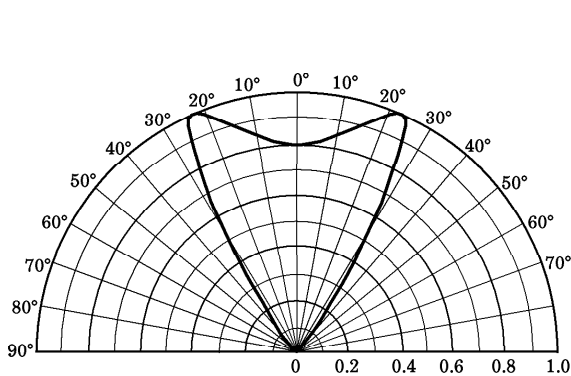


RELATIVE LUMINOUS INTENSITY - WAVELENGTH



RADIATION PATTERN

$T_a = 25^\circ\text{C}$



$I_F - T_a$

