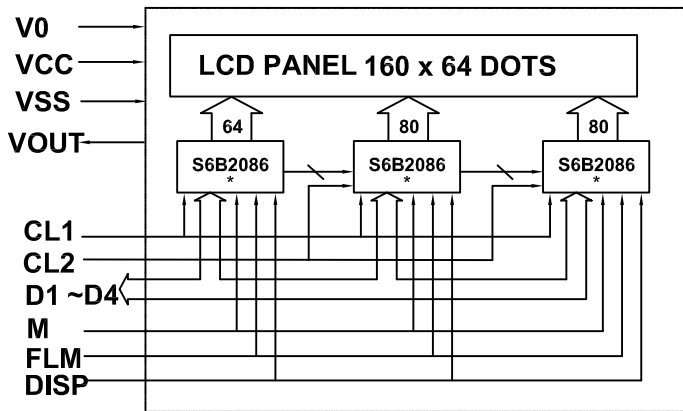
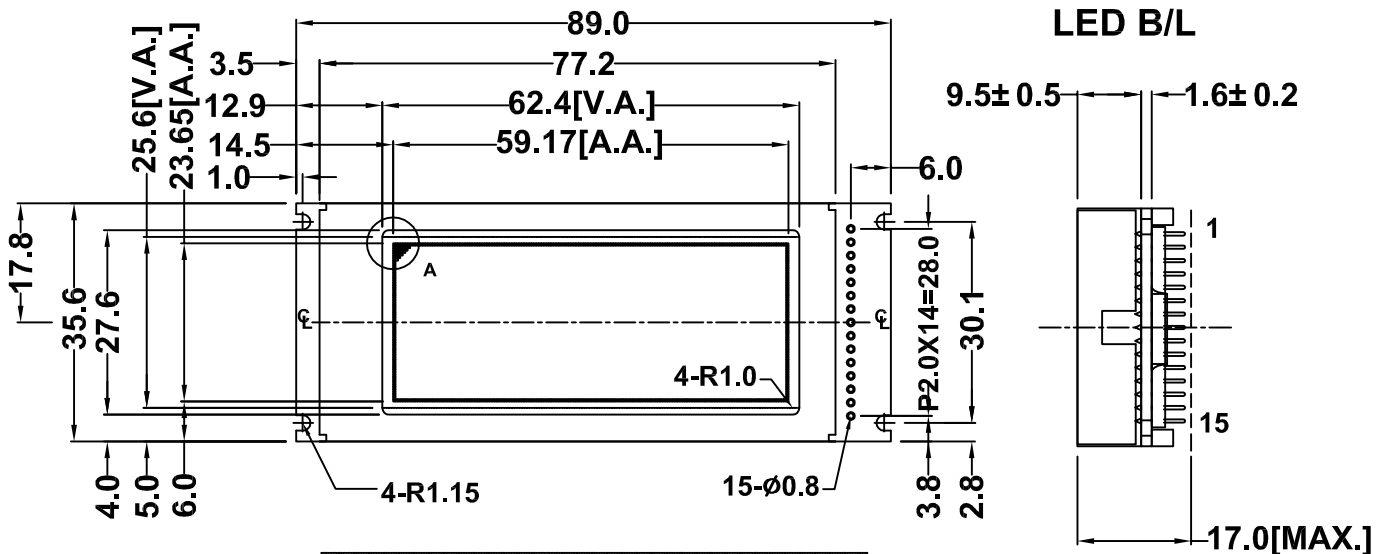
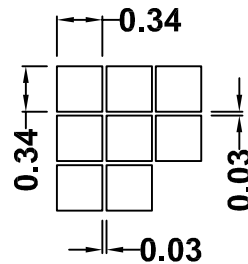


CONTOUR DRAWING & BLOCK DIAGRAM



* OR EQUIVALENT

DEAIL A:



MECHANICAL SPECIFICATION		
ITEM	SPECIFICATION	UNIT
Module Size	89.0X35.6X17.0	mm
Viewing Area	62.4X27.6	mm
Number of dots	160X64	dots
Dot Pitch	0.37X0.37	mm
Dot Size	0.34X0.34	mm

ABSOLUTE MAXIMUM RATINGS				
PARAMETER	SYMBOL	MIN.	MAX.	UNIT
Supply Voltage	Vdd	-0.3	7.0	V
LCD Supply Voltage	Vlcd(Vdd-V0)	0	30	V
Input Voltage	Vin	-0.3	Vdd+0.3	V
Operating Temperature*	Top	0/-20	50/70	° C
Storage Temperature*	Tstr	-10/-30	60/80	° C

PIN CONNECTIONS		
PIN	SYMBOL	DESCRIPTION
1	FLM	Frame signal
2	CL1	Dara latch pulse
3	CL2	Dara shift pulse
4	M	Alternate signal for LCD drive
5	V0	Operating voltage for LCD
6	VDD	Power Supply :+5V
7	VSS	Power Supply :0V
8	Vee	Negative voltage supply
9-12	D1-D4	Data Bus
13	/DISO OFF	H:display ON,L:display OFF
18/19	A/K	Anode/Cathode for backlight

ELECTRICAL CHARACTERISTICS(Ta=25° C)						
ITEM	SYMBOL	CONDITION	MIN.	TYP.	MAX.	UNIT
Supply Voltage(logic)	Vdd	-	4.5	5.0	5.5	V
Supply Current(logic)	Idd	Vdd=5.0	-	-	8.0	mA
Driving Voltage(LCD)	Vlcd	-	13.0	14.4	16.0	V
Driving Current(LCD)	Ilcd	-	-	0.6	0.8	mA

BACKLIGHT CHARACTERISTICS (Ta=25° C)						
PARAMETER	SYMBOL	CONDITION	MIN.	TYP.	MAX.	UNIT
Supply Voltage	Vf	If=120mA	3.8	4.1	4.3	V
LED Forward Current	If	-	-	120	-	mA
LED Dissipation	Pd	-	-	186	-	mW

*T1/T2: T1for standard temperature LCM, T2 for wide temperature LCM
www.DataSheet4U.com