

**PLEASE CHECK WWW.MOLEX.COM FOR LATEST PART INFORMATION**

**Part Number:** [0878321022](#)  
**Status:** **Active**  
**Overview:** milligrid  
**Description:** 2.00mm (.079") Pitch Milli-Grid™ Header, Surface Mount, Vertical, Shrouded, Lead-free, 10 Circuits, 0.38µm (15µ") Gold (Au) Plating, Pick-and-Place Cap, without Locking Window, Center Polarization Slot, PCB Locator, Tube

**Documents:**

[3D Model](#) [Product Specification PS-87831-027 \(PDF\)](#)  
[Drawing \(PDF\)](#) [RoHS Certificate of Compliance \(PDF\)](#)

**Agency Certification**

CSA LR19980  
 UL E29179

**General**

Product Family PCB Headers  
 Series [87832](#)  
 Application Wire-to-Board  
 Comments With Cap|Contact Molex for application in automotive industry  
 Overview [milligrid](#)  
 Product Name Milli-Grid™

**Physical**

Breakaway No  
 Circuits (Loaded) 10  
 Circuits (maximum) 10  
 Color - Resin Black  
 First Mate / Last Break No  
 Flammability 94V-0  
 Glow-Wire Compliant No  
 Guide to Mating Part No  
 Keying to Mating Part Yes  
 Lock to Mating Part No  
 Material - Metal Phosphor Bronze  
 Material - Plating Mating Gold  
 Material - Plating Termination Tin  
 Material - Resin Nylon  
 Number of Rows 2  
 Orientation Vertical  
 PCB Locator Yes  
 PCB Retention None  
 Packaging Type Tube  
 Pitch - Mating Interface (in) 0.079 In  
 Pitch - Mating Interface (mm) 2.00 mm  
 Pitch - Term. Interface (in) 0.079 In  
 Pitch - Term. Interface (mm) 2.00 mm  
 Plating min: Mating (µin) 15  
 Plating min: Mating (µm) 0.38  
 Plating min: Termination (µin) 75  
 Plating min: Termination (µm) 1.88  
 Polarized to Mating Part Side Slots (2)  
 Polarized to PCB No  
 Shrouded Fully  
 Stackable No



**EU RoHS**

**ELV and RoHS Compliant**  
**REACH SVHC Contains SVHC: No**  
**Halogen-Free Status**

**China RoHS**



**Not Halogen-Free**  
**Need more information on product environmental compliance?**

Email [productcompliance@molex.com](mailto:productcompliance@molex.com)  
 For a multiple part number RoHS Certificate of Compliance, [click here](#)

Please visit the [Contact Us](#) section for any non-product compliance questions.

**Search Parts in this Series**

[87832Series](#)

**Mates With**

[50394](#) Wire-to-Board Terminals. [51110](#) Wire-to-Board Crimp Housing. [87568](#) Wire-to-Board IDT Housings. [79107](#) Board-to-Board Top Entry Through Hole Receptacle. [79108](#) Board-to-Board FFC/FPC Top Entry Through Hole Receptacle. L

Temperature Range - Operating	-55°C to +105°C
Termination Interface: Style	Surface Mount

### **Electrical**

Current - Maximum per Contact	2A
Voltage - Maximum	125V

### **Solder Process Data**

Duration at Max. Process Temperature (seconds)	10
Lead-free Process Capability	Reflow Capable (SMT only)
Max. Cycles at Max. Process Temperature	1
Process Temperature max. C	260

### **Material Info**

### **Reference - Drawing Numbers**

Product Specification	PS-87831-027
Sales Drawing	SD-87832-006

This document was generated on 05/25/2010

**PLEASE CHECK [WWW.MOLEX.COM](http://WWW.MOLEX.COM) FOR LATEST PART INFORMATION**



RECOMMENDED PCB PATTERN

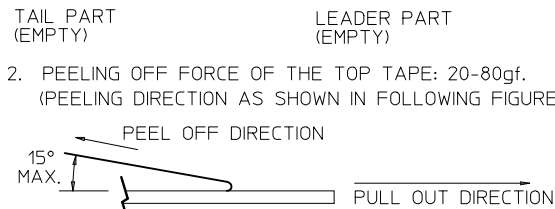
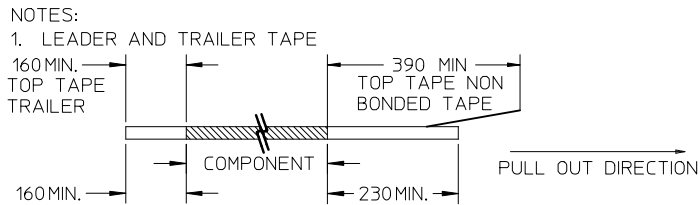
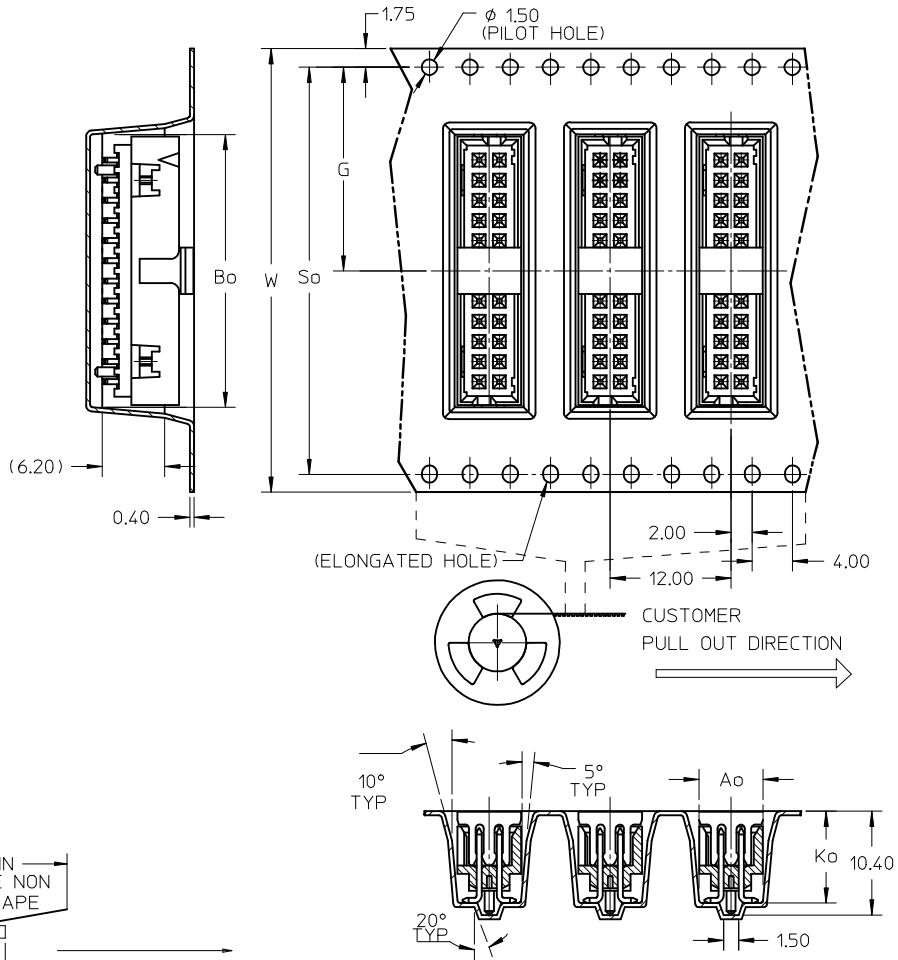
CKT SIZE	A	B	C	D	E	F
4	6.65	4.85	2.00	-----	-----	5.00
6	8.65	6.85	4.00	-----	2.00	7.00
8	10.65	8.85	6.00	-----	4.00	9.00
10	12.65	10.85	8.00	-----	6.00	11.00
12	14.65	12.85	10.00	-----	8.00	13.00
14	16.65	14.85	12.00	8.00	10.00	15.00
16	18.65	16.85	14.00	10.00	12.00	17.00
18	20.65	18.85	16.00	12.00	14.00	19.00
20	22.65	20.85	18.00	14.00	16.00	21.00
22	24.65	22.85	20.00	16.00	18.00	23.00
24	26.65	24.85	22.00	18.00	20.00	25.00
26	28.65	26.85	24.00	20.00	22.00	27.00
28	30.65	28.85	26.00	22.00	24.00	29.00
30	32.65	30.85	28.00	24.00	26.00	31.00
32	34.65	32.85	30.00	26.00	28.00	33.00
34	36.65	34.85	32.00	28.00	30.00	35.00
36	38.65	36.85	34.00	30.00	32.00	37.00
38	40.65	38.85	36.00	32.00	34.00	39.00
40	42.65	40.85	38.00	34.00	36.00	41.00
42	44.65	42.85	40.00	36.00	38.00	43.00
44	46.65	44.85	42.00	38.00	40.00	45.00
46	48.65	46.85	44.00	40.00	42.00	47.00
48	50.65	48.85	46.00	42.00	44.00	49.00
50	52.65	50.85	48.00	44.00	46.00	51.00

- NOTES:
- FOR ILLUSTRATION PURPOSES, 20 CIRCUIT SIZE WAFER IS SHOWN.
  - MATERIAL :  
HOUSING & CAP : 30% G.F., NYLON 46, UL94V-0, COLOR BLACK.  
PIN : 0.50MM SQ.PHOSPHOR BRONZE.
  - PLATING : 0.38um/15uin GOLD IN CONTACT AREA AND 1.88um/75uin MIN.TIN IN SOLDER TAIL AREA OVER 1.27um/50uin MIN.NICKEL OVERALL.
  - PRODUCT SPECIFICATION PS-87831-027 APPLIES.
  - COPLANARITY IS TO BE MEASURED BY RESTING THE SOLDER TAIL ON A GAUGE SURFACE.
  - NO SIDE LOCKING SLOT FROM 4 TO 12 CKT SIZE.
  - CKT 4 & 6 HAS NO IDENTIFICATION TAG.
  - POSITION OF CAP TO BE LOCATED AT CENTER OF DIMENSION 'A' REGARDLESS OF CIRCUIT SIZE.
  - TOP SURFACE OF CAP TO BE FLAT FOR THE PURPOSE OF PICK-&-PLACE BY VACUUM SUCTION NOZZLE.
  - THIS HEADER MATES WITH MOLEX:  
a) CRIMP RECEPTACLE HOUSING, 51110 SERIES WITH CRIMP TERMINAL, 50394 SERIES.  
b) 2MM MILLIGRID DUAL ROW IDT, 87568 SERIES.
  - NO CENTRE POLARIZATION SLOT FOR CKT SIZE 4 AND 6.
  - PARTS SHALL BE PACKED IN MOISTURE BARRIER BAG.

<b>ADD ILLUSTRATION</b> EC NO: S2009-0556 DRWN:SKANG CHKD:ATSEE APPR:MLONG	QUALITY SYMBOLS ▽=0 ◻=0	GENERAL TOLERANCES (UNLESS SPECIFIED)		DIMENSION STYLE <b>MM ONLY</b>	SCALE <b>NTS</b>	DESIGN UNITS <b>METRIC</b>	THIRD ANGLE PROJECTION
		DRAWN BY ATSEE	DATE 2003/10/14	TITLE <b>MGRID, SHROUDED HEADER SMT, W/PEGS/CAP FOR PICK &amp; PLACE IN TUBE AND T&amp;R</b>			
		CHECKED BY KCLING	DATE 2003/11/07	<b>MOLEX</b> MOLEX INCORPORATED			
		APPROVED BY SKTOH	DATE 2003/11/07	MATERIAL NO. <b>SEE TABLE</b>	DOCUMENT NO. <b>SD-87832-006</b>	SHEET NO. <b>1 OF 4</b>	
<b>A9</b>	REV	DRAFT WHERE APPLICABLE MUST REMAIN WITHIN DIMENSIONS		SIZE <b>A3</b>	THIS DRAWING CONTAINS INFORMATION THAT IS PROPRIETARY TO MOLEX INCORPORATED AND SHOULD NOT BE USED WITHOUT WRITTEN PERMISSION		



EMBOSSED CARRIER TAPE LAYOUT  
24 CKT USE FOR ILLUSTRATION ONLY



3. PACKAGING STANDARD IS AS PER EIA-481.

ADD ILLUSTRATION EC NO: S2009-0556 DRWN:SKANG CHKD:ATSEE APPR:MLONG	QUALITY SYMBOLS ▽=0 ◻=0	GENERAL TOLERANCES (UNLESS SPECIFIED)		DIMENSION STYLE	SCALE	DESIGN UNITS	THIRD ANGLE PROJECTION	
		mm	INCH	MM ONLY	NTS	METRIC		
		4 PLACES ± --- ± ---	3 PLACES ± --- ± ---	DRAWN BY	DATE	TITLE		
		2 PLACES ± 0.2 ± ---	1 PLACE ± --- ± ---	ATSEE	2003/10/14	MGRID, SHROUDED HEADER SMT, W/PEGS/CAP FOR PICK & PLACE IN TUBE AND T&R		
	ANGULAR ± 3 °	DRAFT WHERE APPLICABLE MUST REMAIN WITHIN DIMENSIONS		CHECKED BY	DATE	MOLEX INCORPORATED		
				KCL ING	2003/11/07	SD-87832-006		
				APPROVED BY	DATE	SHEET NO.		
				SKTOH	2003/11/07	3 OF 4		
				MATERIAL NO.	DOCUMENT NO.			
				SEE TABLE	SD-87832-006			
				SIZE	THIS DRAWING CONTAINS INFORMATION THAT IS PROPRIETARY TO MOLEX INCORPORATED AND SHOULD NOT BE USED WITHOUT WRITTEN PERMISSION			
A9	REV			A3				

PLS REFER TO PART 87832-\*\*08 FOR CENTER LOCKING SLOT OPTION.

REG. OPTION	P/N W/O CAP IN TUBE	P/N W/CAP IN TUBE	P/N W/CAP IN TAPE & REEL	CKT SIZE	DIMENSION					
					W	G	Bo	So	Ao	Ko
NO	87832-0420	87832-0422	87832-5122	4	16.00	7.50	7.15	-----	6.40	9.30
YES	87832-0620	87832-0622	87832-5222	6	24.00	11.50	9.15	-----	6.40	9.30
YES	87832-0820	87832-0822	87832-5322	8	24.00	11.50	11.05	-----	6.40	9.30
YES	87832-1020	87832-1022	87832-5422	10	24.00	11.50	13.05	-----	6.40	9.30
YES	87832-1220	87832-1222	87832-5522	12	32.00	14.20	15.15	28.40	6.85	9.30
YES	87832-1420	87832-1422	87832-5622	14	32.00	14.20	17.05	28.40	6.40	9.30
YES	87832-1620	87832-1622	87832-5722	16	32.00	14.20	19.05	28.40	6.40	9.30
YES	87832-1820	87832-1822	87832-5822	18	44.00	20.20	21.05	40.40	6.40	9.30
YES	87832-2020	87832-2022	87832-5922	20	44.00	20.20	23.05	40.40	6.40	9.30
YES	87832-2220	87832-2222	87832-6022	22	44.00	20.20	25.05	40.40	6.40	9.30
YES	87832-2420	87832-2422	87832-6122	24	44.00	20.20	27.05	40.40	6.40	9.30
YES	87832-2620	87832-2622	87832-6222	26	44.00	20.20	29.05	40.40	6.40	9.30
YES	87832-2820	87832-2822	87832-6322	28	56.00	26.20	31.05	52.40	6.40	9.30
YES	87832-3020	87832-3022	87832-6422	30	56.00	26.20	33.05	52.40	6.40	9.30
YES	87832-3220	87832-3222	-----	32	-----	-----	-----	-----	-----	-----
YES	87832-3420	87832-3422	87832-6622	34	56.00	26.20	37.05	52.40	6.40	9.30
YES	87832-3620	87832-3622	-----	36	-----	-----	-----	-----	-----	-----
YES	87832-3820	87832-3822	-----	38	-----	-----	-----	-----	-----	-----
YES	87832-4020	87832-4022	87832-6922	40	56.00	26.20	43.05	52.40	6.40	9.30
YES	87832-4220	87832-4222	-----	42	-----	-----	-----	-----	-----	-----
YES	87832-4420	87832-4422	87832-7122	44	56.00	26.20	46.80	52.40	6.40	9.30
YES	87832-4620	87832-4622	87832-7222	46	56.00	26.20	47.05	52.40	6.40	9.30
YES	87832-4820	87832-4822	-----	48	-----	-----	-----	-----	-----	-----
YES	87832-5020	87832-5022	87832-7422	50	72.00	34.20	53.05	68.40	6.40	9.30

ADD ILLUSTRATION EC NO: S2009-0556 DRWN:SKANG 2009/02/23 CHKD:ATSEE 2009/02/23 APPR:MLONG 2009/02/23	QUALITY SYMBOLS	GENERAL TOLERANCES (UNLESS SPECIFIED)	DIMENSION STYLE	SCALE	DESIGN UNITS	THIRD ANGLE PROJECTION	
	▽=0 □=0	mm      INCH 4 PLACES ± --- ± --- 3 PLACES ± --- ± --- 2 PLACES ± 0.2 ± --- 1 PLACE ± --- ± --- ANGULAR ± 3 °	MM ONLY	NTS	METRIC	☉ □ THIRD ANGLE PROJECTION	
	DRAWN BY: ATSEE      DATE: 2003/10/14 CHECKED BY: KCLING      DATE: 2003/11/07 APPROVED BY: SKTOH      DATE: 2003/11/07	DRAFT WHERE APPLICABLE MUST REMAIN WITHIN DIMENSIONS		TITLE	MGRID, SHROUDED HEADER SMT, W/PEGS/CAP FOR PICK & PLACE IN TUBE AND T&R		
	MATERIAL NO. SEE TABLE SIZE A3 THIS DRAWING CONTAINS INFORMATION THAT IS PROPRIETARY TO MOLEX INCORPORATED AND SHOULD NOT BE USED WITHOUT WRITTEN PERMISSION	MOLEX INCORPORATED SD-87832-006 SHEET NO. 4 OF 4					