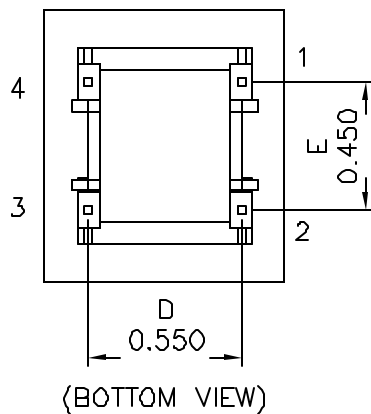
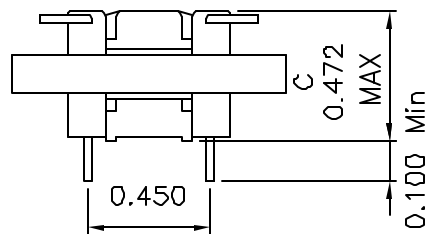
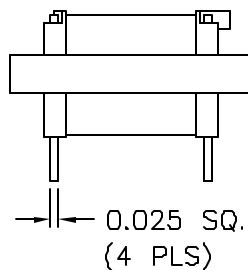
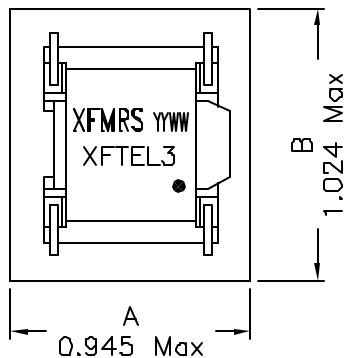


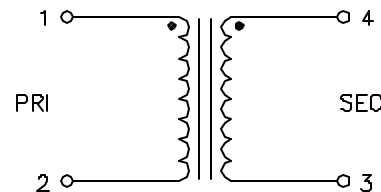
1. Mechanical:



Notes:

1. Solderability: Leads shall meet MIL-STD-202G, Method 20BH for solderability.
2. Flammability: UL94V-0
3. ASTM oxygen index: > 28%
4. Insulation System: Class F 155°C, UL file E15155B
5. Operating Temperature Range: All listed parameters are to be within tolerance from -40°C to +85°C
6. Storage Temperature Range: -55°C to +125°C
7. Aqueous wash compatible
8. Electrical and mechanical specifications 100% tested
9. RoHS Compliant Component

2. Schematic:



3. Electrical Specifications:

TURN RATIO: 1:1

IMPEDANCE: Designed to reflect 600 Ohms on PRI with 470 Ohms load on SEC.

PRI. DCR: 108 ±10% OHMS

SEC. DCR: 120 ±10% OHMS

DC in Pri 0-100mADC

FREQUENCY RESPONSE: ±0.65dB, 600Hz - 3.5KHz

FREQUENCY RESPONSE: ±2.5dB, 300Hz - 600Hz

INSERTION LOSS: 2.0 ±0.5dB @1KHz 20°C 0-30mAC

RETURN LOSS: 12dB Typical AT 1KHz vs. 600 Ohms

HIPOT: 1250VAC 0.5mA Pri to Sec

DOC. REV A/4

PROPRIETARY

Document is the property of XFMRs Group & is not allowed to be duplicated without authorization.

XFMRs Inc www.XFMRs.com		Title: MODEM COUPLERS	
UNLESS OTHERWISE SPECIFIED		P/N: XFTEL3	REV. A
TOLERANCES: .xxx ±0.010		DWN. 廖玉坤	May-25-06
Dimensions in Inch		CHK. 李清儿	May-25-06
Scale 1.5:1 SHT 1 OF 1		APP. MS	May-25-06