



Frontier Electronics Corp.

667 E. COCHRAN STREET, SIMI VALLEY, CA 93065

TEL: (805) 522-9998 FAX: (805) 522-9989

E-mail: frontiersales@frontierusa.com

Web: <http://www.frontierusa.com>

3 WATT SILICON ZENER DIODE

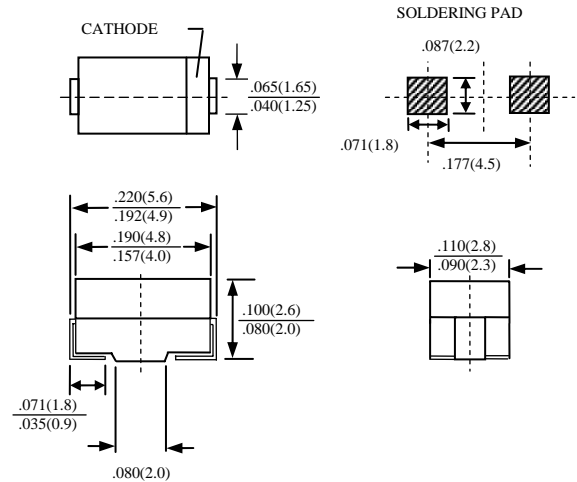
ZSL30-6.8B THRU ZSL30-400B

FEATURES

- PLASTIC PACKAGE HAS UNDERWRITERS LABORATORY FLAMMABILITY CLASSIFICATION 94V-0
- LOW ZENER IMPEDANCE
- EXCELLENT CLAMPING CAPABILITY

MECHANICAL DATA

- CASE: MOLDED PLASTIC, DO-214AC SMA, DIMENSIONS IN INCHES AND (MILLIMETERS)
- TERMINALS: AXIAL LEADS SOLDERABLE PER MIL-STD-202, METHOD 208
- POLARITY: COLOR BAND DENOTES CATHODE
- MOUNTING POSITION: ANY
- WEIGHT: 0.064 GRAM



MAXIMUM RATINGS AND ELECTRICAL CHARACTERISTICS RATINGS AT 25°C AMBIENT TEMPERATURE UNLESS OTHERWISE SPECIFIED STORAGE AND OPERATING TEMPERATURE RANGE -55°C TO + 150°C

ELECTRICAL CHARACTERISTICS (TL=30°C UNLESS OTHERWISE NOTED VF=1.5V MAX, @IF = 200mA DC FOR ALL TYPES)

JEDEC TYPE	MARKING	NOMINAL ZENER VOLTS $V_Z @ I_{ZT}$ VOLTS	TEST CURRENT I_{ZT} mA	MAXIMUM ZENER IMPEDANCE			MAX. REVERSE LEAKAGE CURRENT		MAXIMUM DC ZENER CURRENT I_{ZM} mA DC
				$Z_{ZT} @ I_{ZT}$ Ohms	$Z_{ZK} @$ Ohms	I_{ZK} mA	I_R μA	@ V_R VOLTS	
ZSL30-6.8B	3Z6.8B	6.8	110	2	700	1	5	4	393
ZSL30-7.5B	3Z7.5B	7.5	100	2	700	0.5	5	5	360
ZSL30-8.2B	3Z8.2B	8.2	91	2.3	700	0.5	5	6	330
ZSL30-9.1B	3Z9.1B	9.1	82	2.5	700	0.5	3	7	297
ZSL30-10B	3Z10B	10	75	3.5	700	0.25	3	7.6	270
ZSL30-11B	3Z11B	11	68	4	700	0.25	1	8.4	245
ZSL30-12B	3Z12B	12	63	4.5	700	0.25	1	9.1	225
ZSL30-13B	3Z13B	13	58	4.5	700	0.25	0.5	9.9	208
ZSL30-14B	3Z14B	14	53	5	700	0.25	0.5	10.6	193
ZSL30-15B	3Z15B	15	50	5.5	700	0.25	0.5	11.4	180
ZSL30-16B	3Z16B	16	47	5.5	700	0.25	0.5	12.2	169
ZSL30-17B	3Z17B	17	44	6	750	0.25	0.5	13.0	159
ZSL30-18B	3Z18B	18	42	6	750	0.25	0.5	13.7	150
ZSL30-19B	3Z19B	19	40	7	750	0.25	0.5	14.4	142
ZSL30-20B	3Z20B	20	37	7	750	0.25	0.5	15.2	135
ZSL30-22B	3Z22B	22	34	8	750	0.25	0.5	16.7	123
ZSL30-24B	3Z24B	24	31	9	750	0.25	0.5	18.2	112
ZSL30-27B	3Z27B	27	28	10	750	0.25	0.5	20.6	100
ZSL30-28B	3Z28B	28	27	12	750	0.25	0.5	21.0	96

NOTE: SUFFIX " B " FOR $\pm 5\%$

ELECTRICAL CHARACTERISTICS (TL=30°C UNLESS OTHERWISE NOTED VF=1.5V MAX, @IF = 200mA DC FOR ALL TYPES)									
JEDEC TYPE	MARKING	NOMINAL ZENER VOLTS V _Z @I _{ZT} VOLTS	TEST CURRENT I _{ZT} mA	MAXIMUM ZENER IMPEDANCE			MAX. REVERSE LEAKAGE CURRENT		MAXIMUM DC ZENER CURRENT I _{ZM} mA DC
				Z _{ZT} @ I _{ZT} Ohms	Z _{ZK} @ Ohms	I _{ZK} mA	I _R μA	@ V _R VOLTS	
ZSL30-30B	3Z30B	30	25	16	1000	0.25	0.5	22.5	90
ZSL30-33B	3Z33B	33	23	20	1000	0.25	0.5	25.1	82
ZSL30-36B	3Z36B	36	21	22	1000	0.25	0.5	27.4	75
ZSL30-39B	3Z39B	39	19	28	1000	0.25	0.5	29.7	69
ZSL30-43B	3Z43B	43	17	33	1500	0.25	0.5	32.7	63
ZSL30-47B	3Z47B	47	16	38	1500	0.25	0.5	35.6	57
ZSL30-51B	3Z51B	51	15	45	1500	0.25	0.5	38.8	53
ZSL30-56B	3Z56B	56	13	50	2000	0.25	0.5	42.6	48
ZSL30-62B	3Z62B	62	12	55	2000	0.25	0.5	47.1	44
ZSL30-68B	3Z68B	68	11	70	2000	0.25	0.5	51.7	40
ZSL30-75B	3Z75B	75	10	85	2000	0.25	0.5	56.0	36
ZSL30-82B	3Z82B	82	9.1	95	3000	0.25	0.5	62.2	33
ZSL30-91B	3Z91B	91	8.2	115	3000	0.25	0.5	69.2	30
ZSL30-100B	3Z100B	100	7.5	160	3000	0.25	0.5	76.0	27
ZSL30-110B	3Z110B	110	6.8	225	4000	0.25	0.5	83.6	25
ZSL30-120B	3Z120B	120	6.3	300	4500	0.25	0.5	91.2	22
ZSL30-130B	3Z130B	130	5.8	375	5000	0.25	0.5	98.8	21
ZSL30-140B	3Z140B	140	5.3	475	5000	0.25	0.5	106.4	19
ZSL30-150B	3Z150B	150	5.0	550	6000	0.25	0.5	114.0	18
ZSL30-160B	3Z160B	160	4.7	625	6500	0.25	0.5	121.6	17
ZSL30-170B	3Z170B	170	4.4	650	7000	0.25	0.5	130.4	16
ZSL30-180B	3Z180B	180	4.2	700	7000	0.25	0.5	136.8	15
ZSL30-190B	3Z190B	190	4.0	800	8000	0.25	0.5	144.8	14
ZSL30-200B	3Z200B	200	3.7	875	8000	0.25	0.5	152	13
ZSL30-220B	3Z220B	220	3.4	1600	9000	0.25	1	167	12
ZSL30-240B	3Z240B	240	3.1	1700	9000	0.25	1	182	11
ZSL30-270B	3Z270B	270	2.8	1800	9000	0.25	1	205	10
ZSL30-300B	3Z300B	300	2.5	1900	9000	0.25	1	228	9
ZSL30-330B	3Z330B	330	2.3	2200	9000	0.25	1	251	8
ZSL30-360B	3Z360B	360	2.1	2700	9000	0.25	1	274	8
ZSL30-400B	3Z400B	400	1.9	3500	9000	0.25	1	304	7

NOTE: SUFFIX "B" FOR ±5%

RATING AND CHARACTERISTIC CURVES ZSL30-6.8B THRU ZSL30-400B

FIG. 1 - MAXIMUM CONTINUOUS POWER DISSIPATION

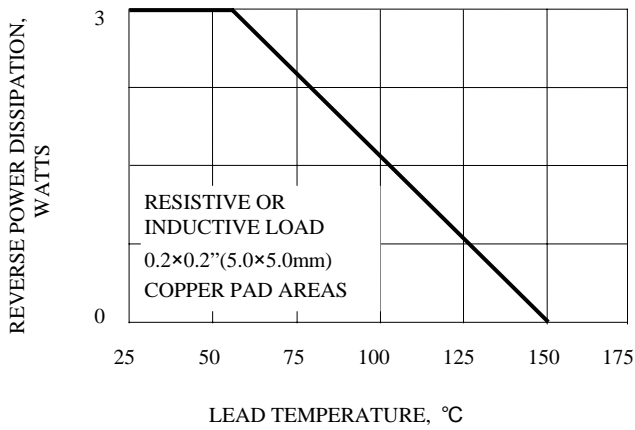


FIG. 2 - TYPICAL INSTANTANEOUS FORWARD CHARACTERISTICS

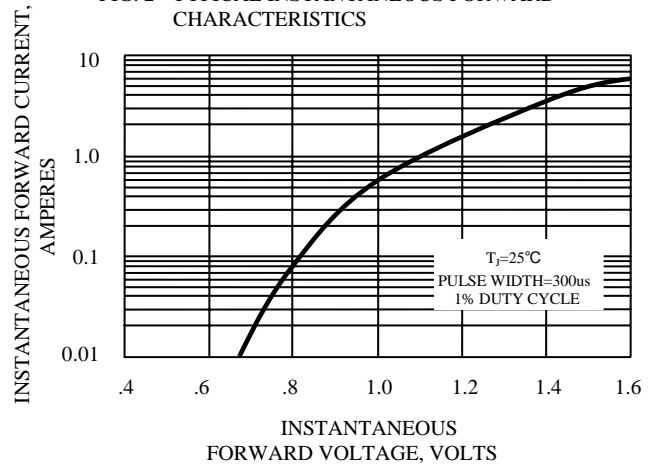


FIG. 3 - ZENER VOLTAGE VERSUS ZENER CURRENT
 $V_z = 6.8$ thru 82 Volts

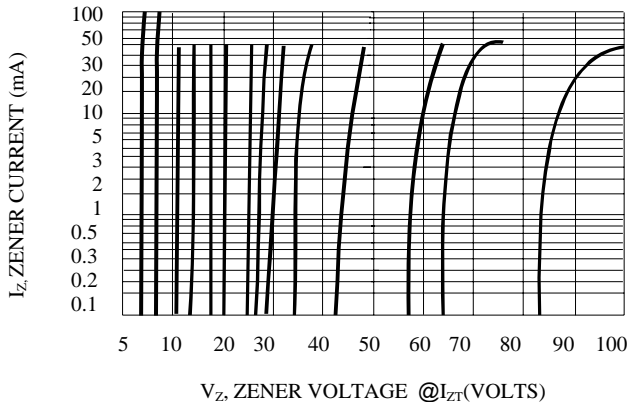


FIG. 4 - ZENER VOLTAGE VERSUS ZENER CURRENT
 $V_z = 100$ thru 400 Volts

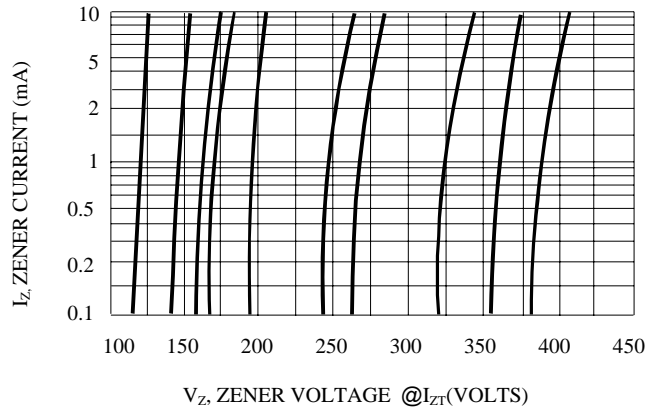


FIG. 5 - TYPICAL TEMPERATURE COEFFICIENTS

