

PLEASE CHECK WWW.MOLEX.COM FOR LATEST PART INFORMATION

Part Number: [0755860009](#)
Status: **Active**
Overview: [ipass](#)
Description: 0.80mm (.031") Pitch, iPass™ I/O SMT Receptacle, Right Angle, External Application, 26 Circuit, 0.76µm (30µ") Gold (Au)

Documents:

[3D Model](#) [Product Specification PS-75586-001 \(PDF\)](#)
[Drawing \(PDF\)](#) [RoHS Certificate of Compliance \(PDF\)](#)

Agency Certification

CSA LR19980
 UL E29179

General

Product Family I/O Connectors
 Series [75586](#)
 Application Wire-to-Board
 Component Type Receptacle
 MolexKits Yes
 Overview [ipass](#)
 Product Name iPass™, PCI Express*, SAS
 Type N/A

Physical

Boot Color N/A
 Circuits (Loaded) 26
 Circuits (maximum) 26
 Color - Resin Black
 Durability (mating cycles max) 250
 Flammability 94V-0
 Gender Female
 Keying to Mating Part None
 Lock to Mating Part None
 Material - Metal High Performance Alloy (HPA)
 Material - Plating Mating Gold
 Material - Plating Termination Tin
 Material - Resin High Temperature Thermoplastic
 Number of Rows 2
 Orientation Right Angle
 PCB Locator Yes
 PCB Retention None
 PCB Thickness Recommended (in) 0.053 In
 PCB Thickness Recommended (mm) 1.35 mm
 Packaging Type Embossed Tape on Reel
 Panel Mount No
 Pitch - Mating Interface (in) 0.031 In
 Pitch - Mating Interface (mm) 0.80 mm
 Pitch - Term. Interface (in) 0.031 In
 Pitch - Term. Interface (mm) 0.80 mm
 Plating min: Mating (µin) 30.4
 Plating min: Mating (µm) 0.76
 Plating min: Termination (µin) 101.6
 Plating min: Termination (µm) 2.54
 Polarized to Mating Part Yes
 Polarized to PCB Yes

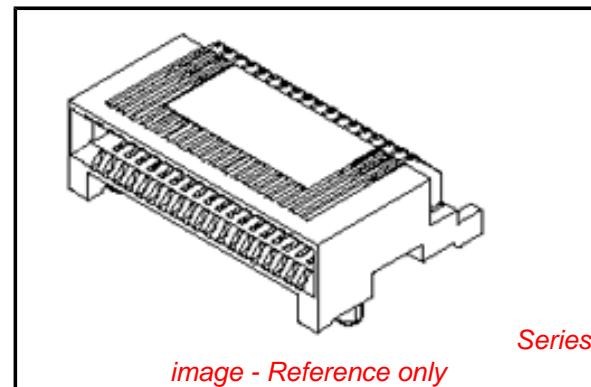


image - Reference only

EU RoHS

**ELV and RoHS
 Compliant**
**REACH SVHC
 Contains SVHC: No**
**Halogen-Free
 Status**

China RoHS



**Need more information on product
 environmental compliance?**

Email productcompliance@molex.com
 For a multiple part number RoHS Certificate of Compliance, [click here](#)

Please visit the [Contact Us](#) section for any non-product compliance questions.

Search Parts in this Series

[75586Series](#)

Mates With

[74547 iPass™ Cable Assembly](#)

Use With

[74548 I/O Connectors](#)

Ports	1
Surface Mount Compatible (SMC)	Yes
Temperature Range - Operating	-40°C to +80°C
Termination Interface: Style	Surface Mount
Waterproof / Dustproof	No
Wire Insulation Diameter	N/A
Wire Size AWG	N/A

Electrical

Current - Maximum per Contact	0.5A
Grounding to Panel	N/A
Shielded	No
Voltage - Maximum	30V AC (RMS)/DC

Solder Process Data

Duration at Max. Process Temperature (seconds)	40
Lead-free Process Capability	Reflow Capable (SMT only)
Max. Cycles at Max. Process Temperature	3
Process Temperature max. C	260

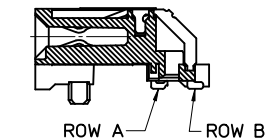
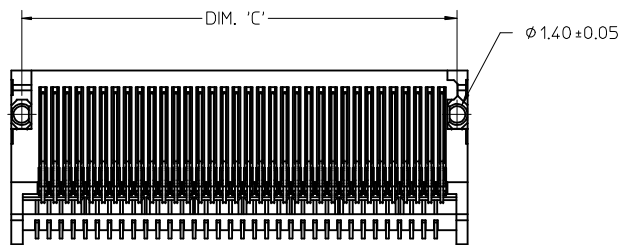
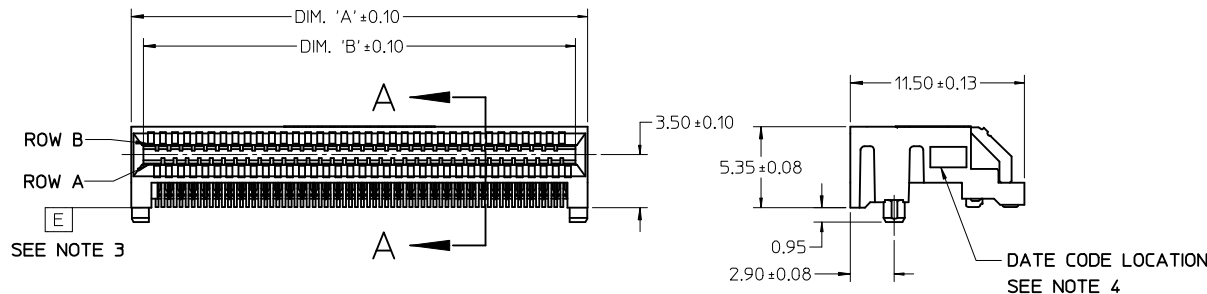
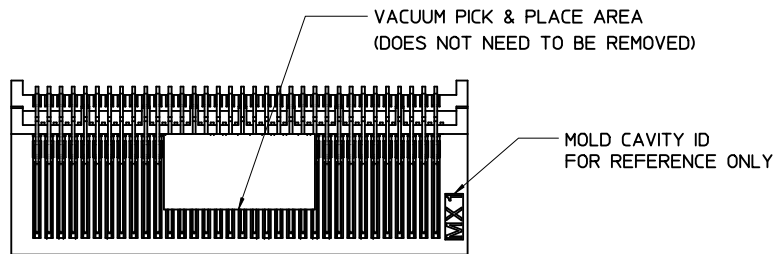
Material Info

Reference - Drawing Numbers

Application Specification	AS-75586-001
Packaging Specification	PK-75586-002, PK-75586-101
Product Specification	PS-75586-001
Sales Drawing	SD-75586-001

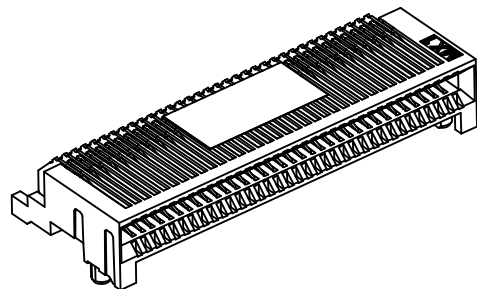
This document was generated on 06/07/2010

PLEASE CHECK WWW.MOLEX.COM FOR LATEST PART INFORMATION



SECTION A-A

68 CIRCUIT ASSEMBLY SHOWN



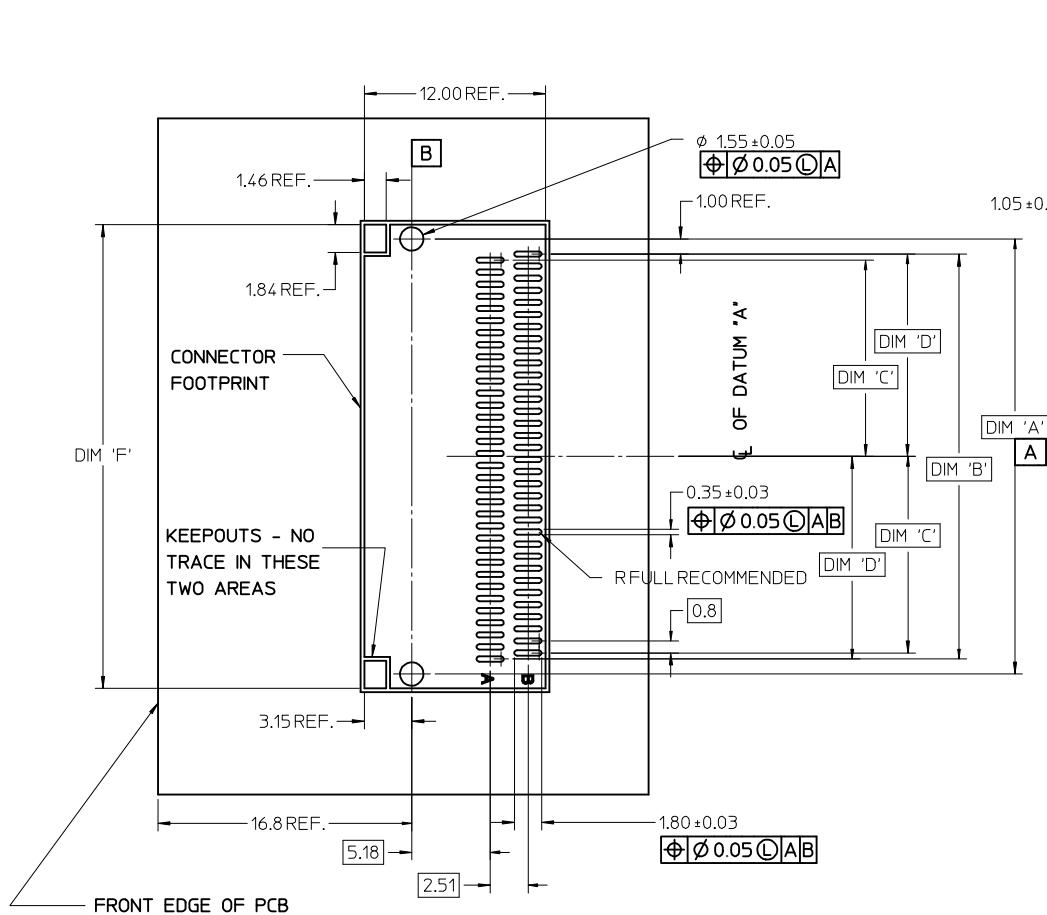
CIRCUIT SIZE	ITEM NUMBER	PLATING OPTION	DIM 'A'	DIM 'B'	DIM 'C'
26	75586-0004	OPTION 1	13.40	11.80	12.00
26	75586-0009	OPTION 2	13.40	11.80	12.00
36	75586-0003	OPTION 1	17.40	15.80	16.00
36	75586-0008	OPTION 2	17.40	15.80	16.00
38	75586-0010	OPTION 1	18.20	16.60	16.80
38	75586-0011	OPTION 2	18.20	16.60	16.80
50	75586-0001	OPTION 1	23.00	21.40	21.60
50	75586-0006	OPTION 2	23.00	21.40	21.60
68	75586-0002	OPTION 1	30.20	28.60	28.80
68	75586-0007	OPTION 2	30.20	28.60	28.80

NOTES

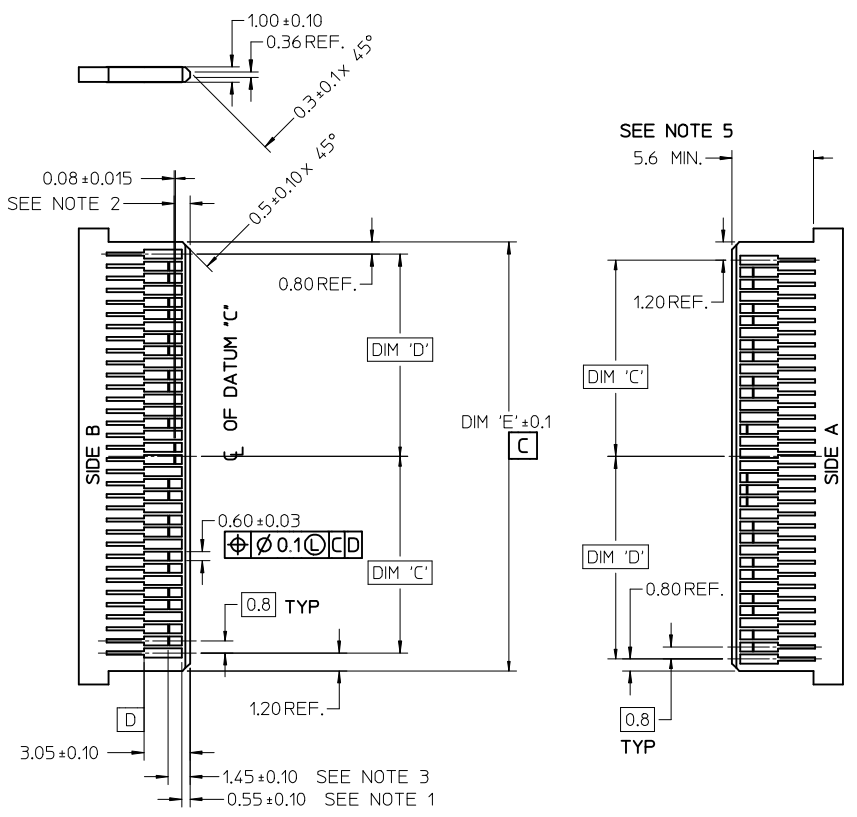
- MATERIAL:
HOUSING - HIGH TEMPERATURE THERMOPLASTIC GLASS FILLED,
UL 94V-0, BLACK
TERMINALS - COPPER ALLOY
- PLATING:
OPTION 1
CONTACT AREA - 0.38 μm MIN GOLD OVER 2.54 μm MIN NICKEL
SOLDER FOOT AREA - 2.54 - 5.09 μm TIN OVER 2.54 μm MIN NICKEL.
OPTION 2
CONTACT AREA - 0.76 μm MIN GOLD OVER 2.54 μm NICKEL
SOLDER AREA - 2.54 - 5.09 μm TIN OVER 2.54 μm MIN NICKEL.
- TERMINAL SOLDER FEET TO BE COPLANAR WITHIN 0.10/004 MEASURED FROM FRONT HOUSING STAND OFF (DATUM E)
- DATE CODE: 4 DIGIT (3 DIGIT DATE, 1 DIGIT YEAR)
- CIRCUIT IDENTIFIER: SEE APPROPRIATE INDUSTRY SPECIFICATION FOR LOCATION OF PIN 1
- TO BE USED WITH EXTERNAL CABLES (74546 & 74547 SERIES) AND GUIDE FRAMES (74540 & 74548 SERIES)
- TESTER/ANALYZER CABLES AVAILABLE (74557 & 74558 SERIES)
- PACKAGED PER PACKAGING SPECIFICATION: PK-75586-002
- CONFORMS TO PRODUCT SPECIFICATION: PS-75586-001
- THIS PART CONFORMS TO CLASS C REQUIREMENTS OF COSMETIC SPECIFICATION PS-45499-002.

iPass™ IS A TRADEMARK OF MOLEX

UPDATE TOLERANCES EC NO: UCP2010-0536 IDRW:KLANG 2009/08/27 CHKD: 2009/09/29 APPR:MBANK IS 2009/09/30 REV:	QUALITY SYMBOLS ▽=0 ▽=0	GENERAL TOLERANCES (UNLESS SPECIFIED)		DIMENSION STYLE MM ONLY		SCALE 4:1	DESIGN UNITS METRIC	THIRD ANGLE PROJECTION		
				mm	INCH	DRAWN BY KREGNIER	DATE 07/28/04	I-PASS R/A CONNECTOR EXTERNAL ASSEMBLY .8 MM PITCH I/O		
						CHECKED BY JLONG	DATE 07/29/04			
						APPROVED BY RNELSON		DATE 07/30/04	MOLEX INCORPORATED	
		ANGULAR ±1/2°		MATERIAL NO. SEE CHART		DOCUMENT NO. SD-75586-001		SHEET NO. 1 OF 3		
		DRAFT WHERE APPLICABLE MUST REMAIN WITHIN DIMENSIONS		SIZE C		THIS DRAWING CONTAINS INFORMATION THAT IS PROPRIETARY TO MOLEX INCORPORATED AND SHOULD NOT BE USED WITHOUT WRITTEN PERMISSION				



68 CIRCUIT SHOWN



- NOTES:
1. PAD CONFIGURATION FOR FIRST MATE.
 2. PAD CONFIGURATION FOR SECOND MATE.
 3. PAD CONFIGURATION FOR THIRD MATE (HIGH SPEED SIGNALS).
 4. FOR PIN ASSIGNMENTS AND MATING SEQUENCE (1ST, 2ND, 3RD), SEE APPLICABLE SPECIFICATION.
 5. MINIMUM STEP REQUIRED IF PCB MADE WIDER THAN CARD TOUNGE.
 6. SEE 74540 OR 74548 SERIES FOR GUIDE FRAME FOOT PRINT AND KEEP OUT AREA.

PEG TO PEG
 FIRST PAD TO LAST PAD
 CENTERLINE TO PAD
 CENTERLINE TO PAD
 MODULE BOARD WIDTH
 CONNECTOR WIDTH

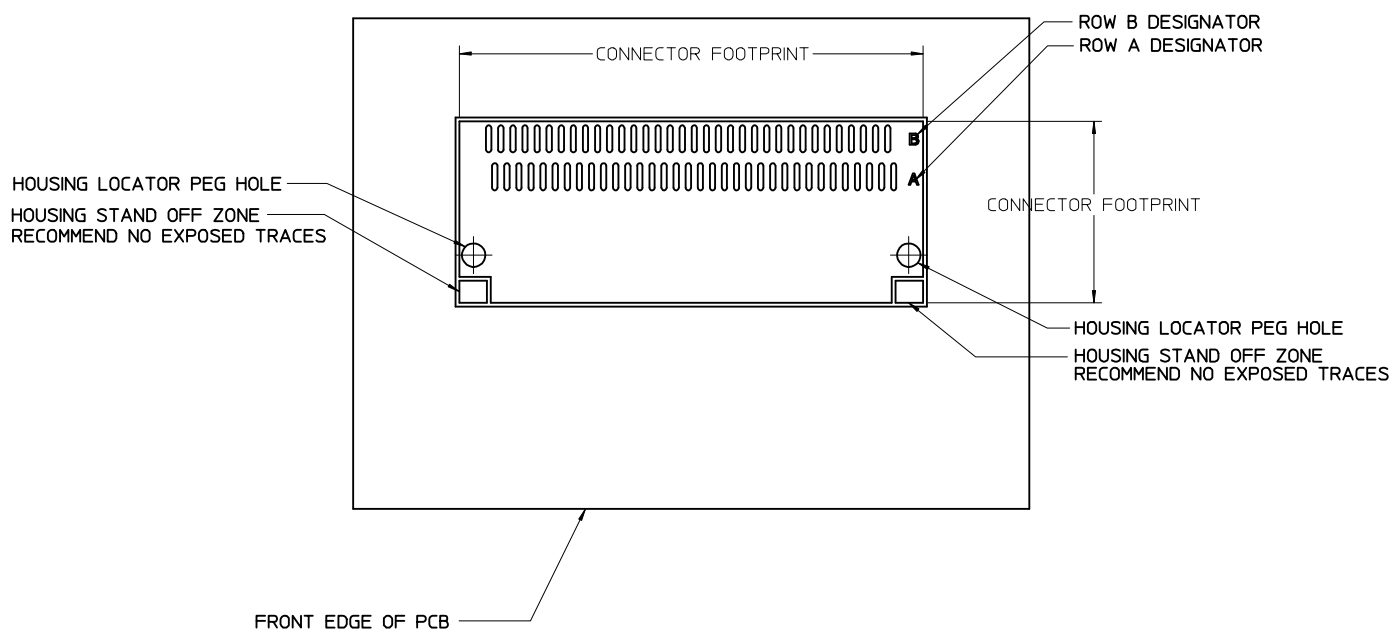
CIRCUIT SIZE	TERM/SIDE 'N'	DIM 'A'	DIM 'B'	DIM 'C'	DIM 'D'	DIM 'E'	DIM 'F'
26	13	12.00	10.00	4.60	5.00	11.60	13.90
36	18	16.00	14.00	6.60	7.00	15.60	17.90
38	19	16.80	14.80	7.00	7.40	16.40	18.70
50	25	21.60	19.60	9.40	9.80	21.20	23.50
68	34	28.80	26.80	13.00	13.40	28.40	30.70

SEE SHEET 1	2009/08/27	2009/09/29	2009/09/30
EC NO: UCP2010-0536	DRINKLANG	CHKD:	APPR: MBANAKIS
DESCRIPTION			
QUALITY SYMBOLS			

GENERAL TOLERANCES (UNLESS SPECIFIED)	
mm	INCH
4 PLACES ± ---	± ---
3 PLACES ± ---	± ---
2 PLACES ± 0.13	± ---
1 PLACE ± 0.25	± ---
ANGULAR ± 1/2°	
DRAFT WHERE APPLICABLE MUST REMAIN WITHIN DIMENSIONS	

DIMENSION STYLE	
MM ONLY	
DRAWN BY	DATE
KREGNIER	07/28/04
CHECKED BY	DATE
JLONG	07/29/04
APPROVED BY	DATE
RNELSON	07/30/04
MATERIAL NO.	DOCUMENT NO.
SEE SHEET 1	SD-75586-001

SCALE 4:1		DESIGN UNITS METRIC	THIRD ANGLE PROJECTION
I-PASS R/A CONNECTOR EXTERNAL ASSEMBLY .8 MM PITCH I/O			
MOLEX INCORPORATED			
THIS DRAWING CONTAINS INFORMATION THAT IS PROPRIETARY TO MOLEX INCORPORATED AND SHOULD NOT BE USED WITHOUT WRITTEN PERMISSION			SHEET NO. 2 OF 3



iPass™ IS A TRADEMARK OF MOLEX

SEE SHEET 1 EC NO: UCP2010-0536 DRW: DRWINKLANG 2009/08/27 CHKD: 2009/09/29 APPR: MBANAKIS 2009/09/30	QUALITY SYMBOLS ▽=0 ▽=0	GENERAL TOLERANCES (UNLESS SPECIFIED) <table border="1"> <thead> <tr> <th></th> <th>mm</th> <th>INCH</th> </tr> </thead> <tbody> <tr> <td>4 PLACES</td> <td>± .13</td> <td>± .005</td> </tr> <tr> <td>3 PLACES</td> <td>± .15</td> <td>± .006</td> </tr> <tr> <td>2 PLACES</td> <td>± 0.13</td> <td>± .005</td> </tr> <tr> <td>1 PLACE</td> <td>± 0.25</td> <td>± .010</td> </tr> </tbody> </table>		mm	INCH	4 PLACES	± .13	± .005	3 PLACES	± .15	± .006	2 PLACES	± 0.13	± .005	1 PLACE	± 0.25	± .010	DIMENSION STYLE MM ONLY	SCALE 4:1	DESIGN UNITS METRIC	THIRD ANGLE PROJECTION
		mm	INCH																		
	4 PLACES	± .13	± .005																		
	3 PLACES	± .15	± .006																		
2 PLACES	± 0.13	± .005																			
1 PLACE	± 0.25	± .010																			
DRAWN BY KREGNIER	DATE 07/28/04	TITLE I-PASS R/A CONNECTOR EXTERNAL ASSEMBLY .8 MM PITCH I/O																			
CHECKED BY JLONG	DATE 07/29/04	MOLEX INCORPORATED																			
APPROVED BY RNELSON	DATE 07/30/04	MATERIAL NO. SEE CHART	DOCUMENT NO. SD-75586-001	SHEET NO. 3 OF 3																	

DRAFT WHERE APPLICABLE MUST REMAIN WITHIN DIMENSIONS

THIS DRAWING CONTAINS INFORMATION THAT IS PROPRIETARY TO MOLEX INCORPORATED AND SHOULD NOT BE USED WITHOUT WRITTEN PERMISSION