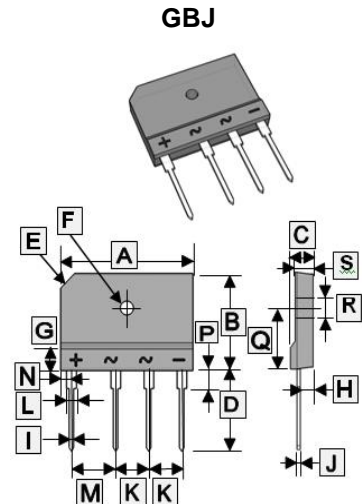


RoHS Compliant Product
A suffix of "-C" specifies halogen & lead-free

FEATURES

- Rating to 1000V PRV
- Ideal for printed circuit board
- Low forward voltage drop, high current capability
- Reliable low cost construction utilizing molded plastic technique results in inexpensive product
- The plastic material has Underwriters Laboratory flammability classification 94V-0



REF.	Millimeter		REF.	Millimeter	
	Min.	Max.		Min.	Max.
A	29.7	30.3	J	0.6	0.8
B	19.7	20.3	K	7.3	7.7
C	4.4	4.8	L	2.0	2.4
D	17.0	18.0	M	9.8	10.2
E	3.0 x 45°		N	2.3	2.7
F	3.1	3.4	P	3.6	4.2
G	-	5.1	Q	10.8	11.2
H	2.5	2.9	R	3.1	3.4
I	0.9	1.1	S	3.4	3.8

MAXIMUM RATINGS AND ELECTRICAL CHARACTERISTICS

(Rating 25°C ambient temperature unless otherwise specified. Single phase half wave, 60Hz, resistive or inductive load.
For capacitive load, de-rate current by 20%.)

Parameter	Symbol	Part Number							Unit
		GBJ 50005	GBJ 5001	GBJ 5002	GBJ 5004	GBJ 5006	GBJ 5008	GBJ 5010	
Maximum Recurrent Peak Reverse Voltage	V_{RRM}	50	100	200	400	600	800	1000	V
Maximum RMS Bridge Input Voltage	V_{RMS}	35	70	140	280	420	560	700	V
Maximum DC Blocking Voltage	V_{DC}	50	100	200	400	600	800	1000	V
Maximum Average Forward (with heat sink ²) Rectified Current @ $T_C=100^\circ\text{C}$ (without heat sink)	$I_{(AV)}$	50							A
Peak Forward Surge Current 8.3 ms Single Half Sine-Wave Super Imposed on Rated Load (JEDEC Method)	I_{FSM}	400							A
Maximum Forward Voltage @ 25A DC	V_F	1.1							V
Maximum DC Reverse Current at Rated DC Blocking Voltage	$T_J=25^\circ\text{C}$	10.0							μA
	$T_J=125^\circ\text{C}$	500							
I^2t Rating for Fusing ($t<8.3\text{ms}$)	I^2t	660							A^2s
Typical Thermal Resistance ¹	$R_{\theta JC}$	1.5							$^\circ\text{C}/\text{W}$
Operating and Storage temperature range	T_J, T_{STG}	-55~150							$^\circ\text{C}$

Notes :

1. Thermal resistance from junction to case with units mounted on heat sink.
2. Device mounted on 300mm*300mm*1.6mm Cu plate heat sink.

RATINGS AND CHARACTERISTIC CURVES

FIG.1-FORWARD CURRENT DERATING CURVE

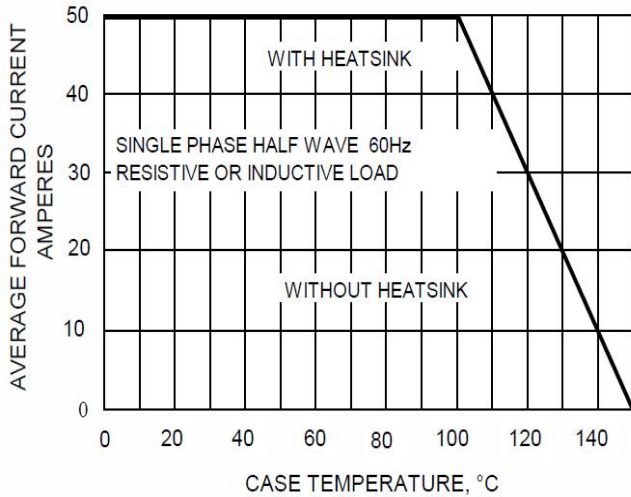


FIG.2-MAXMUN NON-REPETITIVE SURGE CURRENT

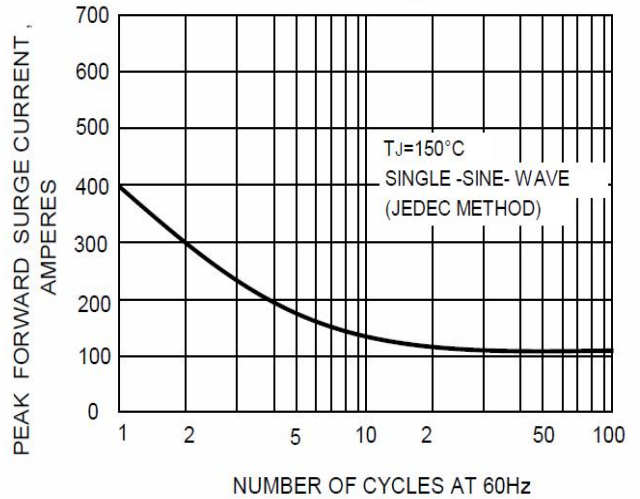


FIG.3-TYPICAL FORWARD CHARACTERISTICS

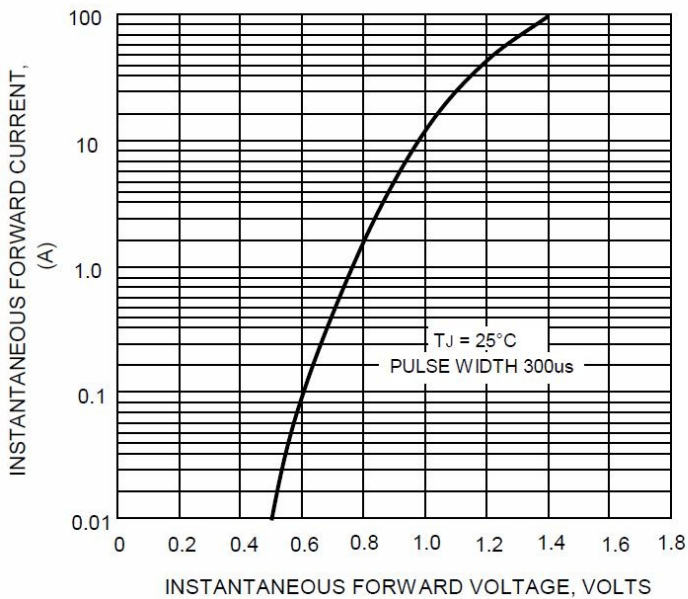


FIG.4-TYPICAL REVERSE CHARACTERISTICS

