

# Voltage Controlled Oscillator

# Model HV71T-3

# Model HV71SM-32

## Optical Clock Recovery

## 2.488 MHz

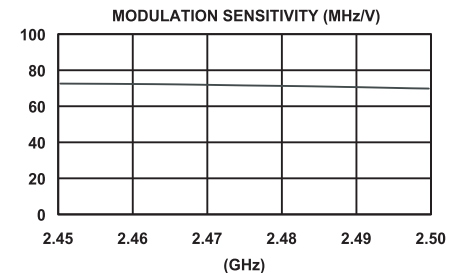
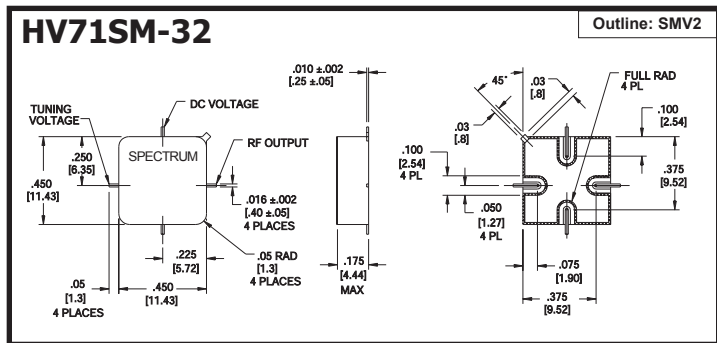
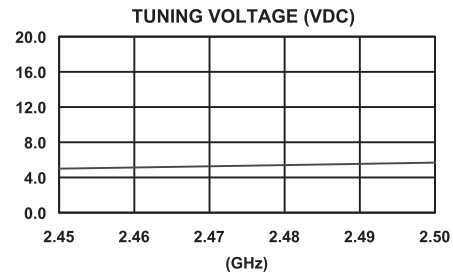

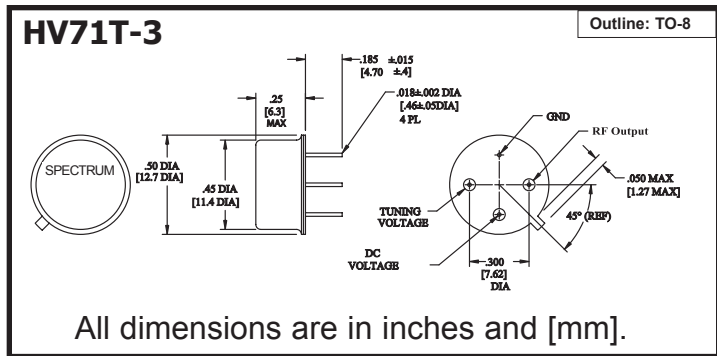
### Electrical Specifications:<sup>(1)</sup>

Parameter	Specifications
Frequency Range	2.488 GHz
Power Output at 25°C (50 Ohm load)	+10 dBm, min.
Power Output Variation vs. Temperature	1.0 dB, typical
Frequency Drift vs. Temperature <sup>(2)</sup>	70 MHz, typical
Frequency Pulling (12 dB Return Loss)	30 MHz, typical
Frequency Pushing	8 MHz/V, typical
Tuning Voltage Limits	+4 to +8 VDC
SSB Phase Noise (50 kHz offset)	-87 dBc/Hz, typical
Harmonics <sup>(3)</sup>	-15 dBc, typical
Spurious	-60 dBc, max.
Bias Voltage <sup>(4)</sup>	+12 VDC ±1%
Bias Current <sup>(5)</sup>	55 mA, typical
Operating Temperature	0 to +85 °C

### Notes:

- Specifications guaranteed over the operating temperature range. Those specifications indicated as typical are not guaranteed. Plots exemplify typical performance at +25°C
- Total frequency drift over the full temperature range.
- Worst case harmonics over the frequency range.
- Alternate bias voltages available.
- Lower bias current available.
- Military screening available.

### Typical Performance at 25°C



Spectrum Microwave · 2144 Franklin Drive N.E. · Palm Bay, FL 32905 · PH (888) 553-7531 · Fax (888) 553-7532

www.SpectrumMicrowave.com Spectrum Microwave (Europe) · 2707 Black Lake Place · Philadelphia, PA 19154 · PH (215) 464-4000 · Fax (215) 464-4001