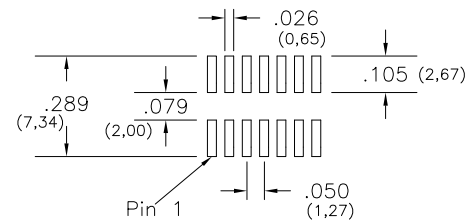
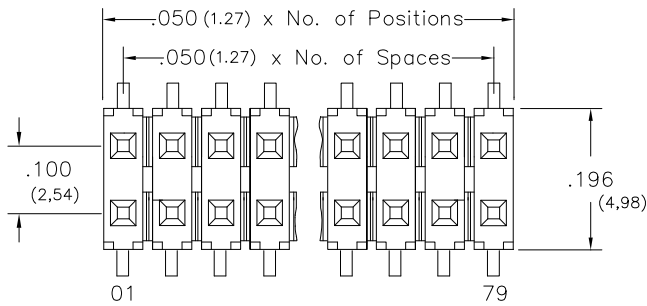
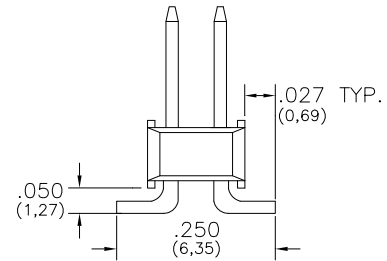
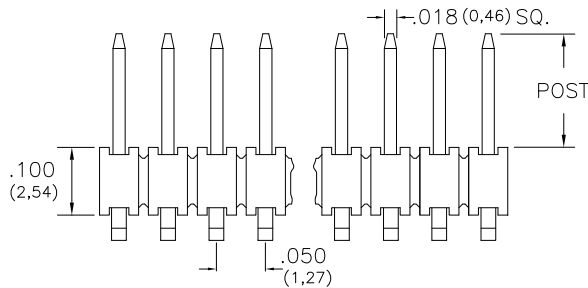


# Major League Electronics .050x.100 cl Terminal Strip Headers - Surface Mount - Vertical - Custom

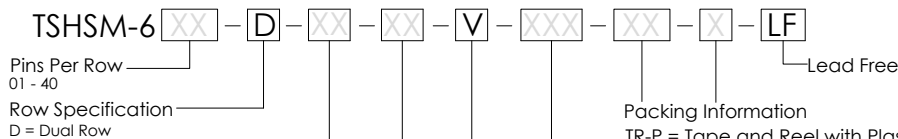


Recommended P.C. Board Layout



Tails may be clipped to achieve desired pin length

## Ordering Information



Pin Options		
Post Height		
.100	2.54mm	04
.125	3.18mm	06
.190	4.83mm	08
.205	5.13mm	10
.230	5.84mm	12
.285	7.24mm	14
.335	8.51mm	16
.390	9.91mm	18
.405	10.29mm	20
.430	10.92mm	22
.485	12.32mm	24
.535	13.59mm	26
.605	15.37mm	28
.655	16.64mm	30

**Packing Information**  
 TR-P = Tape and Reel with Plastic Pick and Place pad  
 TB-P = Tube with Plastic Pick and Place pad  
 TB-0 = Tube without Pick and Place Pad  
 If left blank, packaging at MLE's discretion  
 Pad may be metal, mylar or plastic

**Polarized Position**  
 Leave blank if not needed  
 If required, specify empty pin position, e.g. 012 for Pin 12

**Vertical**

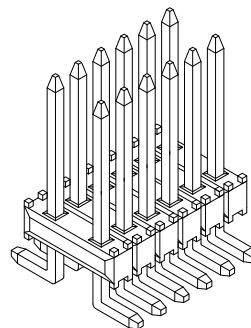
Plating Options	
G	10µ Gold on Contact Area / Flash on Tail
T	Matte Tin All Over
GT	10µ Gold on Contact Area / Matte Tin on Tail
H	30µ Gold on Contact Area / Matte Tin on Tail
F	Gold Flash over Entire Pin

## Specifications

Current Rating: 1.0 Ampere  
 Insulation Resistance: 1000MΩ Min.  
 Dielectric Withstanding: 300V AC  
 Contact Resistance: 20 mΩ Max.  
 Operating Temperature: -40°C to + 105°C  
 Max. Process Temperature:  
 Peak: 260°C up to 10 secs.  
 Process: 230°C up to 60 secs.  
 Wave: 260°C up to 6 secs.  
 Reflow: 260°C up to 10 secs.  
 Manual Solder: 350°C up to 5 secs.

## Materials

Contact Material: Phosphor Bronze  
 Insulator Material: Nylon 6T  
 Plating: Au or Sn over 50µ" (1.27) Ni



Mates with:  
 LSSHs,  
 SMSS,  
 SSHS

Products cut to specific sizes are uncancellable/nonreturnable

Parts are subject to change without notice

**TSHSM-6-DV SERIES**

Terminal Strip Headers - Surface Mount

05 FEB 07

Scale  
 NTS

UNLESS OTHERWISE SPECIFIED  
 DIMENSIONS IN INCHES (MM)  
 TOLERANCES ARE:

ONE PLACE DECIMALS ±.100  
 TWO PLACE DECIMALS ±.010  
 THREE PLACE DECIMALS ±.005  
 FOUR PLACE DECIMALS ±.0020  
 ANGLES  
 ±5°



4235 Earnings Way, New Albany, Indiana, 47150, USA  
 1-800-782-3486 (USA/Canada/Mexico)  
 Tel: 812-944-7244  
 Fax: 812-944-7268  
 E-mail: mle@mlelectronics.com  
 Web: www.mlelectronics.com

Revision  
 B

Sheet  
 1/2

# Revisions

Revision B - (25th October 2010)

Correction to dimension from bottom of insulator to bottom of pin, height change from .50 to .050 (1.27).

Products cut to specific sizes are uncancellable/nonreturnable

Parts are subject to change without notice

**TSHSM-6-DV SERIES**

Terminal Strip Headers - Surface Mount

**05 FEB 07**

Scale  
NTS

UNLESS OTHERWISE SPECIFIED  
DIMENSIONS IN INCHES (MM)  
TOLERANCES ARE:

ONE PLACE DECIMALS ±.100  
TWO PLACE DECIMALS ±.010  
THREE PLACE DECIMALS ±.005  
FOUR PLACE DECIMALS ±.0020

ANGLES  
±3°



4235 Earnings Way, New Albany, Indiana, 47150, USA  
1-800-782-3486 (USA/Canada/Mexico)

Tel: 812-944-7244  
Fax: 812-944-7268

E-mail: [mle@mlelectronics.com](mailto:mle@mlelectronics.com)  
Web: [www.mlelectronics.com](http://www.mlelectronics.com)

Revision  
B

Sheet  
2/2