


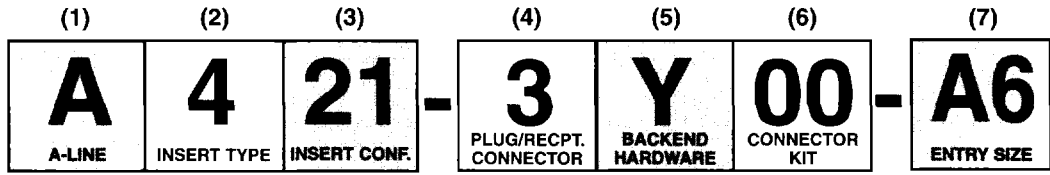
A-Line® Product Ordering Guide



**Sample Part No.
A421-3Y00-A6:**

equals 21 pin, male connector kit equipped with 75° cable adapter and basketweave strain relief sized for cable O.D. of .625" to .750".

Connector Kits



(1) A-Line	(2) Insert Type	(3) Insert Configuration	(4) Panel Mount Receptacle (1) Male (2) Female	(5) Connector Backend Hardware	(6) Calls Out Connector Kit Only	(7) ENTRY SIZE
	5=20 AWG 4=16 AWG (GND) 3=16 AWG 2=12 AWG (GND) 1=12 AWG	Consult Pages 5-6	Plug (3) Male (4) Female	(D) Straight Cable Adapter Plain (K) Straight Cable Adapter w/ Basketweave		
			In-line Flanged Receptacle (5) Male (6) Female	(T) Threaded Conduit Adapter		
			In-line Receptacle (7) Male (8) Female	(X) 75° Cable Adapter (Y) 75° Cable Adapter w/ Basketweave (P) Panel Mount		


MIN.	MAX.	NPT SIZE For Threaded Adapters	ENTRY SIZE	INCHES
.062	.125	1/8	A1	
.125	.250	1/4	A2	
.250	.375	3/8	A3	
.375	.500	1/2	A4	
.500	.625		A5	
.625	.750	3/4	A6	
.750	.875		A7	
.875	1.000	1	A8	
1.000	1.125		B1	
1.125	1.250	1-1/4	B2	
1.250	1.375		B3	
1.375	1.500	1-1/2	B4	
1.500	1.625		B5	
1.625	1.750		B6	
1.750	1.875		B7	

NOTE: Omit the Entry Size selection's last two digits from the part number when ordering a panel mount or dummy adapter.

Insert Gender / Hardware Style Selection



Insert Configuration Selection



Entry Size Selection

