

A70P

SEMICONDUCTOR PROTECTION FUSES



A70P Amp-trap® Form 101 Semiconductor Protection fuses were developed for higher voltage AC and DC drives, UPS systems, reduced voltage motor starters and similar applications where lower I^2t and superior reliability were needed. A70P is a very popular fuse, available in a wide range of ratings. Typically used for replacement.

Features/Benefits

- **Low I^2t** minimizes damage to protected components on short circuit
- **Controlled arc voltage** reduces stress to circuit components during fuse clearing
- **Choice of mounting types** helps in equipment design

Ratings

- **AC:** 10-1000A
700VAC, 100kA I.R.
- **DC:** 10-800A
650VDC, 100kA I.R.
L/R=10ms

Approvals

- UL Recognized Component
UL File E60314
- AC: Guide No. JFHR2 (10-1000A)
- DC: Tested to UL Standard 198L parameters (10-800A)

HIGHLIGHTS:

- Very Fast Acting
- Current Limiting
- Low I^2t
- Indicator Options Available

APPLICATIONS:

- Protection of 700V or less DC drives, UPS, inverters, reduced voltage starters, etc.



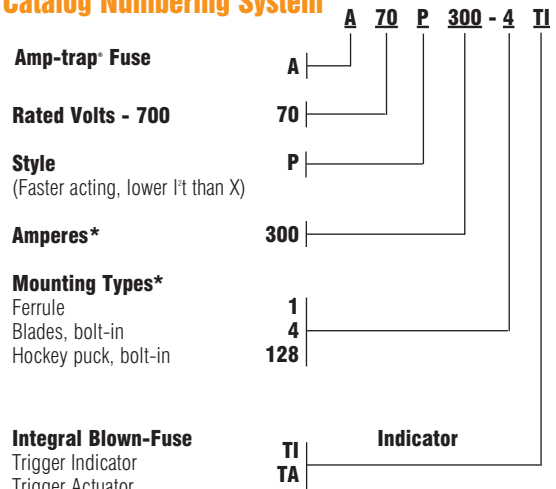
Single Pole Fuse Blocks for A70P Fuses

FUSE AMPERE RATING	FUSE BLOCK CATALOG NUMBER
10-30 (Type 1)	70316
31-60	P243C
61-100	P243C
101-200	P266A
201-400	P266A
401-600	P266F
601-800	1SC375



*Contact technical services for application data.

Catalog Numbering System



* For ampere ratings and types not listed, consult the factory.

A70P

SEMICONDUCTOR PROTECTION FUSES

Standard Fuse Ampere Ratings, Catalog Numbers

AMPERE RATING	CATALOG NUMBER	OUTLINE FIG.	AMPERE RATING	CATALOG NUMBER	OUTLINE FIG.	AMPERE RATING	CATALOG NUMBER	OUTLINE FIG.
10	A70P10-1	1	80	A70P80-4	3	300	A70P300-4	3
10	A70P10-4	2	80	A70P80-4TA	4	350	A70P350-4	3
15	A70P15-1	1	80	A70P80-4TI	3	400	A70P400-4	3
15	A70P15-4	2	90	A70P90-4	3	400	A70P400-4TA	4
20	A70P20-1	1	100	A70P100-4	3	400	A70P400-4TI	3
25	A70P25-1	1	100	A70P100-4TA	4	450	A70P450-4	3
25	A70P25-4	2	125	A70P125-4	3	500	A70P500-4	3
30	A70P30-1	1	125	A70P125-4TA	4	600	A70P600-4	3
30	A70P30-4	2	150	A70P150-4	3	600	A70P600-4TA	4
35	A70P35-4	3	150	A70P150-4TA	4	600	A70P600-4TI	3
40	A70P40-4	3	150	A70P150-4TI	3	700	A70P700-4	5
40	A70P40-4TA	4	175	A70P175-4	3	700	A70P700-4TI	5
40	A70P40-4TI	3	200	A70P200-4	3	800	A70P800-4	5
50	A70P50-4	3	200	A70P200-4TA	4	800	A70P800-4TI	5
60	A70P60-4	3	200	A70P200-4TI	3	900	A70P900-4	6
60	A70P60-4TA	4	225	A70P225-4	3	1000	A70P1000-4	6
60	A70P60-4TI	3	250	A70P250-4	3	1200	A70P1200-4	7
70	A70P70-4	3	250	A70P250-4TA	4			
70	A70P70-4TI	3	250	A70P250-4TI	3			

For ampere ratings and styles not listed, call Technical Services.

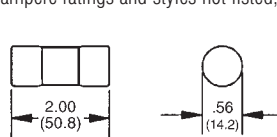


Figure 1

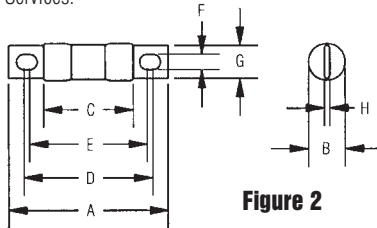


Figure 2

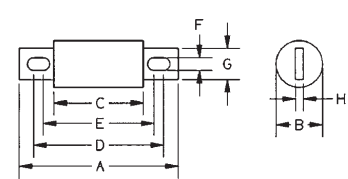


Figure 3

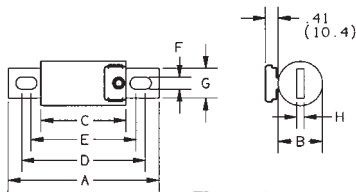


Figure 4

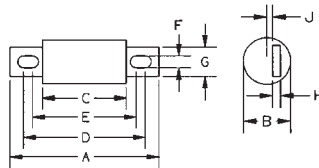


Figure 5

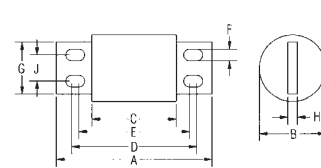


Figure 6

Dimensions

OUTLINE REF.	MOUNTING TYPE	FIG.	DIMENSIONS - INCHES (mm)										
			A	B	C	D	E	F	G	H	J	K	
A70P10 to 30	1	1	2.00 (50.8)	.56 (14.2)	-	-	-	-	-	-	-	-	-
A70P10 to 30	4	2	2.88 (73.2)	.56 (14.2)	1.88 (47.8)	2.50 (63.5)	-	.27 (6.9)	.41 (10.4)	-	-	-	-
A70P35 to 60	4, 4TA*, 4TI	3, 4*	4.38 (111)	1.00 (25.4)	2.88 (73.2)	3.69 (93.7)	3.56 (90.4)	.31 (7.9)	.75 (19.1)	.06 (1.5)	-	-	-
A70P70 to 100	4, 4TA*, 4TI	3, 4*	4.38 (111)	1.22 (31.0)	2.88 (73.2)	3.69 (93.7)	3.56 (90.4)	.31 (7.9)	1.00 (25.4)	.19 (4.8)	-	-	-
A70P125 to 200	4, 4TA*, 4TI	3, 4*	5.09 (129)	1.50 (38.1)	2.84 (72.1)	4.16 (106)	3.53 (89.7)	.41 (10.4)	1.00 (25.4)	.25 (6.4)	-	-	-
A70P225 to 400	4, 4TA*, 4TI	3, 4*	5.09 (129)	2.00 (50.8)	2.84 (72.1)	4.16 (106)	3.53 (89.7)	.41 (10.4)	1.50 (38.1)	.24 (6.4)	-	-	-
A70P450 to 600	4, 4TA*, 4TI	3, 4*	7.09 (180)	2.50 (63.5)	2.84 (72.1)	5.25 (133)	4.94 (125)	.53 (13.5)	2.00 (50.8)	.38 (9.7)	-	-	-
A70P700 to 800	4, 4TI	5	6.81 (173)	2.88 (73.2)	3.31 (84.1)	5.31 (135)	-	.63 (16.0)	2.00 (50.8)	.38 (9.7)	.31 (7.9)	-	-
A70P900 to 1000	4, 4TI	6	7.59 (193)	3.50 (88.9)	3.84 (97.5)	5.97 (152)	5.22 (133)	.63 (16.0)	2.75 (69.9)	.50 (12.7)	1.38 (35.1)	-	-
A70P1200	4	7	10.84 (275.4)	4.5 (114.3)	3.84 (97.6)	6.84 (173.7)	5.84 (148.3)	9.34 (237.3)	9.59 (243.6)	3.5 (88.9)	.63 (15.9)	.75 (19.1)	-

* Optional Trigger Actuator (TA)