

# .025"sq TERMINAL STRIPS TSW SERIES

Mates with:  
SSW, SSQ, ESW, ESQ,  
BCS, BSW, IDSD, IDSS,  
CES, SLW

## SPECIFICATIONS

For complete specifications see [www.samtec.com?TSW](http://www.samtec.com?TSW)

### TSW

**Insulator Material:** Black Glass Filled Polyester  
**Terminal Material:** Phosphor Bronze  
**Plating:** Au or Sn over 50µ" (1,27µm) Ni  
**Operating Temp Range:** -55°C to +125°C with Gold  
-55°C to +105°C with Tin  
**Voltage Rating:** 550 VAC mated with SSW; 500 VAC mated with BCS or ESQ; 450 VAC -RA/-RE mated with BCS or SSM  
**RoHS Compliant:** Yes



CURRENT RATING	
AMBIENT TEMPERATURE	TSW mated with SSW
20°C	7A
40°C	6A
60°C	4A
80°C	3A

**Processing:**  
Lead-Free Solderable:  
Wave Only

## SPECIFICATIONS

For complete specifications see [www.samtec.com?HTSW](http://www.samtec.com?HTSW)

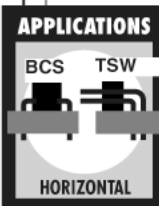
### HTSW

Same as TSW except:  
**Insulator Material:** Natural Liquid Crystal Polymer



### Processing:

**Max Processing Temp:** 230°C for 30 to 60 seconds, or 260°C for 20 seconds 3x  
**Lead-Free Solderable:** Yes



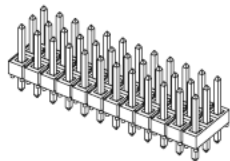
**Note:** Some lengths, styles and options are non-standard, non-returnable.

TYPE STRIP	PIN CENTERS	NO. PINS PER ROW
TSW = Standard Strip	-1 = .100" (2,54mm) Centers, All Positions Filled	01 thru 50 = .100" (2,54mm) Center Version
HTSW = Hi-Temp Strip	-2 = .200" (5,08mm) Centers, Every Other Position Filled	

Version	Dimensions	Pin Style	Options
Straight Pin Versions	01: (2,54) .100 x No. of Positions	(2,54) .100	-S
	02: (5,08) .200	(2,54) (5,02) .100	-D
	03: (7,62) .300	(2,54) .100	-T
	01: (7,62) .300	(5,08) (7,56) .200 .298	-Q
Right Angle Versions	01: (3,02) .119 (1,78) .070	(2,54) .100	-S
	02: (5,56) .219 (1,78) .070	(2,54) .100 (6,10) .240	-D
	03: (8,12) .320 (1,78) .070	(2,54) .100 (6,10) .319	-T
	01: (8,12) .320 (1,78) .070	(5,08) .200 (6,10) .319	-Q


Due to technical progress, all designs, specifications and components are subject to change without notice.

WWW.SAMTEC.COM

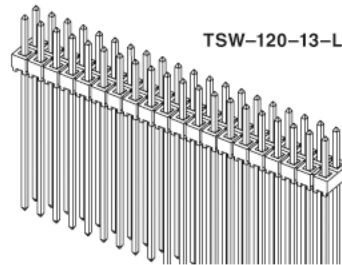


TSW-112-07-G-T

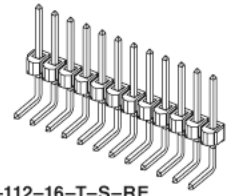
TSW-109-09-S-D-RA



TSW-120-13-L-D



TSW-112-16-T-S-RE



**LEAD STYLE**

**PLATING OPTION**

**ROW OPTION**

**OTHER OPTIONS**

**ALSO AVAILABLE**

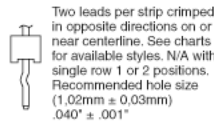
- F**  
= Gold flash on contact area, Matte Tin on tail
- L**  
= 10µ" (0,25µm) Gold on contact area, Matte Tin on tail
- G**  
= 10µ" (0,25µm) Gold on contact area, Gold flash on balance
- T**  
= Matte Tin
- S**  
= 30µ" (0,76µm) Gold on contact area, Matte Tin on tail



- S**  
= Single Row
- D**  
= Double Row
- T**  
= Triple Row
- Q**  
= Double Row (5,08mm) .200" row space

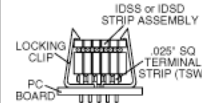
**-RA or -RE**  
= Right Angle

**-LL** = Locking Lead



**-LA**  
= -RA Option with -LL Option

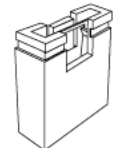
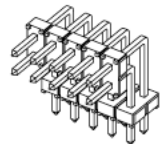
**-LC**  
= Locking Clip (Styles -08 thru -13 & -22 only)



Requires 4 pin minimum (NA with -T, -Q, -RA or -RE)

**-"XXX"**  
= Polarized Position

Elevated Right Angle option. Call Samtec.



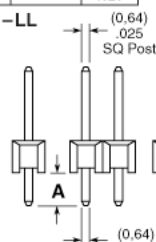
Shunts See SNT Series

**Straight Pin Versions**  
(Specify "LEAD STYLE" from chart)

STYLE	A	B	C
* -05	(3,30) .130	(8,51) .335	(2,67) .105
* -06	(2,41) .095	(7,62) .300	(2,67) .105
* -07	(2,54) .100	(10,92) .430	
* -08	(5,08) .200	(13,46) .530	
* -09	(10,16) .400	(18,54) .730	(5,84) .230
* -10	(12,70) .500	(21,08) .830	
* -11	(15,24) .600	(23,62) .930	
* -12	(17,78) .700	(26,16) 1,030	
* -13	(22,86) .900	(31,24) 1,230	
* -14	(2,79) .110	(13,46) .530	(8,13) .320
* -15		(18,54) .800	(13,21) .520
* -16	(7,87) .310	.730	(8,13) .320
* -17	(2,79) .110	(21,08) .830	(15,74) .620

STYLE	A	B	C
* -18		(23,62) .930	(18,29) .720
* -19	(2,79) .110	(26,16) 1,030	(20,83) .820
* -20		(31,24) 1,230	(25,91) 1,020
* -21		(36,32) 1,430	(30,99) 1,220
* -22	(7,62) .300	(16,00) .630	(5,84) .230
* -23	(2,92) .115	(11,30) .445	
* -24	(5,33) .210	(12,15) .480	(6,73) .265
* -25	(3,20) .126	(16,00) 1,158	(8,13) .320
* -26	(25,40) 1,000	(33,78) 1,330	(5,84) .230
* -27	(20,32) .800	(28,70) 1,130	
* -28	(23,11) .910	(33,78) 1,330	(8,13) .320
* -29	(18,03) .710	(28,70) 1,130	
* -30	(0,89) .035	(9,27) .365	(5,84) .230
* -41+	(1,27) .050	(11,94) .470	(8,13) .320

\*Available with -LL (Locking Lead) Option



\*\*Except: Style -26 (0,46) .018 DIA Tail

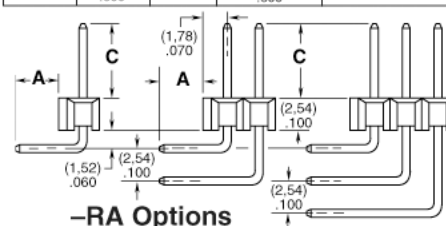
+ Style -41 & -42 available with HTSW only.

**Right Angle Versions**  
(Specify "LEAD STYLE" from chart)

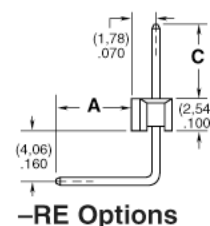
-RA LEAD STYLE	SINGLE (-S)		DOUBLE (-D)		TRIPLE (-T & -Q)	
	A	C	A	A	A	A
* -08	(2,29) .090		(2,29) .090	(2,29) .090		
* -09	(7,37) .290		(7,37) .290	(7,37) .290		
-10	(9,91) .390	(5,84) .230	(9,91) .390	(9,91) .390		(5,84) .230
-11	(12,45) .490		(12,45) .490	(12,45) .490		
-12	(14,99) .590		(14,99) .590	(14,99) .590		
-13	(20,07) .790		(20,07) .790		N/A	
* -16	(5,08) .200	(8,13) .320	(5,08) .200	(5,08) .200		
-21	(25,15) .990	(5,84) .230	N/A	N/A		
* -22	(4,83) .190		(4,83) .190	(4,83) .190		(5,84) .230
* -25	(2,54) .100	(8,13) .320	(2,54) .100	(2,54) .100		
-27	(22,61) .890	(5,84) .230	N/A	N/A		
-28	(17,53) .690		(17,53) .690		N/A	
-29	(20,32) .800	(8,13) .320	N/A	N/A		
-30	(15,24) .600		(15,24) .600			

-RE LEAD STYLE	SINGLE A	C
* -09	(4,83) .190	
-10	(7,37) .290	
-11	(9,91) .390	(5,84) .230
-12	(12,45) .490	
-13	(17,53) .690	
-16	(2,54) .100	(8,13) .320
-21	(22,61) .890	
-22	(2,29) .090	(5,84) .230
-27	(20,07) .790	
-28	(14,99) .590	

\*Available with -LA (Locking Lead) Option



-RA Options



-RE Options

Due to technical progress, all designs, specifications and components are subject to change without notice.

**WWW.SAMTEC.COM**