








Circular Connectors

Belling Lee



SCREENED LATCHING DIN STYLE CONNECTORS

Type	SCREENED PLUG (MONOBLOC)	SCREENED FREE SOCKET	PRINTED CIRCUIT SOCKET	RIGHT ANGLE PRINTED CIRCUIT SOCKET	RIGHT ANGLE CARD EDGE SOCKET
Part Number	L1904/FP	L1904/FS	L1904/PCS	L1904/RPCS	L1904/PCR
					
Voltage	Will withstand a test voltage of 1.5KV ac for 1 minute without breakdown				
Rated Current	2A	2A	2A	2A	2A
Number of Contacts	3, 4, 5, 6 7 & 8 poles	3, 4, 5, 6 7 & 8 poles	5, 6, 7 & 8 poles	5, 6, 7 & 8 poles	5, 6, 7 & 8 poles





LATCHING continued

Type	PANEL MOUNTING SOCKET	FLUSH MOUNTING SOCKET
Part Number	L1904/CS	L1904/CSF
		
Voltage	As above	As above
Rated Current	2A	2A
Number of Contacts	3, 4, 5, 6, 7 & 8 poles	3, 4, 5, 6, 7 & 8 poles

STANDARD CONNECTORS

FREE PLUG	BULKHEAD SOCKET
PRC04	PRC04
	
350 to 400V ac	350 to 400V ac
3 to 10A	3 to 10A
8, 12, 14, 19, 21 & 37 poles	8, 12, 14, 19, 21 & 37 poles

STANDARD CONNECTORS

Type	FREE PLUG	BULKHEAD SOCKET	FREE PLUG	BULKHEAD SOCKET
Part Number	PRC05	PRC05	PRC03	PRC03
				
Voltage	150 to 300V ac	150 to 300V ac	350 to 600V ac	350 to 600V ac
Rated Current	2A	2A	5 to 10A	5 to 10A
Number of Contacts	2, 3, 5, 6, 8 & 12 poles	2, 3, 5, 6, 8 & 12 poles	2, 3, 4, 5 & 7 poles	2, 3, 4, 5 & 7 poles