


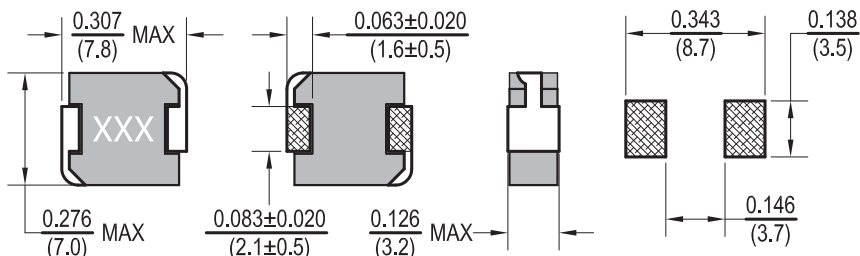


Power Choke High Current

PCHC63H



Dimensions: $\frac{\text{Inches}}{\text{(mm)}}$



Allied Part Number	Inductance (μ H)	Tolerance (%)	Test Freq. KHz, 1v	DCR (Ω) Max	Isat (A)	Irms (A) Max.
PCHC63H-R33M-RC	0.33	20	100	3.9	30	20
PCHC63H-R47M-RC	0.47	20	100	4.2	26	17.5
PCHC63H-R68M-RC	0.68	20	100	5.5	23	15.5
PCHC63H-1R0M-RC	1.00	20	100	10	16	11
PCHC63H-1R5M-RC	1.50	20	100	15	14	9
PCHC63H-2R2M-RC	2.20	20	100	20	12	8
PCHC63H-3R3M-RC	3.30	20	100	30	10	6
PCHC63H-4R7M-RC	4.70	20	100	40	6.5	5.5
PCHC63H-6R8M-RC	6.80	20	100	60	6	4.5
PCHC63H-100M-RC	10	20	100	105	4.5	3

All specifications subject to change without notice.

Features

- Magnetically shielded construction
- High saturation current up to 30A
- Expanding operating temp range
- Low DCR resistance
- Suitable for pick and place

Electrical

Inductance Range: .33 μ H to 10 μ H
Available in tighter tolerances

Tolerance: 20% over entire range,

Test Frequency: 100KHz, 1.0Vdc

Operating Temp: -55°C ~ +125°C

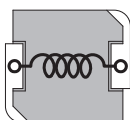
Storage Temp: -55°C ~ +125°C

Temp rise: $\Delta T=40^\circ\text{C}$ Typical at rated I_{rms} with out core loss.

Part temperature should not exceed 125°C including temperature rise.

Inductance drop: 20% typical at rated Isat

Schematic



Resistance to Soldering Heat

Pre-Heat 150°C, 1 minute.

Solder Composition: Sn/Ag3.0/Cu0.5

Solder Temp: 260°C \pm 5°C

Immersion Time: 10 sec. \pm 1 sec.

Test Equipment

(L): HP 4284A LCR meter or equivalent

(DCR): CH16502, Agilent 33420A Micro-Ohm meter

(IDC): 3260B WK & DC Bias 3265B WK

Physical

Packaging: 1000 pieces per 13 inch reel.

Marking: EIA Inductance Code