

2mm PIN STRIP HEADER

FEATURES

- Excellent for high density applications
- Minimizes PC board stacking height
- IR, vapor phase and wave solder compatible
- Insulator standoffs reduce rework due to flux residue
- Mates with Crane's ATM sockets; JNM jumpers

STANDARD PART DIMENSIONS

MATING		Single Row	Dual Row
P	POST 37	3,7mm/0.146"	3,7mm/0.146"
	POST 40	4,0mm/0.157"	4,0mm/0.157"
	POST ??	See Mating Post Data (next page)	

INSULATOR BODY		Single Row	Dual Row
W	WIDTH	2,0mm/0.079"	4,0mm/0.157"
H	HEIGHT	1,5mm/0.059"	1,5mm/0.059"
S	STANDOFF	0,2mm/0.008"	0,2mm/0.008"

PC TAIL		Single Row	Dual Row
L	LENGTH	3,0mm/0.118"	3,0mm/0.118"

For other lengths, see Selected Options (next page)

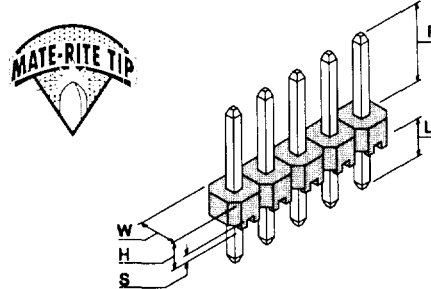
MATERIALS

INSULATOR BODY	High Temp. Thermoplastic (UL94V-0)
POST	Phosphor Bronze

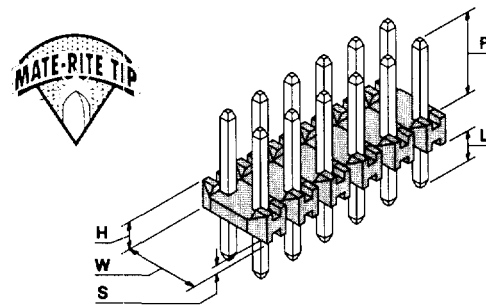
Specifications and Performance Data: Page 104

Mates with Crane's ATM Series SINGLE and DUAL row sockets.

SINGLE ROW (1 to 50 positions)



DUAL ROW (2 to 100 positions)



COMMON DECIMAL EQUIVALENTS

Decimal (inch)	Metric (mm)	Decimal (inch)	Metric (mm)
.001	0,03	.150	3,81
.005	0,13	.175	4,45
.010	0,25	.200	5,08
.015	0,38	.250	6,35
.020	0,51	.300	7,62
.025	0,64	.400	10,16
.030	0,76	.500	12,70
.050	1,27	.600	15,24
.075	1,91	.625	15,88
.079	2,00	.750	19,05
.100	2,54	.875	22,23
.120	3,05	.900	22,86
.125	3,18	1.000	25,40

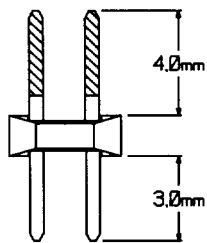


HOW TO ORDER CRANE'S PGM SERIES

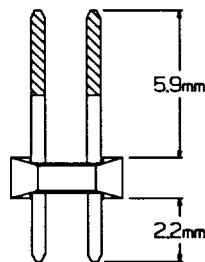
		STANDARD PART NUMBER				OPT.
				-		
PRODUCT SERIES	↑	PGM				
		↑				
TOTAL NUMBER OF POSITIONS	SINGLE	01 - 50				
	DUAL	02 - 100				
		↑				
NUMBER OF ROWS	SINGLE	S				
	DUAL	D				
		↑				
TYPE OF HEADER		STRAIGHT				S
						↑
PLATING (See Page 106)		CHOOSE G, T, or H, L, F				
Due to the number of options, not all platings are stocked for all pin lengths. Contact factory for availability.						
						↑
MATING POST DATA	MATING POST LENGTH					
		3,7mm				37
		4,0mm				40
		Post Length Needed (in tenths of mm's)				??
						↑
SELECTED TAIL OPTIONS (if other than 3,0mm std.)	TAIL LENGTH					
		2,3mm				T23
		4,3mm				T43
		Tail Length Needed (in tenths of mm's)				T??

EXAMPLES

PGMXXDS-G40



PGMXXDS-G59T22



Note: Standard Insulator color is black.

Sample Hotline: 1-800-676-7644

Crane Connectors • 4700 Smith Road • Cincinnati, Ohio 45212

