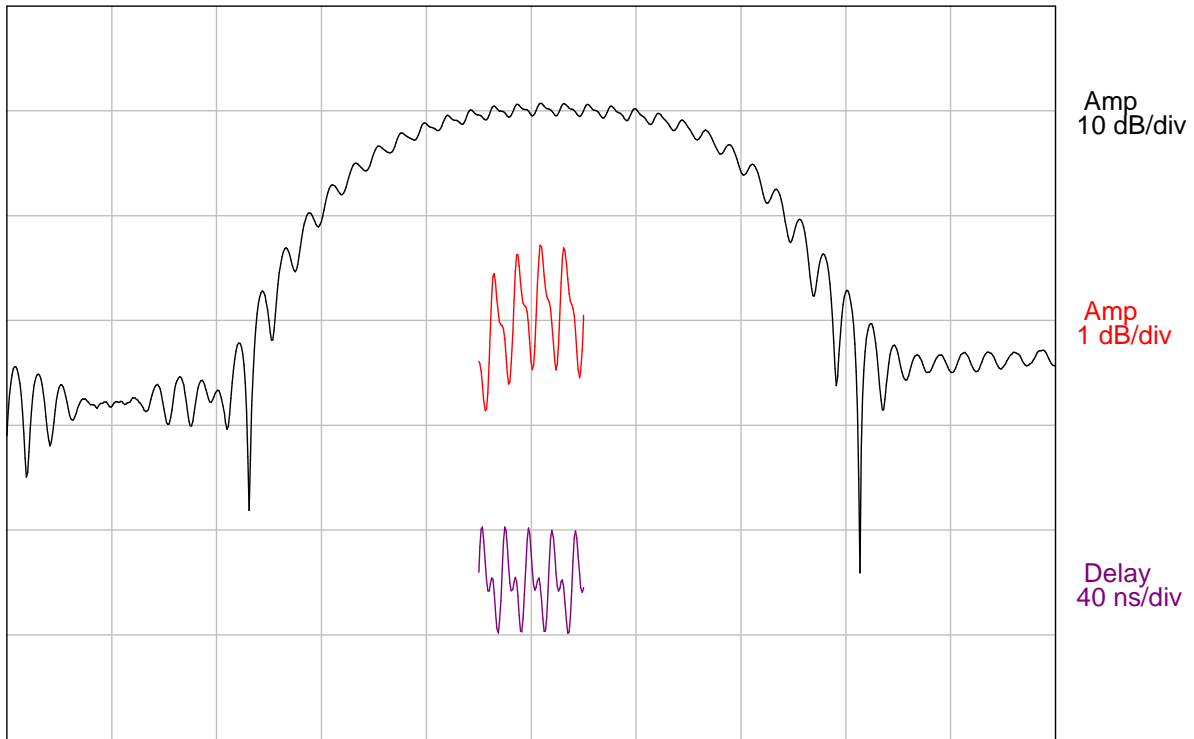


DESCRIPTION

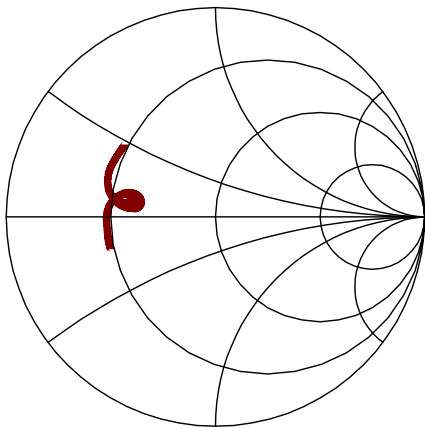
- 1575 MHz SAW delay line with 20 MHz bandwidth.
- 5 x 5 mm ceramic LCC package, 8 pads.
- RoHS compliant.

TYPICAL PERFORMANCE

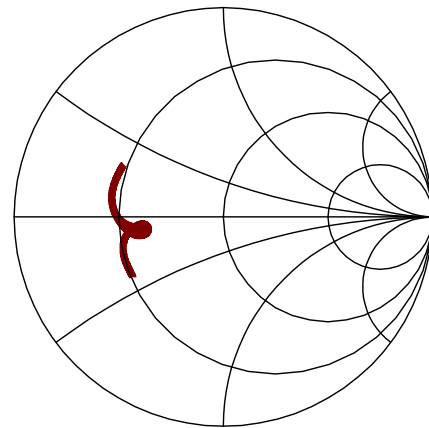


Center = 1575 MHz, 20 MHz/div (250 kHz incr)

S11 (1475-1675 MHz)



S22 (1475-1675 MHz)



SPECIFICATION

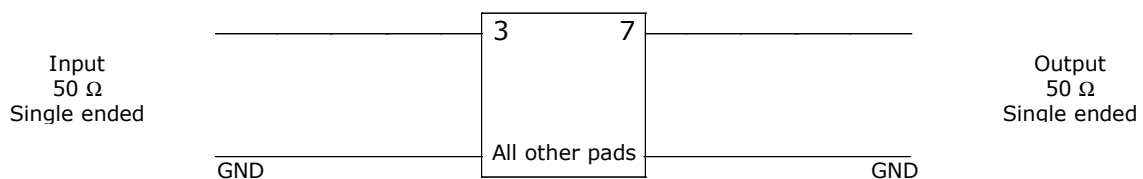
Parameter	Min	Typ	Max	Units
Center Frequency, F_c ¹	-	1575	-	MHz
Insertion Loss ²	-	19.3	23	dB
Passband Bandwidth ²	-	20	-	MHz
Passband Ripple (1565-1585 MHz)	-	1.5	2	dB p-p
Group Delay Ripple (1565-1585 MHz)	-	41	50	nsec
Device Delay	220	224	230	ns
Temperature Coefficient of Delay	-90			ppm/°C
Ambient Temperature	25			°C
System Source and Load Impedance	50			Ω

- Notes: 1. Reference frequency. Computed as mean of the 3 dB frequencies.
2. All dB values are referenced to the insertion loss value.

MAXIMUM RATINGS

Parameter	Min	Max	Units
Storage Temperature Range	-40	85	°C
Input Power Level	-	+10	dBm

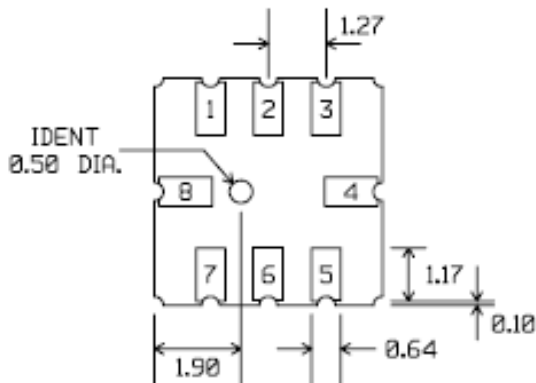
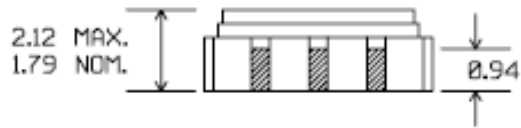
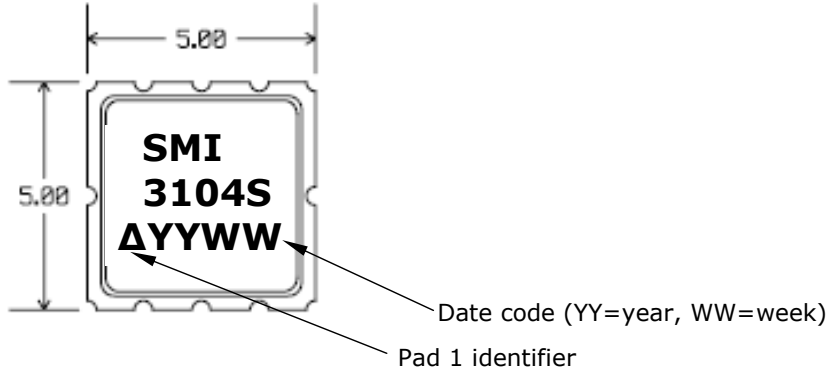
MATCHING CIRCUIT



Notes:

- External matching components are not required.
- Device is intended to operate in a 50 Ω single ended system.

PACKAGE OUTLINE



Units: mm

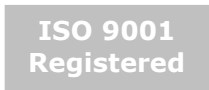
Tolerances are typically ± 0.15 mm except where indicated.

Pad Configuration:

Input: 3
 Output: 7
 Ground: All other pads

Package Material:

Body: Al_2O_3 ceramic
 Lid: Kovar, Ni plated
 Terminations: Au plating 1 μ m min, over a 1.3-8.9 μ m Ni plating



All specifications are believed to be accurate and reliable. However, Spectrum Microwave reserves the right to make changes without notice.
 © 2011 All rights reserved.