

# SD

D'Sub connectors - Stamped and Formed Contacts

## SOLDER-CUP TERMINATION STANDARD and HIGH DENSITY



### Spécifications

- Connectors according to: MIL C24308 - NFC 93425-HE5

Materials and platings	
<b>Shells</b>	Steel
<b>Insulator</b>	Glass-filled thermoplastic, UL 94V-0
<b>Pin contact</b>	Brass, selected gold in mating area; 2.54µm (100µ") min. tin on termination area over 1.27µm (50µ") min. nickel
<b>Socket contact</b>	Phosphor bronze, selected gold in mating area; 2.54µ (100µ") min. tin on termination area over 1.27µm (50µ") min. nickel
<b>Rear insert</b>	Brass, 2.54µm (100µ") min. nickel plated
<b>Screwlock</b>	Brass, 2.54µm (100µ") min. nickel plated (removable)

Electrical Data	
<b>Current rating</b>	Standard Density: 5A per contact High Density: 3A per contact
<b>Voltage rating</b>	250V AC/ rms 50Hz
<b>Withstanding voltage</b>	1000V AC/ rms 50Hz for one minute
<b>Insulation resistance</b>	1000MΩ at 500V DC
<b>Contact resistance</b>	20 mΩ max

Climatic Data	
<b>Operating temperature</b>	-55°C to +125°C
<b>Salt spray</b>	24 hours

Mechanical Data					
<b>Single contact insertion force</b>		0.54kg (1.19 lb) max			
<b>Single contact withdrawal force</b>		S D: 0.06kg (0.13lb) min H D: 0.02kg (0.044lb) min			
<b>Mating and unmating force</b> Unit: kg ( lb)					
No. of Cts		SD		HD	
SD	HD	Mate (max)	Unmate (min)	Mate (max)	Unmate (min)
9	15	3.05 (6.74)	0.36 (0.79)	3.81 (8.42)	0.52 (1.14)
15	26	5.09 (11.24)	0.46 (1.01)	5.95 (13.16)	1.05 (2.32)
25	44	8.44 (18.66)	0.81 (1.8)	9.26 (20.46)	1.37 (3.02)
37	62	12.51 (27.65)	1.1 (2.47)	13.48 (29.78)	1.76 (3.88)
50	78	14.65 (32.38)	1.6 (3.56)	15.82 (34.96)	2.02 (4.46)
<b>Standard plating thicknesses</b>		<ul style="list-style-type: none"> <li>gold flash,</li> <li>0.381µm (15µ") gold,</li> <li>0.76 µm (30µ") gold</li> </ul>			

### DESCRIPTION

The Amphenol "SD" series features precisionformed contacts, and insulator with closed entry contacts cavities.

This series gives you Amphenol's high standards of quality and reliability to meet all of your commercial requirements.

*Economical  
solder cup  
connectors*

### APPLICATIONS

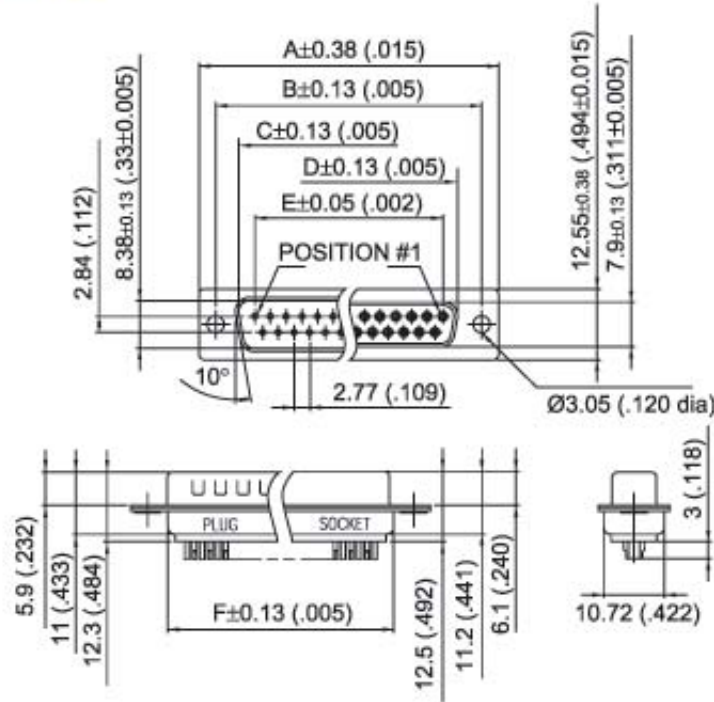
- Industrial
- Telecom
- Any industry standard I / O connections



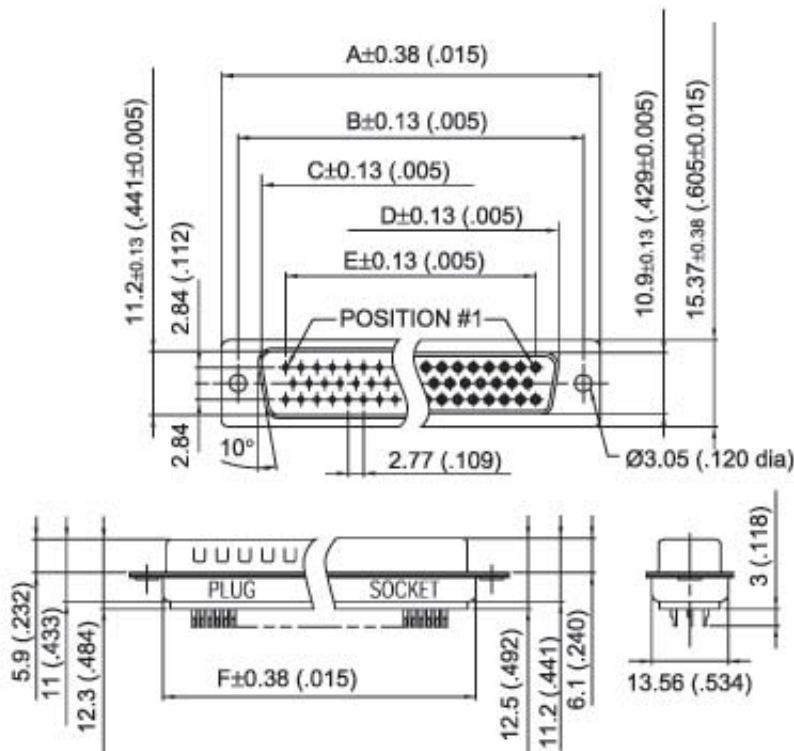
**Amphenol**

SD / E5

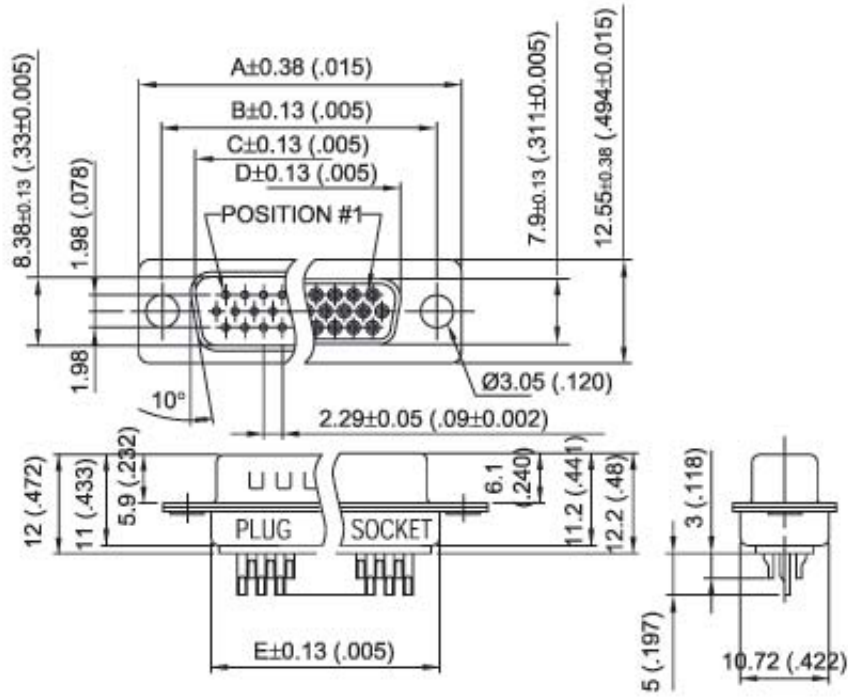
Standard Density



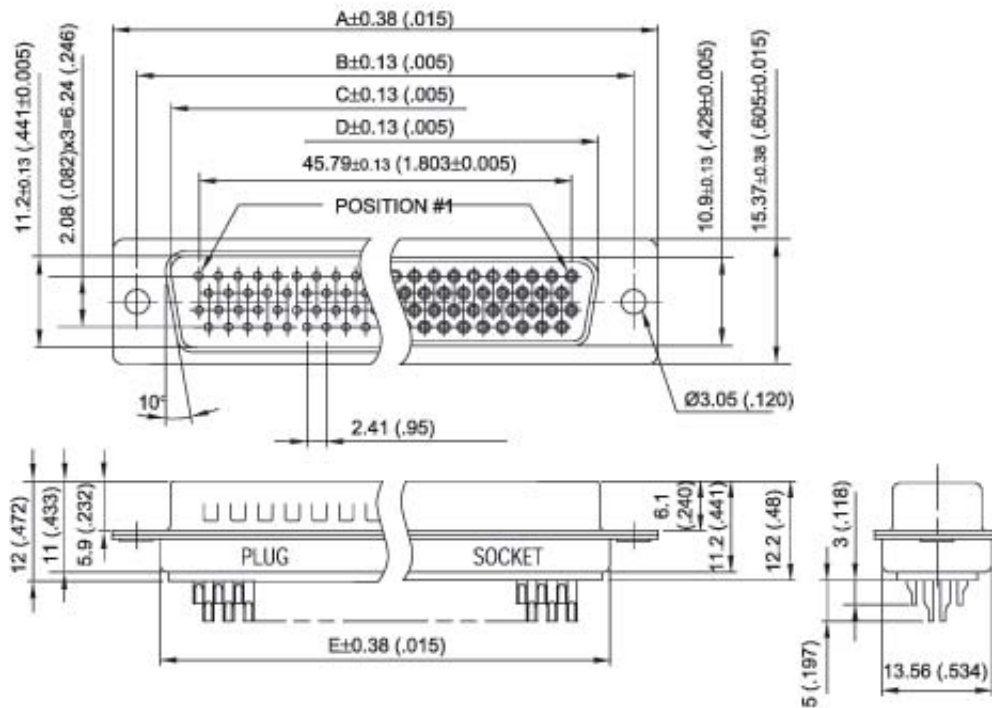
Nb OF CONTACTS	DIMENSIONS mm (inch)					
	A	B	C	D	E	F
9	30.84 (1.21)	24.99 (.98)	16.92 (.67)	16.24 (.64)	11.09 (.44)	19.28 (.76)
15	39.24 (1.54)	33.32 (1.31)	24.7 (.972)	24.56 (.97)	19.39 (.76)	27.51 (1.08)
25	53.04 (2.09)	47.04 (1.85)	38.96 (1.53)	38.38 (1.51)	33.24 (1.31)	41.30 (1.63)
37	69.32 (2.73)	63.50 (2.50)	55.42 (2.18)	54.76 (2.16)	49.86 (1.96)	57.71 (2.27)
50	67 (2.64)	61.11 (2.41)	52.86 (2.08)	52.34 (2.06)	44.32 (1.75)	55.3 (2.18)



50 CONTACTS

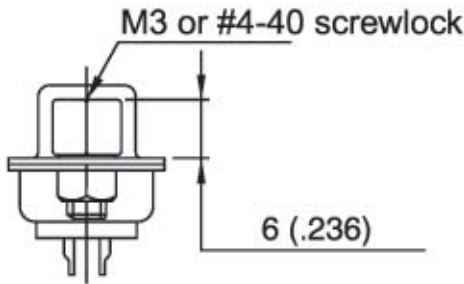


Nb OF CONTACTS	DIMENSIONS mm (inch)				
	A	B	C	D	E
15	30.84 (1.21)	24.99 (.98)	16.92 (.67)	16.24 (.64)	19.28 (.76)
26	39.24 (1.54)	33.32 (1.31)	24.7 (.972)	24.56 (.97)	27.51 (1.08)
44	53.04 (2.09)	47.04 (1.85)	38.96 (1.53)	38.38 (1.51)	41.30 (1.63)
62	69.32 (2.73)	63.50 (2.50)	55.42 (2.18)	54.76 (2.16)	57.71 (2.27)
78	67 (2.64)	61.11 (2.41)	52.86 (2.08)	52.34 (2.06)	55.3 (2.18)

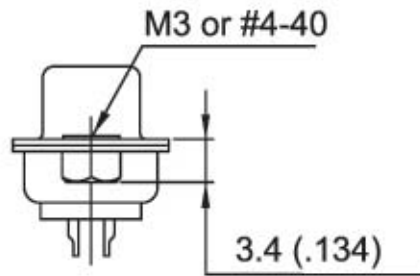


78 CONTACTS

## Panel mounting option

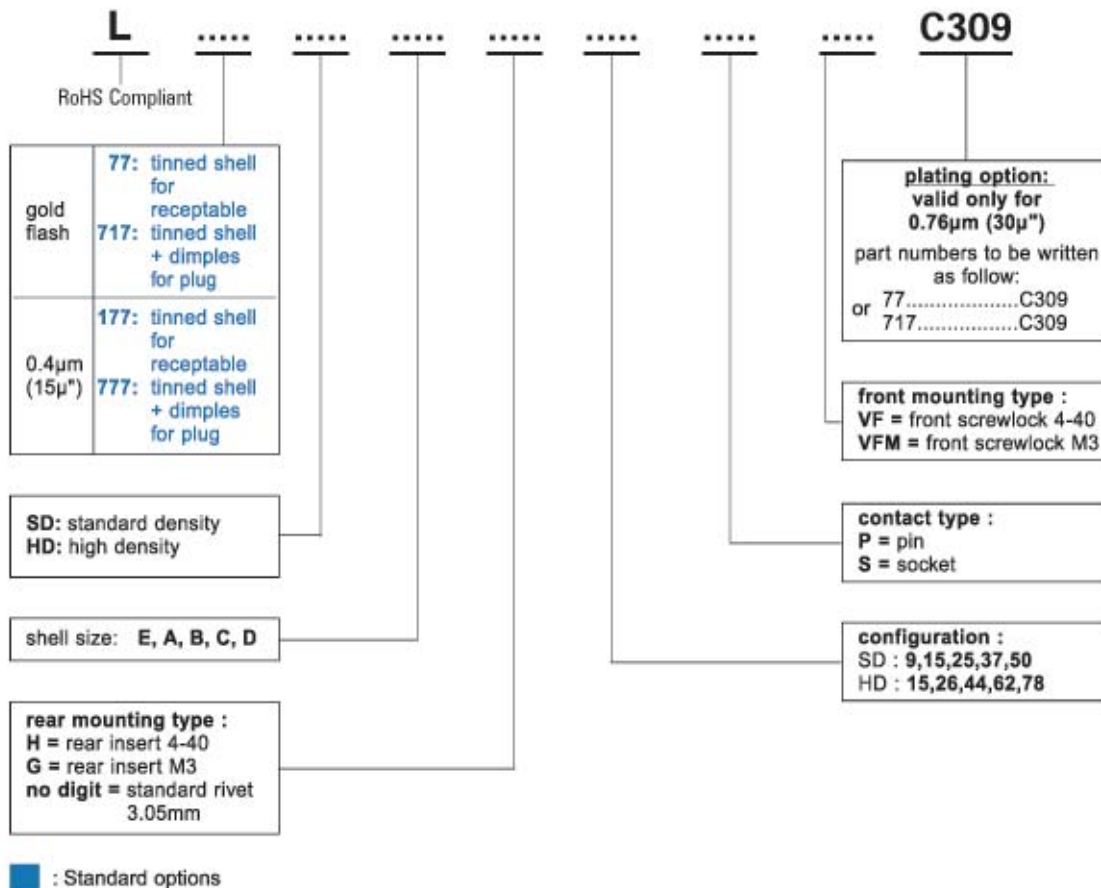


Front Female Screwlock  
**VF / VFM**



Threaded Rear Insert  
**H / G**

## How to order



**For special request, please consult factory**

**Do not hesitate to contact us for further information**



# Amphenol

**Amphenol East Asia Electronic Technology(Shen Zhen)Co., Ltd.**

Block A3/A4, The4th Ind.District of Ind.HQ, Dong keng Road, Gong Ming Town , Shen zhen, china  
Fax: +86 (0) 755 2754 9955  
http: //www.dsubconnector.com

**Technical support**  
Tel: +33 (0) 3 84 85 94 00  
+86 (0) 755 2717 7945