

Power Schottky Rectifier - 60Amp 45Volt

Features

- Plastic package has Underwriters Laboratory Flammability Classifications 94V-0
- High Junction Temperature Capability
- Low forward voltage, high current capability
- High surge capacity
- Low power loss, high efficiency

Application

- Switching-Mode Power Supply

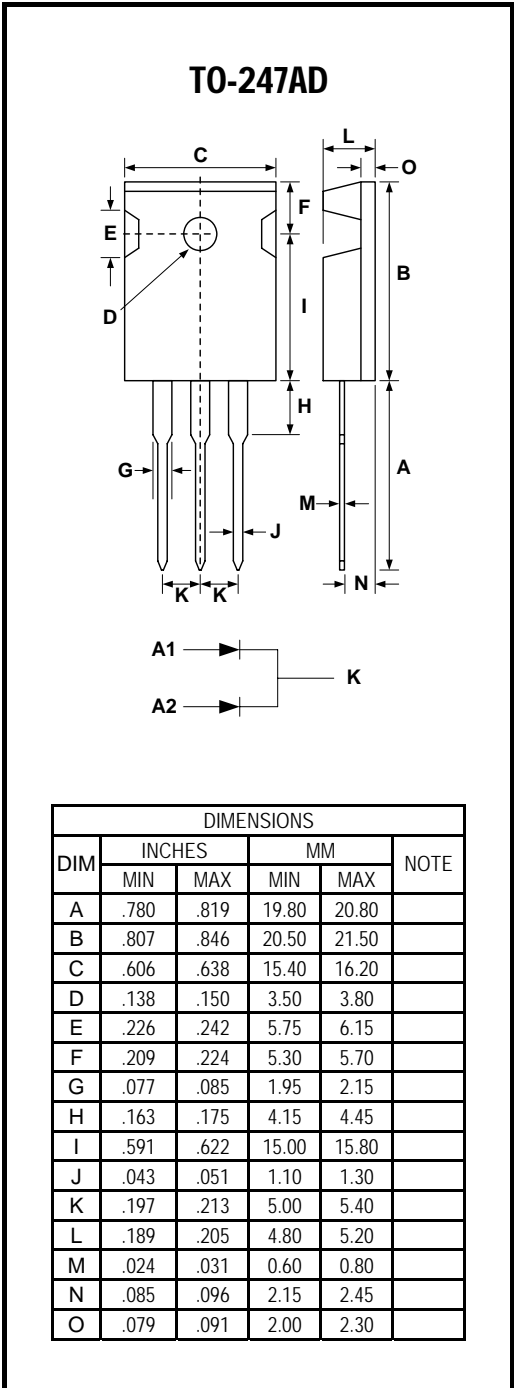
Absolute maximum ratings

Symbol	Ratings	Unit	Conditions
IF(AV)	40 (R)	A	At Tc=125°C
	20 (L)	A	
VRRM	45	V	Maximum repetitive peak reverse voltage
IFSM	150	A	8.3ms single half sine-wave single shot
VF(max)	0.6	V	At IF=10A, Tc=25°C
Tj	-50 to +150	°C	
Tstg	-50 to +125	°C	

Electrical characteristics

Parameters	Symbol	Ratings	Conditions
Maximum Instantaneous Forward Voltage	VF	0.6V	Tc=25°C
		0.5V	Tc=125°C
Maximum Reverse Current At Rated DC Blocking Voltage	IR	1.0mA	Tc=25°C
Voltage Rate of Change	dv/dt	10,000 V/us	Rated VR
Typical Thermal Resistance, Junction to Case	Rth (j-c)	1.25 °C/W	Per diode

Note: Pulse Test : 380us pulse width, 2% duty cycle



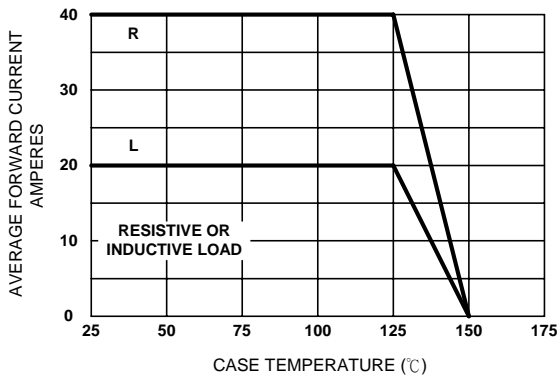


Figure 1. Forward Current Derating Curve

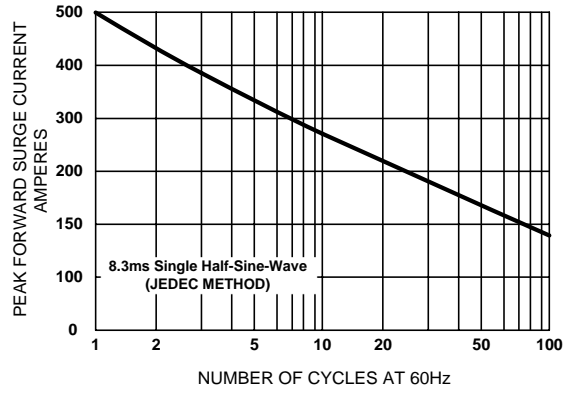


Figure 2. Maximum Non-repetitive Surge Current

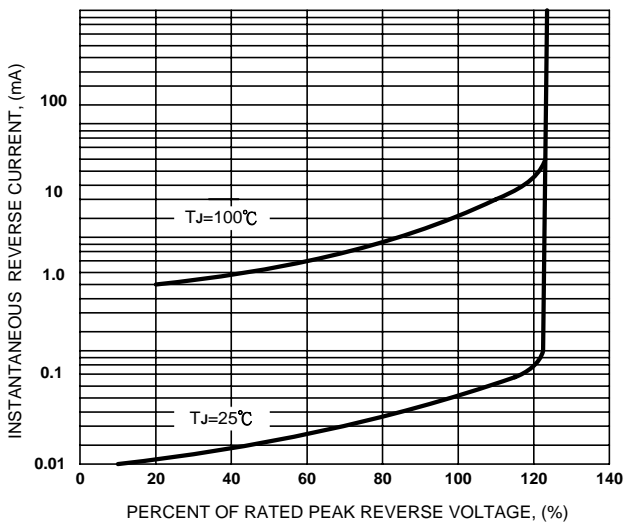


Figure 3. Typical Reverse Characteristics

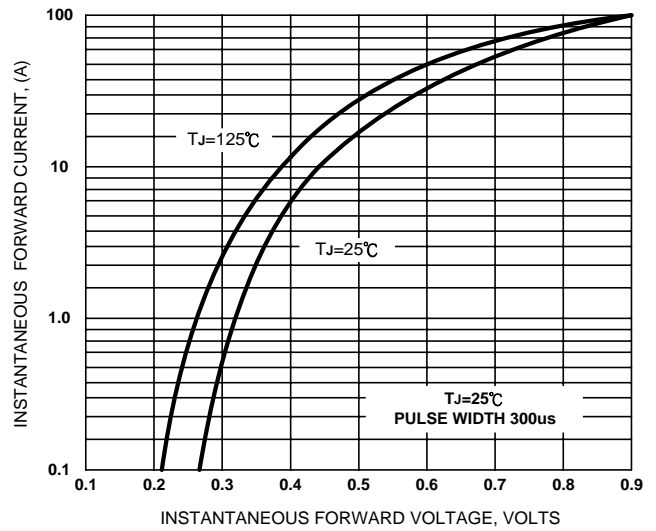


Figure 4. Typical Forward Characteristics

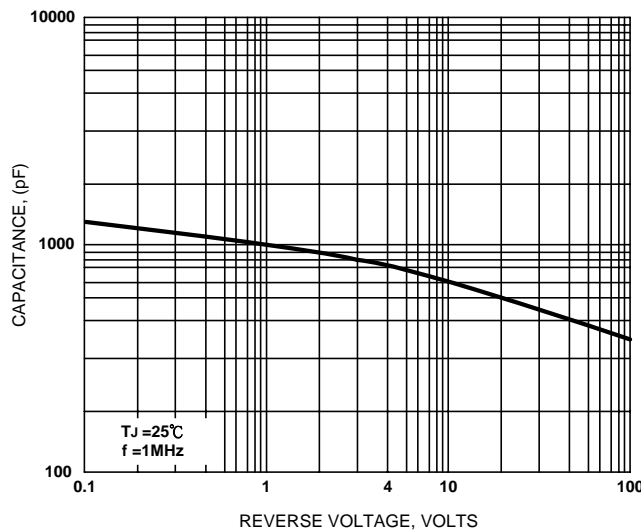


Figure 5. Typical Junction Capacitance