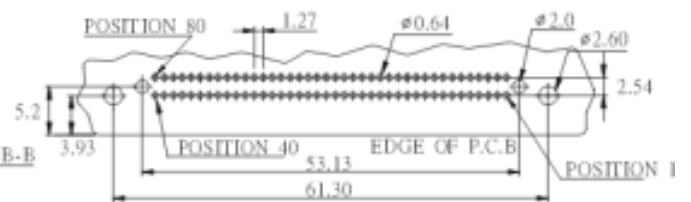
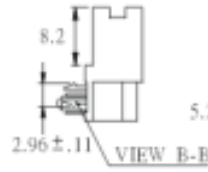
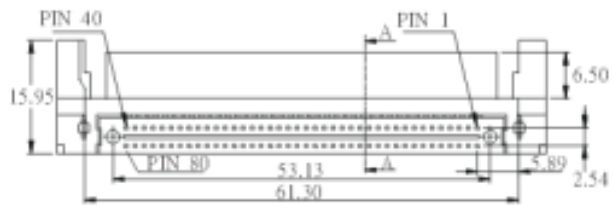
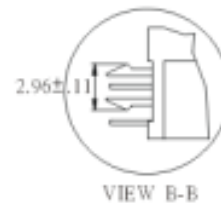
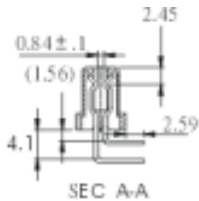
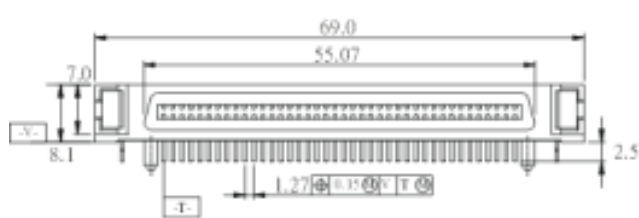



E30

SCA-II CONNECTOR RIGHT ANGLE



RECOMMENDED P.C.B. LAYOUT (TOP VIEW)

HOW TO ORDER:E30 - 1 - 2 - 3 - 4 - 5 - 6

1.NO. OF CONTACT	2.CONTACT TYPE	3.CONTACT PLATING
80	F: FEMALE	T: TIN PLATED S: SELECTIVE G: GOLD FLASH A: 5 μ " INCH GOLD B: 10 μ " INCH GOLD C: 15 μ " INCH GOLD D: 30 μ " INCH GOLD
4.PARTS OPTION	5. SPECIAL FUNCTION	6. INSULATOR COLOR
A: WITH BOARDLOCK B: W/O BOARDLOCK	A: WITH POLARIZATION PEG	1. BLACK