

Surface Mount Schottky Barrier Rectifiers

REVERSE VOLTAGE: 20 - 100 V

SS32A-SS3100A

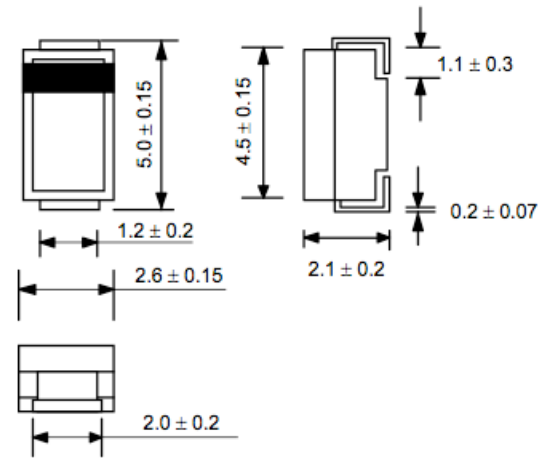
FEATURES

- Guarding protection
- Low forward voltage
- Reverse energy tested
- High current capability
- Extremely low thermal resistance

MECHANICAL DATA

- Case: SMA Molded plastic
- Epoxy: UL94V-O rate flame retardant
- Lead: Lead Formed for Surface Mount
- Polarity: Color band denotes cathode end
- Mounting position: Any
- Weight: 0.067 gram

SMA (DO-214AC)



Dimensions in millimeters

MAXIMUM RATINGS AND ELECTRICAL CHARACTERISTICS

Ratings at 25°C ambient temperature unless otherwise specified

		SS32A	SS33A	SS34A	SS35A	SS36A	SS38A	SS39A	SS310A	UNITS
Device marking code		SS32A	SS33A	SS34A	SS35A	SS36A	SS38A	SS39A	SS310A	
Maximum repetitive peak reverse voltage	V_{RRM}	20	30	40	50	60	80	90	100	V
Maximum RMS voltage	V_{RWS}	14	21	28	35	42	56	63	70	V
Maximum DC blocking voltage	V_{DC}	20	30	40	50	60	80	90	100	V
Maximum average forward rectified current at $T_L=90^\circ\text{C}$	$I_{F(AV)}$	3.0								A
Peak forward surge current 8.3ms single half-sine-wave	I_{FSM}	80								A
Maximum instantaneous forward voltage at $I_{FM}=1.0\text{A}$	V_F	0.50			0.75		0.85			V
Maximum DC reverse current $T_J=25^\circ\text{C}$	I_R	0.5								mA
		20.0								
Maximum thermal resistance	$R_{\theta Jc}$	10								$^\circ\text{C}/\text{W}$
Operating temperature range	T_J	-55----+125								$^\circ\text{C}$
Storage temperature range	T_{STG}	-55----+150								$^\circ\text{C}$

NOTE :

- Pulse test: Pulse width 300us, duty cycle 1%

Ratings and Characteristic Curves

FIG. 1 FORWARD DERATING CURVE

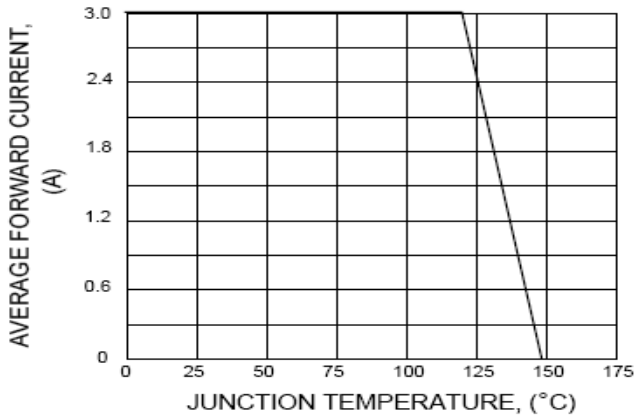


FIG. 2 PEAK FORWARD SURGE CURRENT

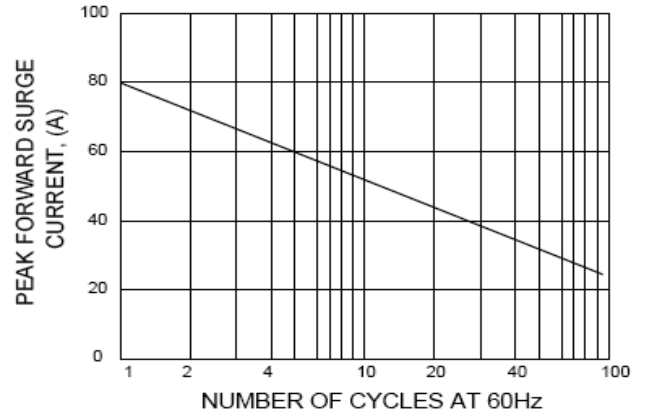


FIG. 3 TYPICAL FORWARD CHARACTERISTICS

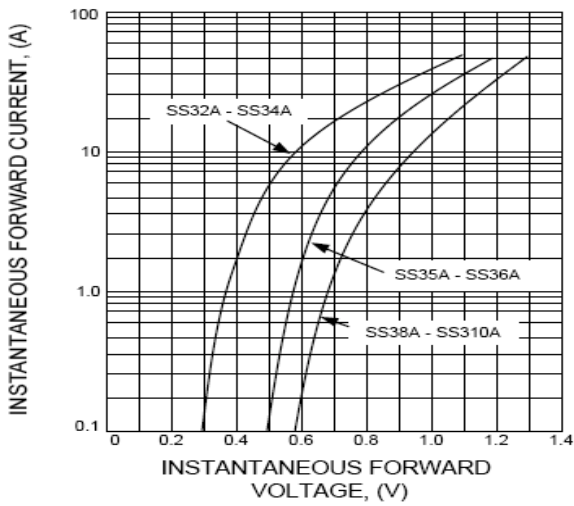


FIG. 4 TYPICAL REVERSE CHARACTERISTICS

