

●Application

Voltage regulation

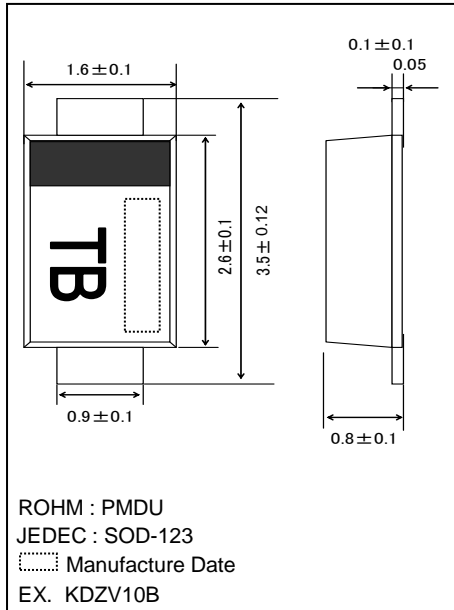
●Features

- 1) Small power mold type. (PMDU)
- 2) High ESD tolerance

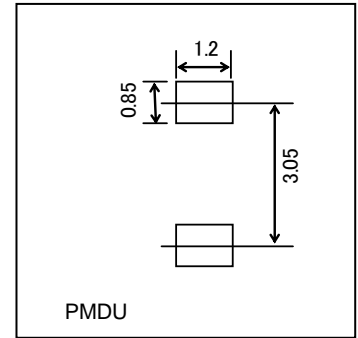
●Construction

Silicon epitaxial planar

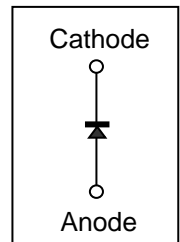
●Dimensions (Unit : mm)



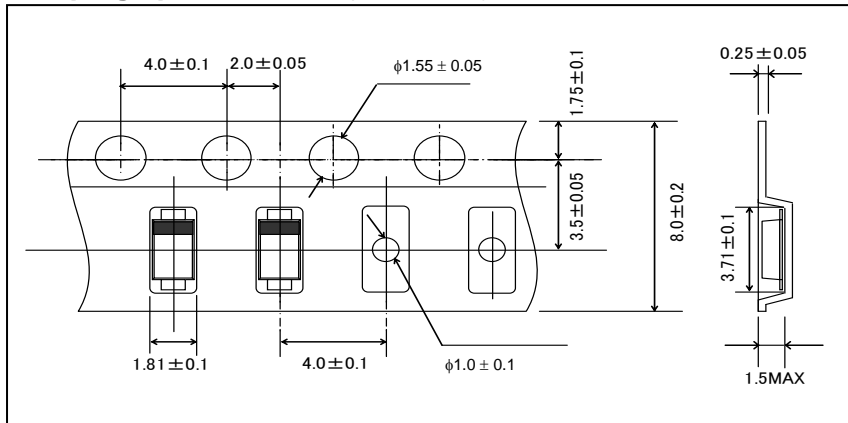
●Land size figure (Unit : mm)



●Structure



●Taping specifications (Unit : mm)



●Absolute maximum ratings ($T_a = 25^\circ\text{C}$)

Parameter	Symbol	Limits	Unit
Power dissipation	P	1000	mW
Junction temperature	T_j	150	$^\circ\text{C}$
Storage temperature	T_{stg}	-55 to +150	$^\circ\text{C}$

●Electrical characteristics (T_a= 25°C)

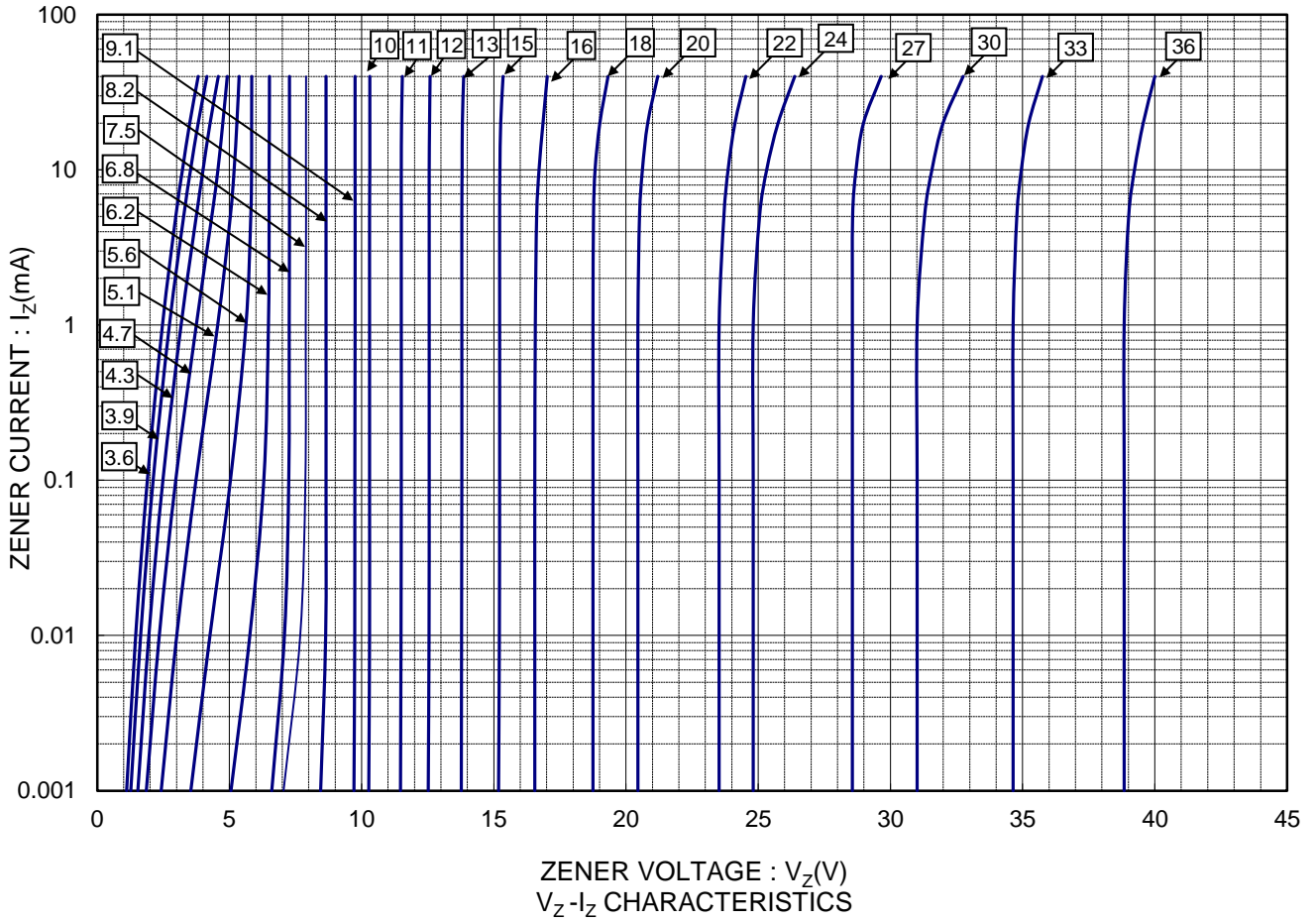
TYP.	Symbol					
	Zener voltage : V _Z (V)				Reverse current : I _R (μA)	
	MIN.	TYP.	MAX.	I _Z (mA)	MAX.	V _R (V)
KDZV 3.6B	3.600	3.813	4.000	40.0	60.0	1.0
KDZV 3.9B	3.900	4.136	4.400	40.0	40.0	1.0
KDZV 4.3B	4.300	4.572	4.800	40.0	20.0	1.0
KDZV 4.7B	4.700	4.924	5.200	40.0	20.0	1.0
KDZV 5.1B	5.100	5.368	5.700	40.0	20.0	1.0
KDZV 5.6B	5.600	5.856	6.300	40.0	20.0	1.5
KDZV 6.2B	6.200	6.509	7.000	40.0	20.0	3.0
KDZV 6.8B	6.800	7.280	7.700	40.0	20.0	3.5
KDZV 7.5B	7.500	7.889	8.400	40.0	20.0	4.0
KDZV 8.2B	8.200	8.655	9.300	40.0	20.0	5.0
KDZV 9.1B	9.100	9.747	10.200	40.0	20.0	6.0
KDZV 10B	10.000	10.310	11.200	40.0	10.0	7.0
KDZV 11B	11.000	11.510	12.300	20.0	10.0	8.0
KDZV 12B	12.000	12.500	13.500	20.0	10.0	9.0
KDZV 13B	13.300	13.820	15.000	20.0	10.0	10.0
KDZV 15B	14.700	15.350	16.500	20.0	10.0	11.0
KDZV 16B	16.200	16.860	18.300	20.0	10.0	12.0
KDZV 18B	18.000	19.000	20.300	20.0	10.0	13.0
KDZV 20B	20.000	20.820	22.400	20.0	10.0	15.0
KDZV 22B	22.000	23.850	24.500	10.0	10.0	17.0
KDZV 24B	24.000	25.310	27.600	10.0	10.0	19.0
KDZV 27B	27.000	28.700	30.800	10.0	10.0	21.0
KDZV 30B	30.000	31.570	34.000	10.0	10.0	23.0
KDZV 33B	33.000	34.950	37.000	10.0	10.0	25.0
KDZV 36B	36.000	39.240	40.000	10.0	10.0	27.0

*The Zener voltage (V_Z) is measured 40ms after power is supplied.

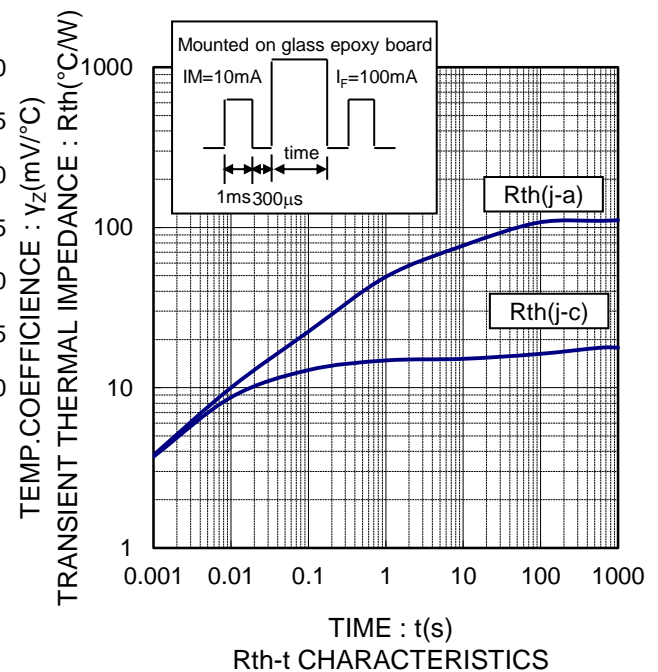
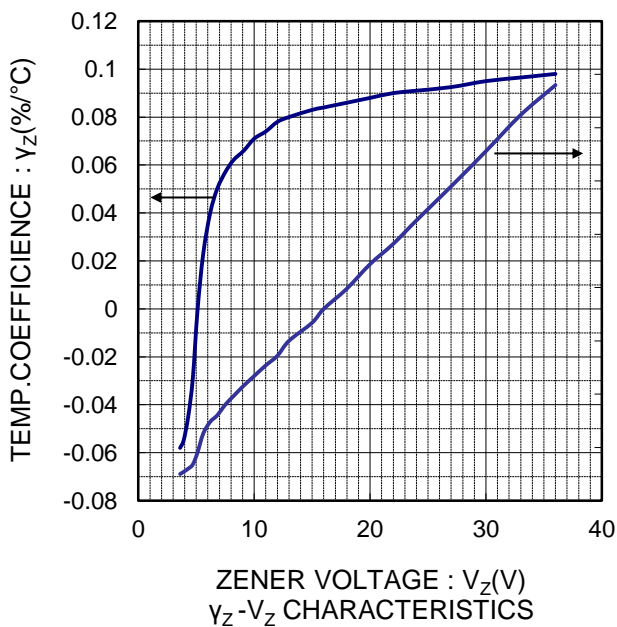
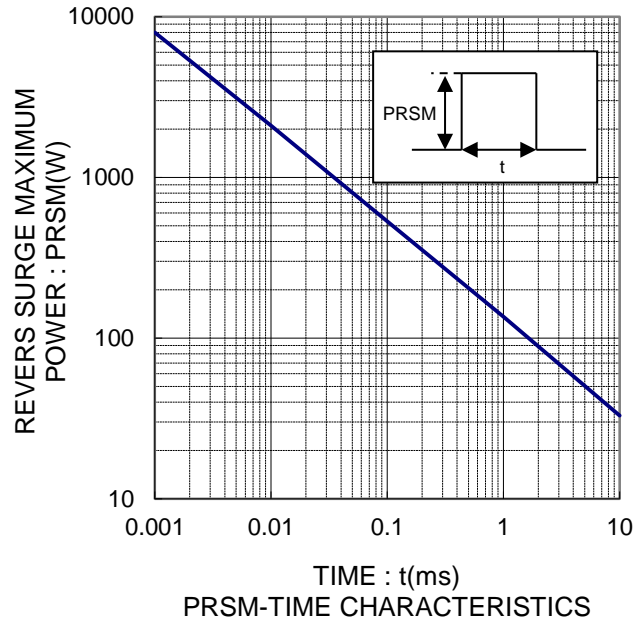
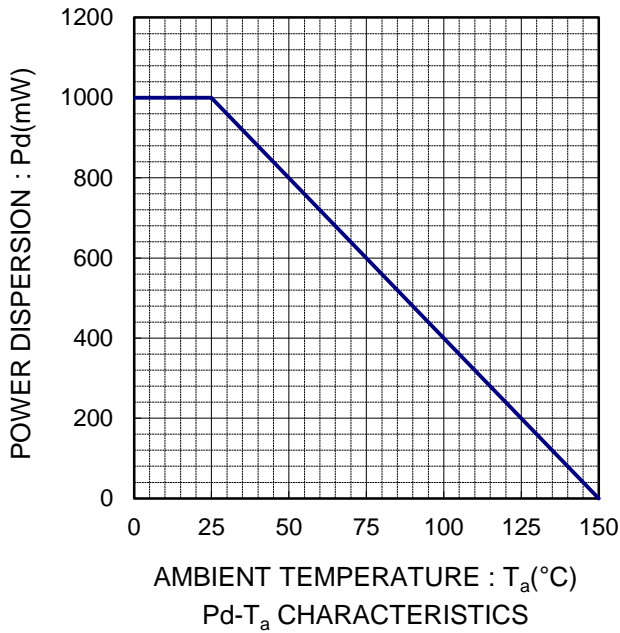
●MARKING (TYPE NO.)

TYPE	TYPE NO.	TYPE	TYPE NO.
KDZV 3.6B	GB	KDZV 12B	VB
KDZV 3.9B	HB	KDZV 13B	WB
KDZV 4.3B	JB	KDZV 15B	XB
KDZV 4.7B	KB	KDZV 16B	YB
KDZV 5.1B	LB	KDZV 18B	ZB
KDZV 5.6B	MB	KDZV 20B	AD
KDZV 6.2B	NB	KDZV 22B	BD
KDZV 6.8B	PB	KDZV 24B	CD
KDZV 7.5B	QB	KDZV 27B	DD
KDZV 8.2B	RB	KDZV 30B	ED
KDZV 9.1B	SB	KDZV 33B	FD
KDZV 10B	TB	KDZV 36B	GD
KDZV 11B	UB		

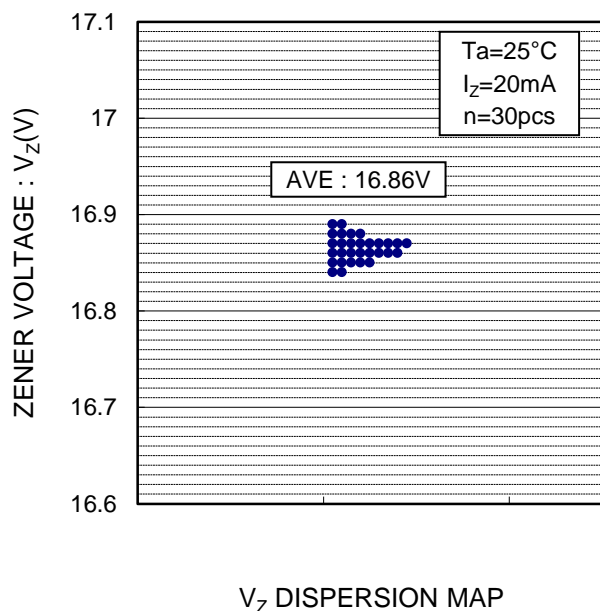
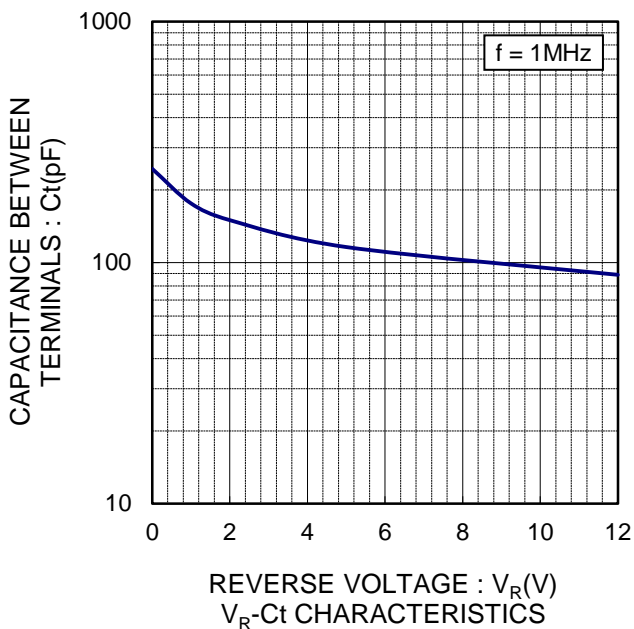
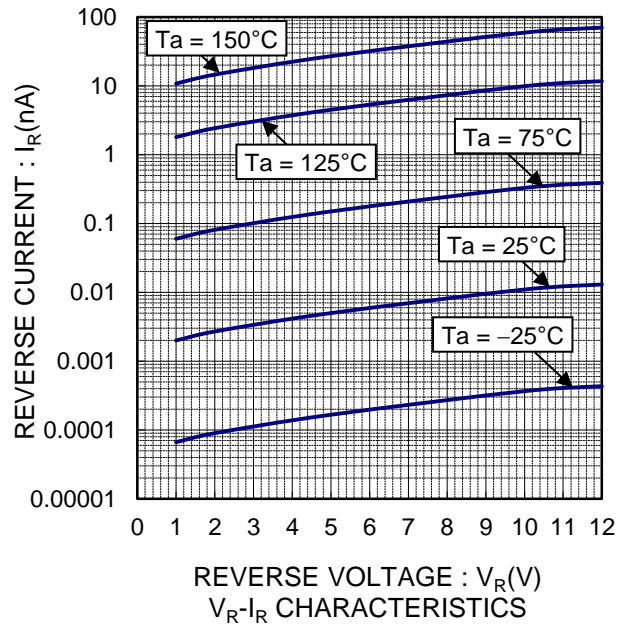
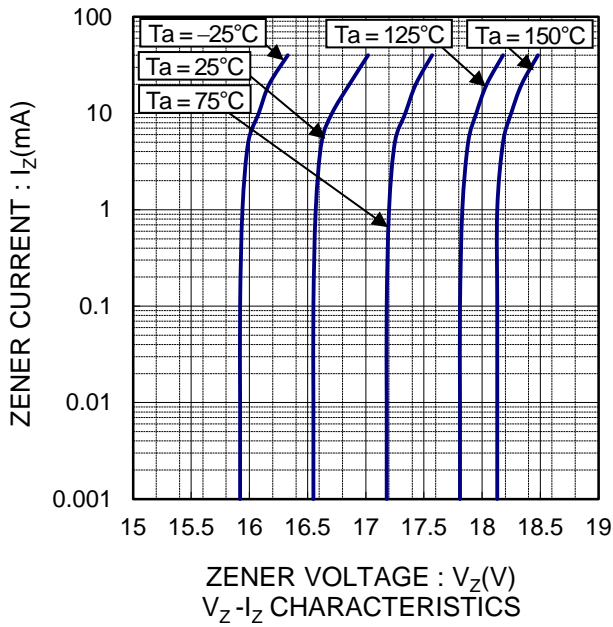
●Electrical characteristic curves



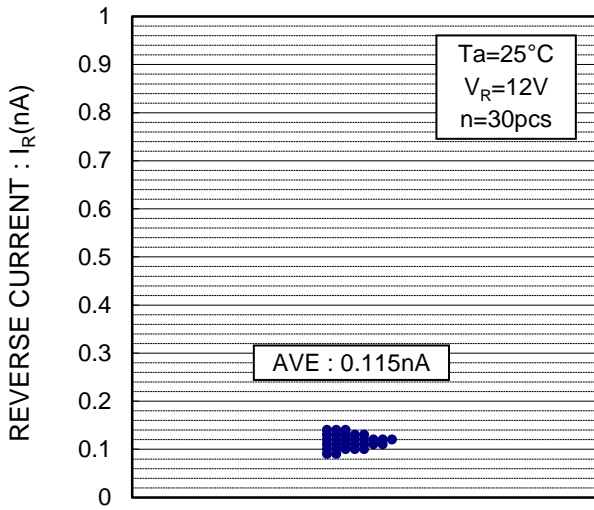
●Electrical characteristic curves



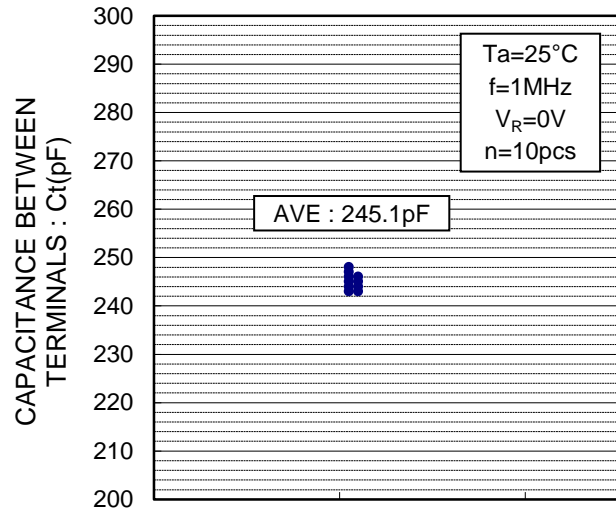
●Electrical characteristic curves



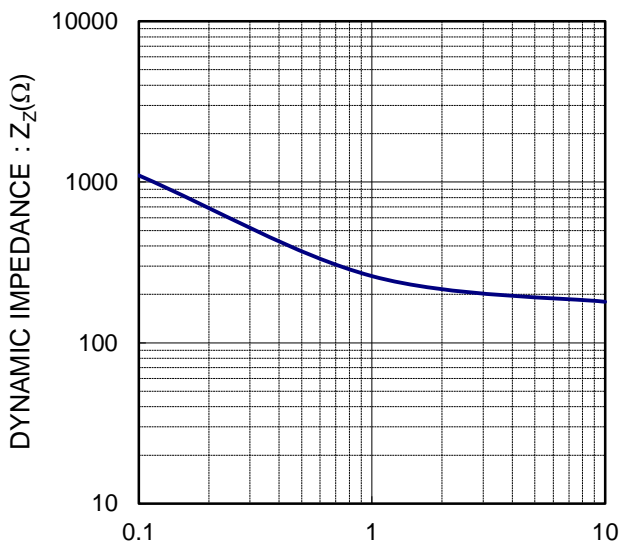
●Electrical characteristic curves



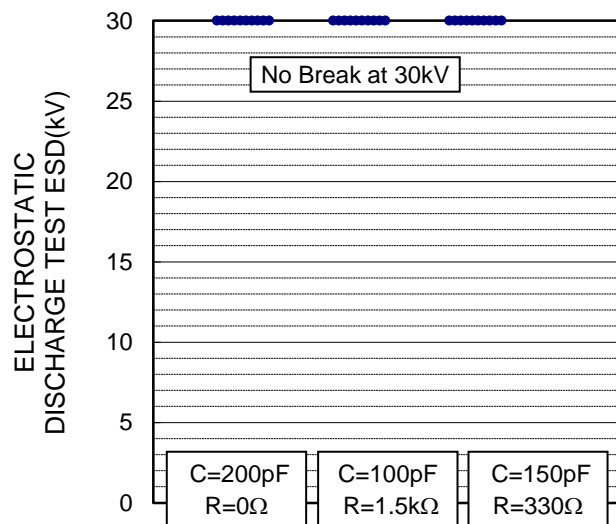
I_R DISPERSION MAP



C_t DISPERSION MAP



Z_Z - I_Z CHARACTERISTICS



ESD DISPERSION MAP

Notes

- 1) The information contained herein is subject to change without notice.
- 2) Before you use our Products, please contact our sales representative and verify the latest specifications :
- 3) Although ROHM is continuously working to improve product reliability and quality, semiconductors can break down and malfunction due to various factors.
Therefore, in order to prevent personal injury or fire arising from failure, please take safety measures such as complying with the derating characteristics, implementing redundant and fire prevention designs, and utilizing backups and fail-safe procedures. ROHM shall have no responsibility for any damages arising out of the use of our Products beyond the rating specified by ROHM.
- 4) Examples of application circuits, circuit constants and any other information contained herein are provided only to illustrate the standard usage and operations of the Products. The peripheral conditions must be taken into account when designing circuits for mass production.
- 5) The technical information specified herein is intended only to show the typical functions of and examples of application circuits for the Products. ROHM does not grant you, explicitly or implicitly, any license to use or exercise intellectual property or other rights held by ROHM or any other parties. ROHM shall have no responsibility whatsoever for any dispute arising out of the use of such technical information.
- 6) The Products are intended for use in general electronic equipment (i.e. AV/OA devices, communication, consumer systems, gaming/entertainment sets) as well as the applications indicated in this document.
- 7) The Products specified in this document are not designed to be radiation tolerant.
- 8) For use of our Products in applications requiring a high degree of reliability (as exemplified below), please contact and consult with a ROHM representative : transportation equipment (i.e. cars, ships, trains), primary communication equipment, traffic lights, fire/crime prevention, safety equipment, medical systems, servers, solar cells, and power transmission systems.
- 9) Do not use our Products in applications requiring extremely high reliability, such as aerospace equipment, nuclear power control systems, and submarine repeaters.
- 10) ROHM shall have no responsibility for any damages or injury arising from non-compliance with the recommended usage conditions and specifications contained herein.
- 11) ROHM has used reasonable care to ensure the accuracy of the information contained in this document. However, ROHM does not warrants that such information is error-free, and ROHM shall have no responsibility for any damages arising from any inaccuracy or misprint of such information.
- 12) Please use the Products in accordance with any applicable environmental laws and regulations, such as the RoHS Directive. For more details, including RoHS compatibility, please contact a ROHM sales office. ROHM shall have no responsibility for any damages or losses resulting non-compliance with any applicable laws or regulations.
- 13) When providing our Products and technologies contained in this document to other countries, you must abide by the procedures and provisions stipulated in all applicable export laws and regulations, including without limitation the US Export Administration Regulations and the Foreign Exchange and Foreign Trade Act.
- 14) This document, in part or in whole, may not be reprinted or reproduced without prior consent of ROHM.



Thank you for your accessing to ROHM product informations.
More detail product informations and catalogs are available, please contact us.

ROHM Customer Support System

<http://www.rohm.com/contact/>