

RF IMPEDANCE TRANSFORMER


SURFACE MOUNT MODEL: TM1-8

WIDE BANDWIDTH

800 - 4000 MHz

FEATURES:

- ▶ Cost Effective
- ▶ Low Loss
- ▶ Small Size, Surface Mount
- ▶ Lead Free Patented REL-PRO® Technology



Part Identifier: Gray

SPECIFICATIONS (E 04/18/11)

Frequency	800 - 4000 MHz		
Impedance Ratio	1:1		
Insertion Loss (dB) *	Freq. (MHz)	(Typ.)	(Max.)
	800 - 1600	2	3
	1600 - 3200	1.5	2
3200 - 4000	1.5	2	
Amplitude Unbalance	0.5 dB (Typ.)		
Phase Unbalance	5° (Typ.)		
Return Loss	18 dB (Typ.)		
Input Power	0.25 Watt (Max.)		
DC Current	25 mA (Max.)		
Impedance	50 Ohms (Nom.)		
Operating Temperature Range	-40 to +85 °C		
Storage Temperature Range	-55 to 100 °C		
* Plot excludes 3 dB split loss			

Package # 311

REL-PRO® Patent No. 7,612,296

TOP VIEW: Dimensions 0.150 x 0.150. Ports 1, 2, 3, 4, 6.

SIDE VIEW: Dimension 0.150 MAX. Component area shown.

BOTTOM VIEW: Dimensions 0.048, 0.024, 0.025 TYP, 0.100, 0.050. Ports 6, 4, 1, 3.

RECOMMENDED PCB LAYOUT: Dimensions 0.180, 0.142. Spacing 0.035 AT 5 PLCS., 0.050 AT 5 PLCS.

PACKAGE MOUNTING: SEE APPLICATION NOTES AN7200 & AN7301

PORT LOCATION			
Pri. Dot	Pri.	Sec. Dot	Sec.
6	4	1	3

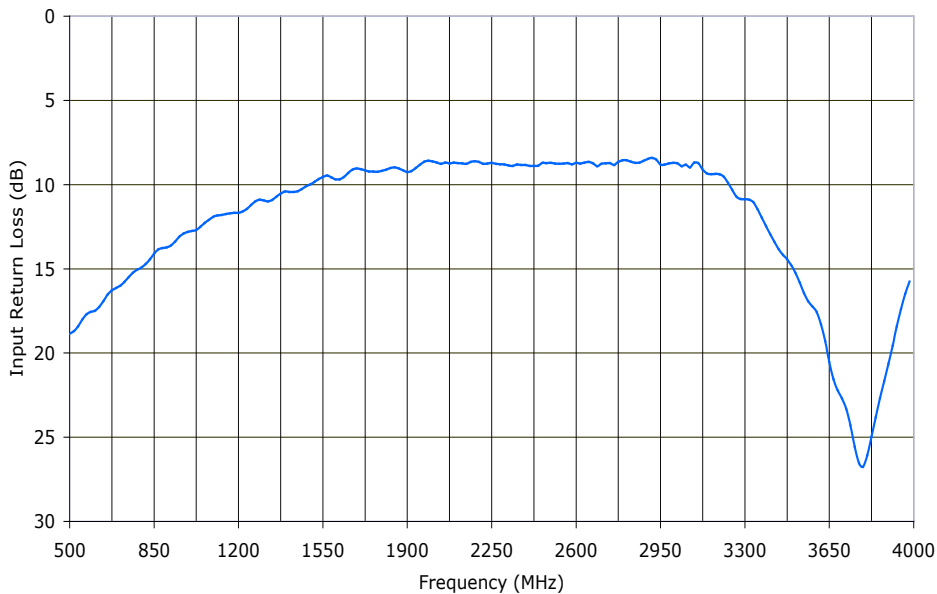
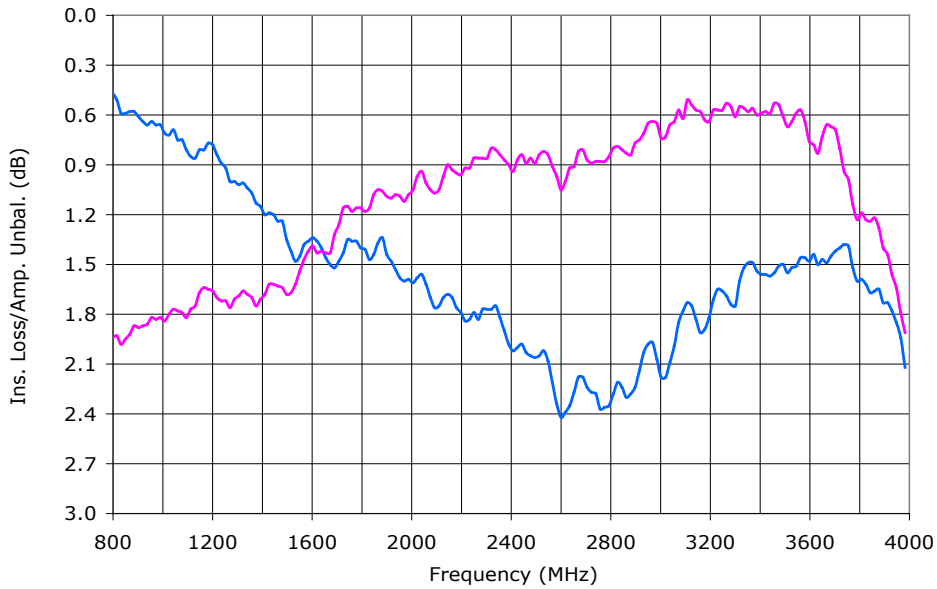
RF IMPEDANCE TRANSFORMER

SURFACE MOUNT MODEL: TM1-8

WIDE BANDWIDTH

800 - 4000 MHz

PERFORMANCE PLOTS

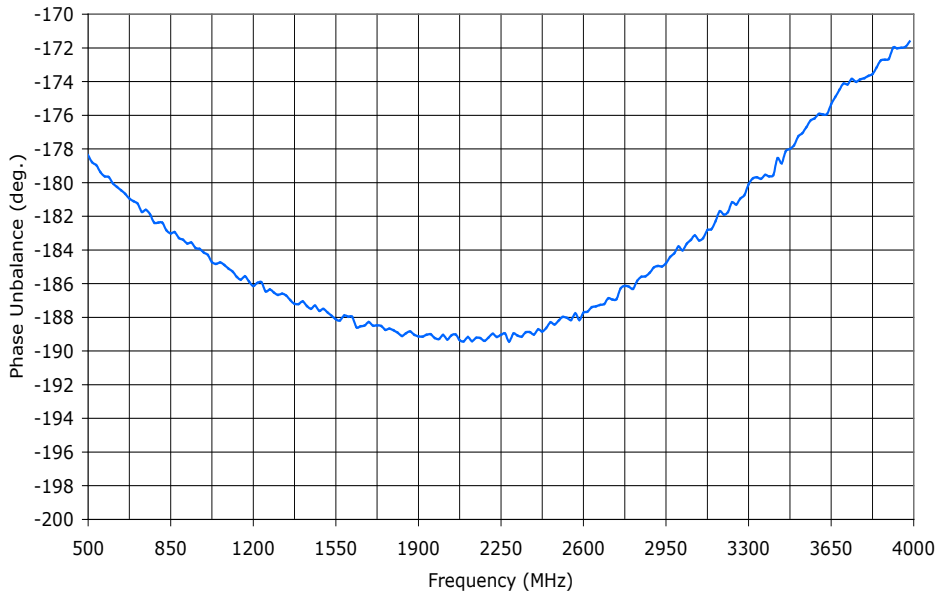


RF IMPEDANCE TRANSFORMER

SURFACE MOUNT MODEL: TM1-8

WIDE BANDWIDTH

800 - 4000 MHz



PERFORMANCE PLOTS