

## SKT2 - SKTB

PRV : 20 - 100 Volts  
 $I_o$  : 2.5 Amperes

### FEATURES :

- \* High current capability
- \* High surge current capability
- \* High reliability
- \* High efficiency
- \* Low power loss
- \* Low cost
- \* Low forward voltage drop
- \* Pb / RoHS Free

### MECHANICAL DATA :

- \* Case : SMB Molded plastic
- \* Epoxy : UL94V-O rate flame retardant
- \* Lead : Lead Formed for Surface Mount
- \* Polarity : Color band denotes cathode end
- \* Mounting position : Any
- \* Weight : 0.093 gram

### MAXIMUM RATINGS AND ELECTRICAL CHARACTERISTICS

Rating at 25 °C ambient temperature unless otherwise specified.

Single phase, half wave, 60 Hz, resistive or inductive load.

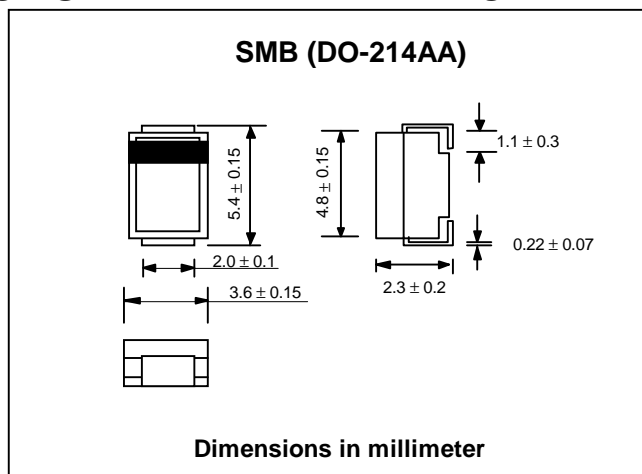
For capacitive load, derate current by 20%.

RATING	SYMBOL	SKT2	SKT3	SKT4	SKT5	SKT6	SKT7	SKT8	SKT9	SKTB	UNIT
Maximum Recurrent Peak Reverse Voltage	$V_{RRM}$	20	30	40	50	60	70	80	90	100	V
Maximum RMS Voltage	$V_{RMS}$	14	21	28	35	42	49	56	63	70	V
Maximum DC Blocking Voltage	$V_{DC}$	20	30	40	50	60	70	80	90	100	V
Maximum Average Forward Current (See Fig.1)	$I_{F(AV)}$	2.5									A
Maximum Peak Forward Surge Current, 8.3ms single half sine wave superimposed on rated load (JEDEC Method)	$I_{FSM}$	75									A
Maximum Forward Voltage at $I_F = 2.5$ A. (Note 1)	$V_F$	0.5			0.74			0.79			V
Maximum Reverse Current at Rated DC Blocking Voltage (Note 1)	$I_R$	0.5									mA
Junction Temperature Range	$T_J$	- 65 to + 125				- 65 to + 150					°C
Storage Temperature Range	$T_{STG}$	- 65 to + 150									°C

### Notes :

(1) Pulse Test : Pulse Width = 300  $\mu$ s, Duty Cycle = 2%.

## SURFACE MOUNT SCHOTTKY BARRIER RECTIFIERS



## RATING AND CHARACTERISTIC CURVES ( SKT2 - SKTB )

FIG.1 - FORWARD CURRENT DERATING CURVE

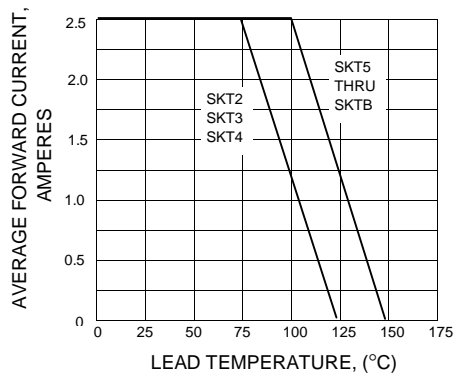


FIG.2 - MAXIMUM NON-REPETITIVE PEAK FORWARD SURGE CURRENT

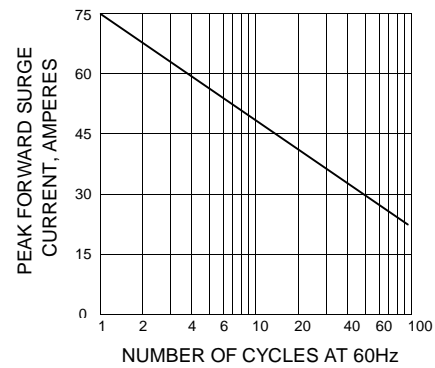


FIG.3 - TYPICAL FORWARD CHARACTERISTICS

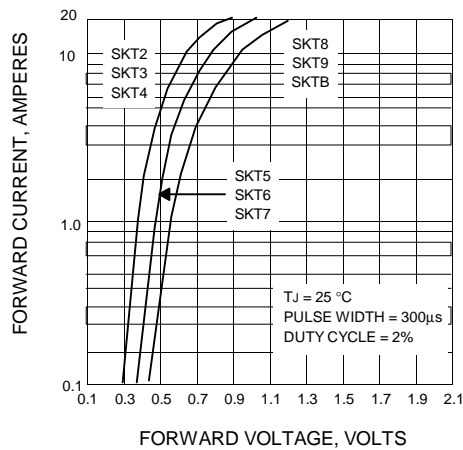


FIG.4 - TYPICAL REVERSE CHARACTERISTICS

