

PRODUCT NUMBER
95278-YXX-XXLF

WHEN REQUIRED, ADD SUFFIX LETTER "LF"
INDICATES THE PRODUCT IS RoHS
COMPATIBLE, SEE NOTE 6

TOTAL NB OF POSITIONS 04 TO 50

PACKAGING OPTIONS, NOTE 3.

PIN STYLE SEE SHEET 2

PLATING SEE SHEET 2

NOTES:

1. HOUSING MAT'L : HIGH TEMPERATURE
THERMOPLASTIC. UL94V-0 COLOR: BLACK

2. PIN MATERIAL : PHOSPHOR BRONZE

3 - PACKAGING OPTIONS:

- = POLY BAGS
B = TUBE + CAP
A = TAPE & REEL WITH CAP, SEE TA840
FOR PRODUCT AVAILABILITY.

TR = TAPE & REEL WITH CAP, SEE TA840
ONLY FOR P/N 95278-102TR04LF

4. 9N MIN RETENTION IN EITHER DIRECTION

5. TO DETERMINE DIMENSIONS :
N = NUMBER OF POSITIONS PER ROW
EXAMPLE : 8 POS N x 2.54 = 20.32mm

6. RoHS COMPATIBLE PRODUCT SPECIFICATIONS

a - PLATING:

- "LF" MEANS THE PRODUCT IS LEAD-FREE,
2µm MINIMUM MATTE TIN OVER 1.27µm
MINIMUM NICKEL UNDERPLATE.

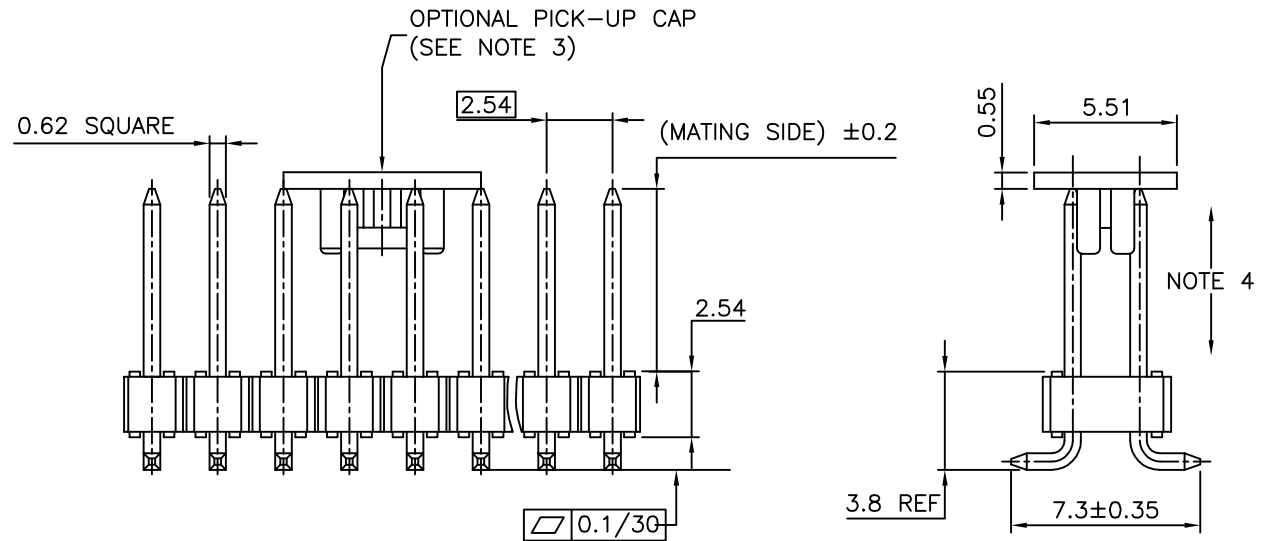
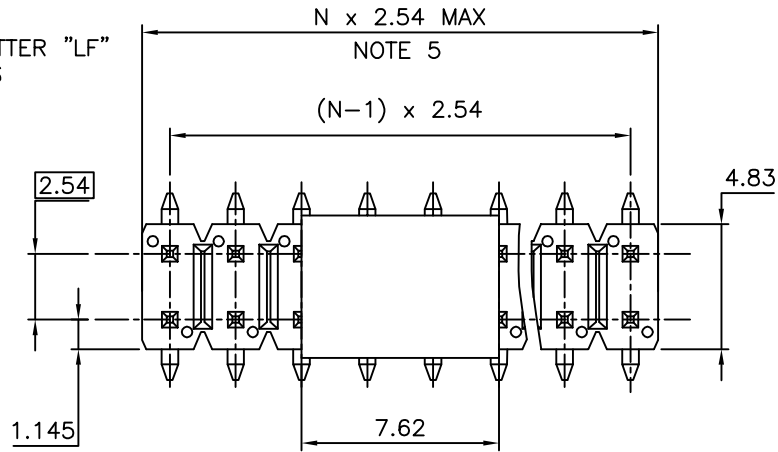
b - MANUFACTURING PROCESS COMPATIBILITY

- THE HOUSING WILL WITHSTAND EXPOSURE TO
260°C PEAK TEMPERATURE FOR 30 SECONDES
IN A CONVECTION, INFRA-RED OR VAPOR
PHASE REFLOW OVEN.

c - LABELING:

- MEETS PACKAGING SPECS AS PER GS-14-920

d - LEGAL STATEMENT: SEE GS-22-008



mat'l. code		surface		tolerance		projection		product family	
		ISO 1302		ISO 406 ISO 1101		mm		BERGSTIK	
ltr		ecn no		date		tolerances unless otherwise specified		title	
N		F08-0148		RTR 08.03.31		angles linear		UNSHR.HEADER	
P		F08-0253		LMU 08.12.10		xxx ±0.05		DR SMT	
R		F10-0008		LMU 10.03.09		scale 5:1		dwg no	
K		F06-0168		LMU 06.04.21		D.LE 01.01.24		sheet 1 of 2	
L		F06-0206		JCO 06.06.22		enr JM.C 01.01.24		size	
M		F08-0124		LMU 08.02.11		chr JM.C 01.01.24		95278	
						appd JF.N 01.01.24		A3	
sheet index		revision sheet		R N				type	
1		1		1 2				CUSTOMER Drawing	

CORE RANGE		
PLATING	PIN STYLE	MATING
1	01	5.9

PLATING
1 = 0.76µm GOLD/GXT ON CONTACT AREA
3.81µm TIN/LEAD ON TAIL

WHEN "LF" IS REQUIRED, 2µm MIN
MATTE TIN OVER 1.27µm MIN NICKEL
INSTEAD OF TIN-LEAD

CATALOGUE RANGE		
PLATING	PIN STYLE	MATING
4/8	01	5.9
1/4/8	02	8

PLATING
1 = 0.76µm GOLD/GXT ON CONTACT AREA
3.81µm TIN-LEAD ON TAIL

4 = 3.81µm TIN-LEAD ON CONTACT AREA
AND ON TAIL

8 = 0.38µm GOLD/GXT ON CONTACT AREA
3.81µm TIN-LEAD ON TAIL

WHEN "LF" IS REQUIRED, 2µm MIN
MATTE TIN OVER 1.27µm MIN NICKEL
INSTEAD OF TIN-LEAD

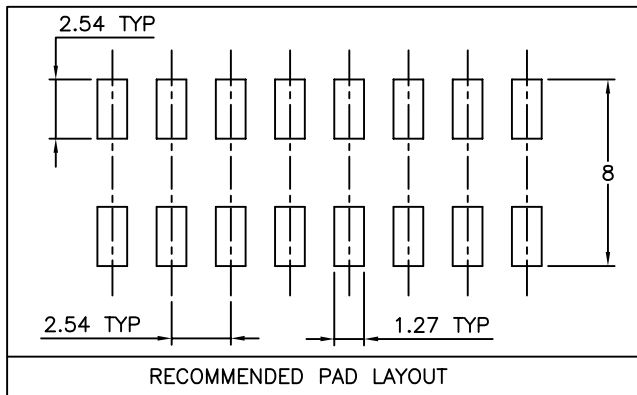
APPLICATION SPECIFIC		
PLATING	PIN STYLE	MATING
1/4/8	06	10.4
1/4/8	07	5.3
1/4/8	09	17.00
1/4/8	10	8.10

PLATING
1 = 0.76µm GOLD/GXT ON CONTACT AREA
3.81µm TIN-LEAD ON TAIL

4 = 3.81µm TIN-LEAD ON CONTACT AREA
AND ON TAIL

8 = 0.38µm GOLD/GXT ON CONTACT AREA
3.81µm TIN-LEAD ON TAIL

WHEN "LF" IS REQUIRED, 2µm MIN
MATTE TIN OVER 1.27µm MIN NICKEL
INSTEAD OF TIN-LEAD



mat'l. code		surface <input checked="" type="checkbox"/> ISO 1302		tolerance <input checked="" type="checkbox"/> ISO 406 <input type="checkbox"/> ISO 1101		projection		product family BERGSTIK	
ltr	ecn no	dr	date	tolerances unless otherwise specified				title UNSHR.HEADER DR SMT	
N	F08-0253	LMU	08.12.10	angles	linear	scale N/A		dwg no 95278 sheet 2 of - size A3	
H	F10181	LMU	01.03.29					type CUSTOMER Drawing	
J	F04-0362	JCO	04.12.10	dr	D.LE	01.01.24			
K	F06-0208	JCO	06.06.22	enr	JM.C	01.01.24			
L	F08-0124	LMU	08.02.11	chr	JM.C	01.01.24			
M	F08-0148	RTR	08.03.31	appd	JF.N	01.01.24			
sheet index	revision sheet								