

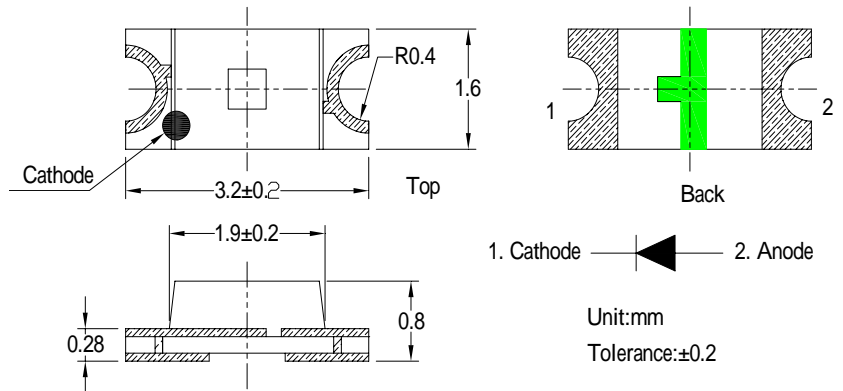
■Features

- Single chip
- Super high brightness of surface mount LED
- Compact package outline
(L x W x T) of 3.2mm x 1.6mm x 0.8mm
- Compatible to IR reflow soldering.

■Applications

- Backlighting (switches, keys, etc.)
- Marker lights (e.g. steps, exit ways, etc.)

■Outline Dimension



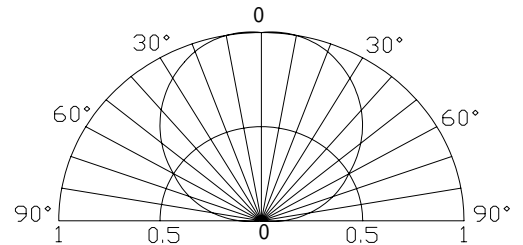
■Absolute Maximum Rating

(Ta=25)

Item	Symbol	Value		Unit
		WT/MT/BL/TG	YG/YL//OR/HR	
DC Forward Current	I _F	30	30	mA
Pulse Forward Current*	I _{FP}	100	100	mA
Reverse Voltage	V _R	5	5	V
Power Dissipation	P _D	100	70	mW
Operating Temperature	Topr	-40 ~ +85		
Storage Temperature	Tstg	-40~ +85		
Lead Soldering Temperature	Tsol	260 /5sec		-

*Pulse width Max 0.1ms, Duty ratio max 1/10

■Directivity



Electrical -Optical Characteristics

(Ta=25)

Part Number	Color		V _F (V)			I _R (μA)	I _v (mcd)			λD(nm)			2θ1/2(deg)
			Min.	Typ.	Max.	Max.	Min.	Typ.	Max.	Min.	Typ.	Max.	Typ.
			I _F =20mA			V _R =5V	I _F =20mA						
OSW51206C1C	White	W5	3.0	-	3.6	100	400	450	-	X=0.29 Y=0.29			120
OSM51206C1C	Warm White	M6	3.0	-	3.6	100	400	450	-	X:0.44, Y:0.41			120
OSB51206C1C	Blue	B5	3.0	-	3.6	100	80	100	-	460	465	475	120
OSG51206C1C	True Green	G5	2.9	-	3.6	100	300	350	-	520	525	530	120
OSG81206C1C	Yellow green	G8	1.8	-	2.5	100	20	45	-	565	570	575	120
OSY51206C1C	Yellow	Y5	1.8	-	2.5	100	60	90	-	585	590	595	120
OSO51206C1C	Orange	O5	1.8	-	2.5	100	100	120	-	600	605	610	120
OSR51206C1C	Red	R5	1.8	-	2.5	100	100	120	-	620	625	630	120

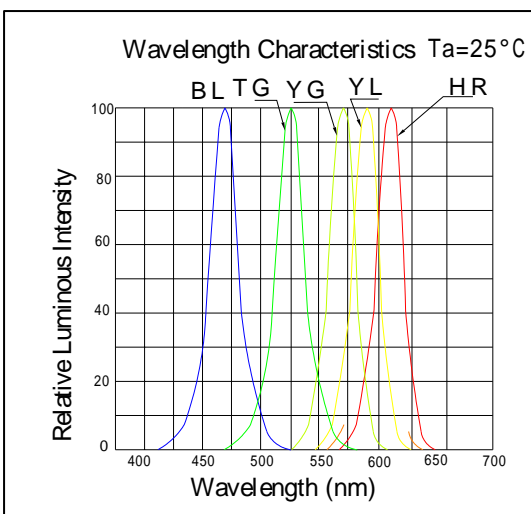
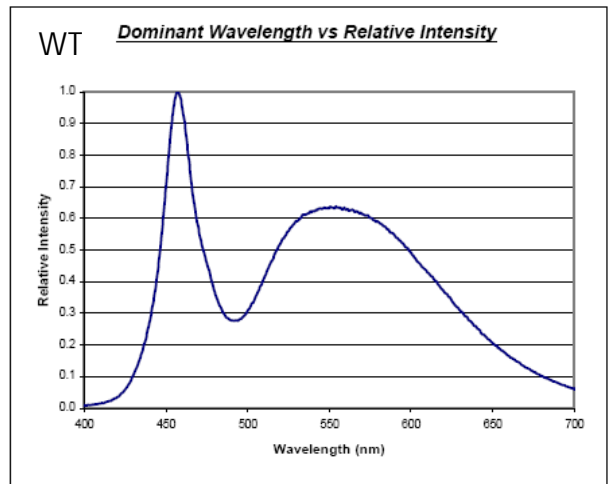
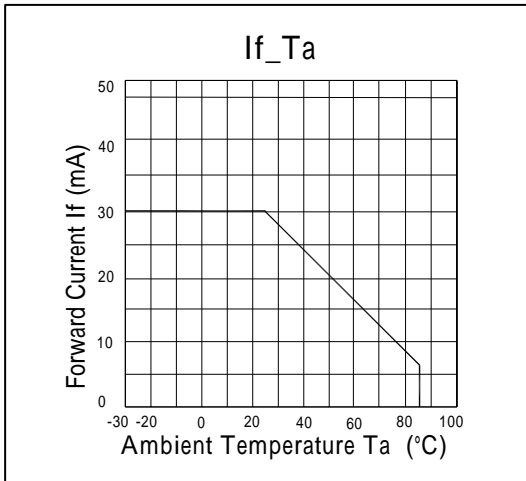
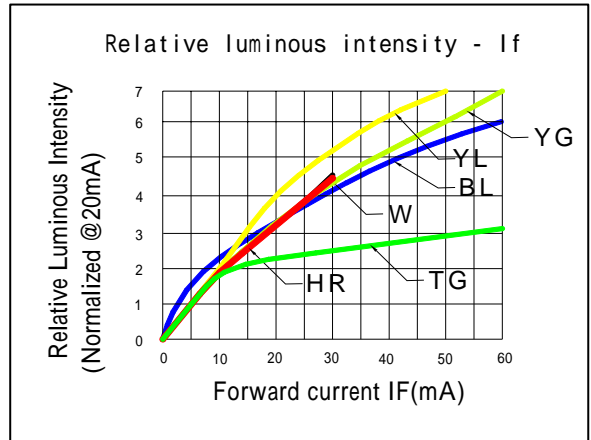
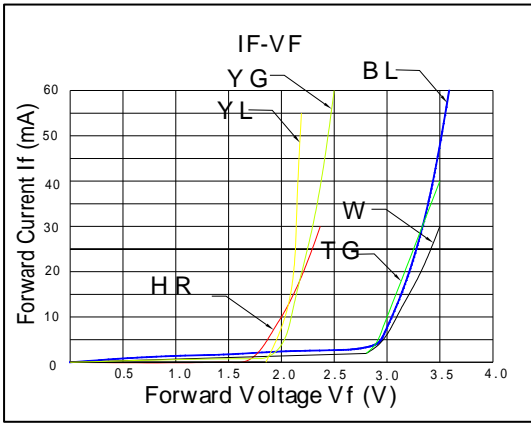
Note: * V_F tolerance: ±0.05V

* Dominant wavelength tolerance: ±1nm

* Luminous intensity is NIST reading. Luminous intensity tolerance: ±10%

■ Optical and electrical characteristics

TYPICAL ELECTRICAL/OPTICAL CHARACTERISTIC CURVES



MT

