



# RS1000FL THRU RS1010FL

## 1.0A Fast Recovery Rectifier

**YENYO**

### 1. 封裝 Package

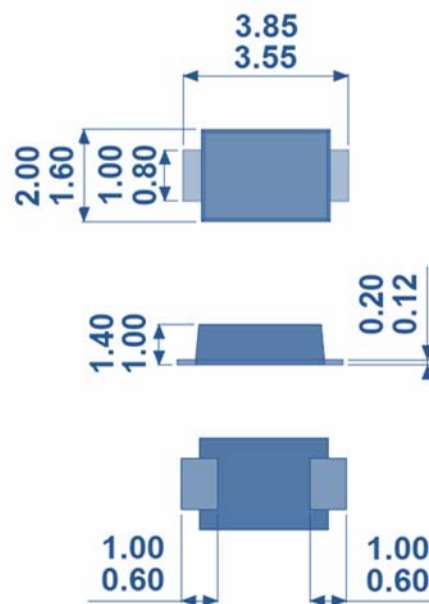
- 封裝方式 Method: SOD-123S
- 封裝尺寸 Dimension: 如圖示

### 2. 產品特色 Features

- For surface mounted applications
- Low profile package
- Ideal for automated placement
- Glass Passivated Chip Junction
- High temperature soldering : 260°C/10 seconds at terminals
- Lead-free & halogen-free parts, RoHS compliant

### 3. 機械數據 Mechanical Data

- Case: Molded plastic over passivated junction
- Terminals: Solder plated solderable per MIL-STD-750 Method 2026
- Polarity: Color band denotes cathode end
- Weight: approx.. 0.0173 grams



單位 Unit: millimeters

### 4. 極限值與電參數 Maximum Ratings & Electrical Characteristic

PARAMETER	Symbol	RS1000FL	RS1001FL	RS1002FL	RS1004FL	RS1006FL	RS1008FL	RS1010FL	UNITS	
Marking Code	-	R1A	R1B	R1D	R1G	R1J	R1K	R1M	-	
Repetitive Peak Reverse Voltage	$V_{RRM}$	50	100	200	400	600	800	1000	Volts	
RMS Voltage	$V_{RMS}$	35	70	140	280	420	560	700	Volts	
DC Blocking Voltage	$V_{DC}$	50	100	200	400	600	800	1000	Volts	
Average Forward Rectified Current Derate above $T_c=110^{\circ}C$	$I_{F(AV)}$	1.0							Amps	
Peak Forward Surge Current at $t=8.3ms$ single half sine-wave superimposed on rated load	$I_{FSM}$	30							Amps	
Max. Instantaneous Forward Voltage at 1.0A	$V_F$	1.3							Volts	
DC Reverse Current at Rated DC Blocking Voltage $T_J=25^{\circ}C$	$I_R$	3							$\mu A$	
Thermal Resistance Junction to Ambient	$R_{EJA}$	180							$^{\circ}C/W$	
Operating Junction and Storage Temperature Range	$T_J, T_{STG}$	-55 to +150							$^{\circ}C$	
Reverse Recovery Time $I_F=0.5A$ $I_R=1A$ $I_{RR}=0.25A$	$T_{rr}$	150				250		500		nS



YENYO

# RS100FL THRU RS1010FL 1.0A Fast Recovery Rectifier

## 5. 特性曲線 Rating & Characteristic Curves

Fig. 1 Typical Forward Characteristics

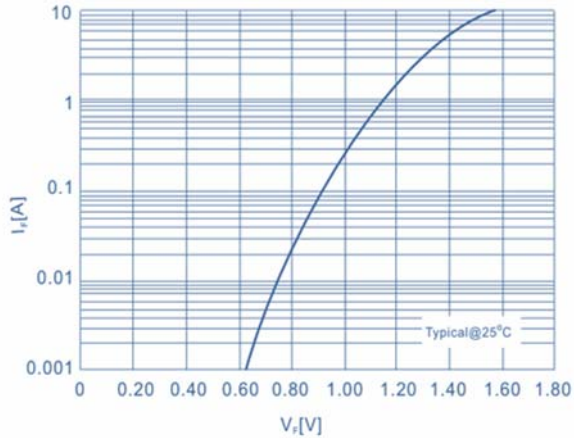


Fig. 2 Forward Current Derating Curve

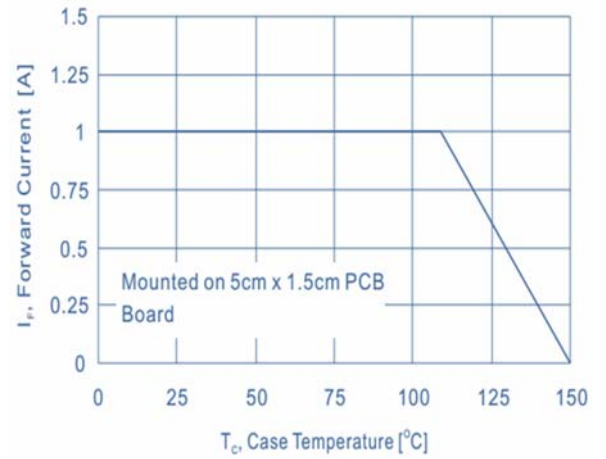


Fig. 3 Maximum Non-Repetitive Surge Current

