



样品承认书

Sample Approval Sheet

产品类别(product type):SMD		
产品名称(product name): 0805Yellow Green		
产品编号(Part No.): WEJT81HC-843		
样品编号(Sample No.):		
承认书编号(Acknowledgement Numbers):		
签核 (Signatures)		
核准(Approved)	审核(Checked)	制定(Drawn)

客户 (Customer)		
公司名称(Corporation):		
物料编码(material No.):		
物料名称(Part No.):		
客户确认 (Customer Signatures)		

地址: 深圳市光明新区公明街道玉律社区第六工业区 21 栋

Factory Add:21st Bld yulv 6th industrial Park,Gen yu Road gongming New District,Shenzhen, Guang Dong China

电话(tel): 0755-29785600 29785800 传真(fax): 0755-29785100 联系人(contact person):

网址(web site): www.wej.cn

邮箱(mail): sale@yongerjia.com



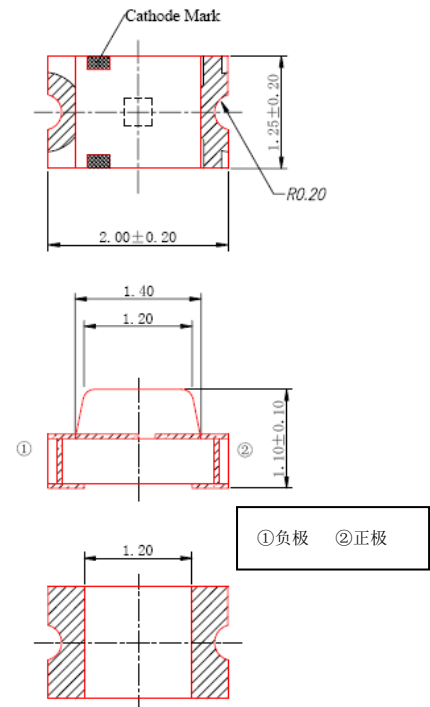
Features

- ※ High intensity
- ※ Reliable and rugged
- ※ Low current requirement
- ※ IC compatible

Description

The Yellow green Lamps are made
With InGaN/Sapphire chip and Water
clear epoxy resin

Package Dimensions



Notes:

1. All dimensions in mm tolerance is ± 0.25 mm unless otherwise noted.
2. All dimensions are in mm



Selection Guide

Part No. (产品型号)	Emitted Color (发光颜色)	Resin color (胶体颜色)	Viewing Angle(1) (发光角度) 2θ1/2
WEJT81HC-843	Yellow Green	Water Clear	120

Notes:

1. θ1/2 is the angle from optical centerline where the luminous intensity is 1/2 of the optical peak value.

Absolute Maximum Ratings(Ta=25°C)

Parameter	Symbol	Rating	Unit
Power Dissipation	PD	75	mW
Forward Current (DC)	IF	30	mA
Peak Forward Current(Pulse width ≤ 0.1msec duty ≤ 1/10)	IFP	100	mA
Reverse Voltage	VR	5.0	V
Electro-Static-Discharge	ESD	1000	V
Operation Temperature Range	Topr	-25to+85	°C
Storage Temperature Range	Tstg	-40to+100	°C
Lead Soldering Temperature(1.6mm from body) for 5 seconds		260	°C

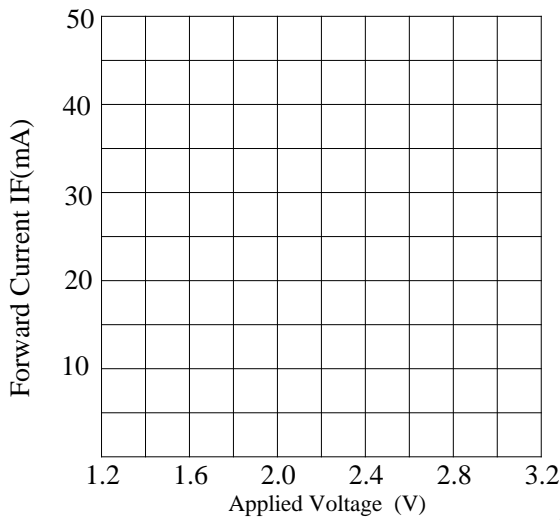
Typical Electrical and Optical Characteristics(Ta=25°C)

Parameter	Symbol	Condition	Min.	Typ.	Max.	Unit
Luminous Intensity	Iv	If=20mA	25	40		mcd
Forward Voltage	Vf	If=20mA		2.0	2.5	v
Peak Wavelength	λ P	If=20mA		573		
Dominant Wavelength	λ D	If=20mA		570		
Reverse Current	Ir	Vr=5v			50	uA
Viewing Angle	2 θ 1/2	If=20mA		120		deg
Spectrum Line Half width	Δ λ	If=20mA		26		nm

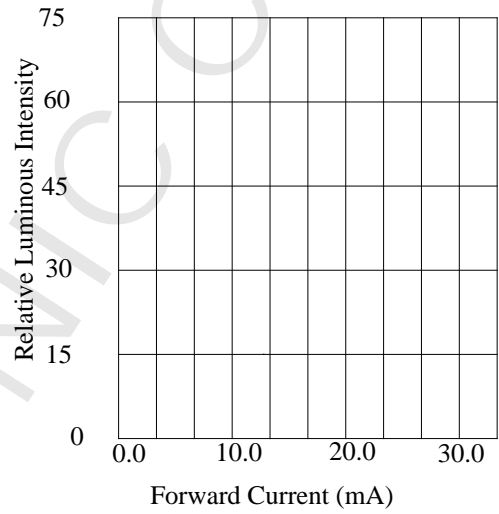




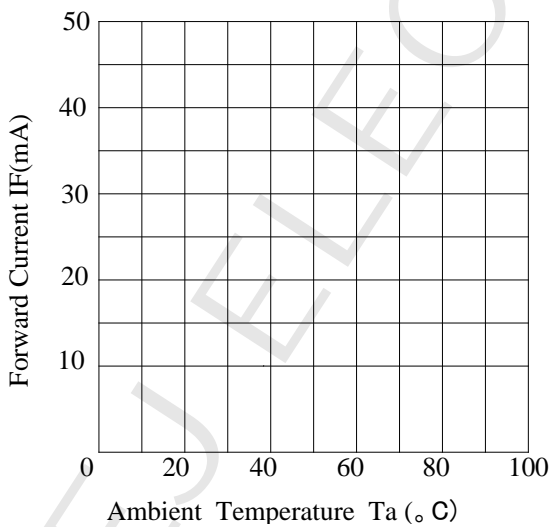
Typical Electrical / Optical Characteristics Curves



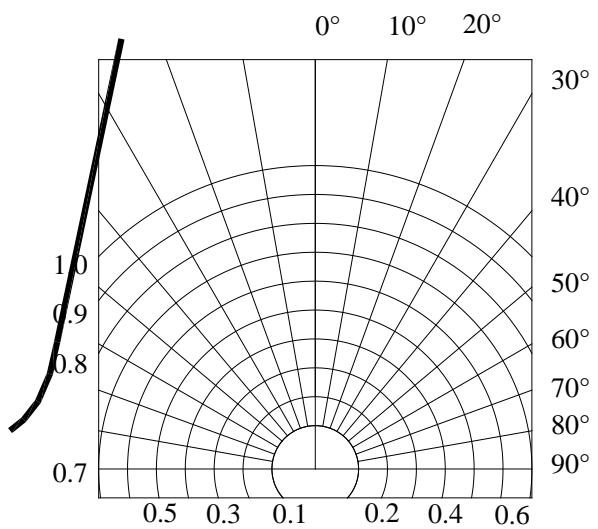
FORWARD CURRENT VS.APPLIED VOLTAGE



FORWARD CURRENT VS. LUMINOUS INTENSITY



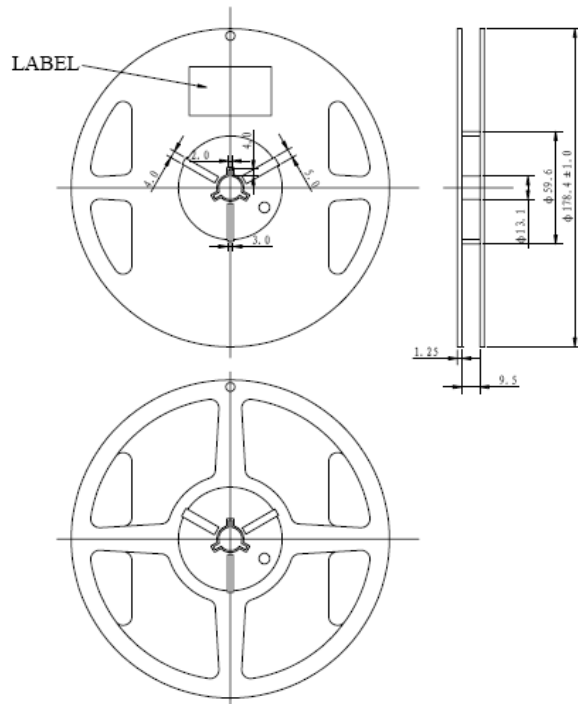
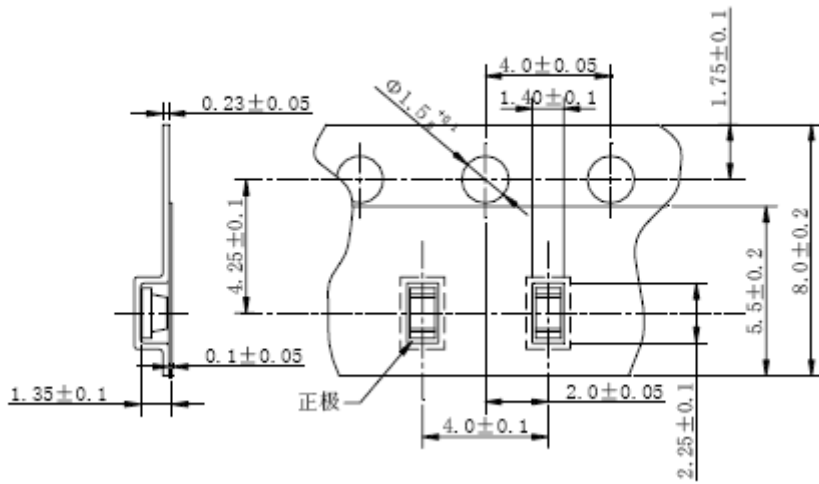
AMBIENT TEMPERA TURE VS.FORWARD CURRENT



RADIATION DIAGRAM



ENCASED TYPE





Precaution in use

Storage

Recommended storage environment

Temperature: 5°C-30°C(41F~86F)

Humidity: 60%RH Max

Use within 3days after opening of sealed vapor/ESD barrier bags.

Fold the opened bag firmly and keep in dry environment.

Soldering

Reflow Soldering			Hand Soldering	
Pre-heat Pre-heat time Peak temperature Soldering time Condition	Lead Soldering	Lead-free Solder	Temperature Soldering time	350°C Max 3see Max (onetime only)
	120~150°C	180~200°C		
	120see Max	120see Max		
	240°CMax	260°CMax		
	10see Max	10seeMax		
	Refer to	Refer to		
	Temperature-profile1	Temperature-profile1		

After reflow soldering rapid cooling should be avoided.

Temperature –profile(Surface of circuit board)

Use the conditions shown to the under figure.

