

## Advance Information

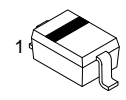
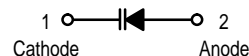
# Voltage Variable Capacitance Diode for UHF Band Radio

This device is designed for UHF tuning and general frequency control and tuning. This device is supplied in the SOD-323 plastic surface mount package for high volume, pick and place assembly requirements, and is a member of the Motorola microExecutive series.

- High Figure of Merit — Q
- Guaranteed Capacitance Range
- Controlled and Uniform Tuning Ratio
- 0805 Footprint Compatible SOD-323 package
- Available in tape and reel

**MMVL229AT1**

**15 VOLT  
VOLTAGE VARIABLE  
CAPACITANCE DIODE**



**CASE 477-02, STYLE 1  
SOD-323**

### MAXIMUM RATINGS ( $T_A = 25^\circ\text{C}$ unless otherwise noted)

Rating	Symbol	Value	Unit
Reverse Voltage	$V_R$	15	Vdc
Junction Temperature	$T_J$	125	$^\circ\text{C}$
Storage Temperature Range	$T_{stg}$	-55 to +125	$^\circ\text{C}$

### ELECTRICAL CHARACTERISTICS ( $T_A = 25^\circ\text{C}$ unless otherwise noted)

Characteristic	Symbol	Min	Typ	Max	Unit
Reverse Voltage ( $I_R = 1.0 \mu\text{A}_{dc}$ )	$V_R$	15	—	—	Vdc
Reverse Current ( $V_R = 15 \text{ Vdc}$ )	$I_R$	—	—	3.0	nAdc
Capacitance ( $V_R = 2 \text{ V}$ , $f = 1.0 \text{ MHz}$ )	$C_{2V}$	14	15	16	pF
Capacitance ( $V_R = 4 \text{ V}$ , $f = 1.0 \text{ MHz}$ )	$C_{4V}$	—	11	—	pF
Capacitance ( $V_R = 10 \text{ V}$ , $f = 1.0 \text{ MHz}$ )	$C_{10V}$	5.5	6.0	6.5	pF
Capacitance Ratio	$C_{2V/10V}$	2.0	2.5	3.0	
Series Resistance ( $V_R = 5.0 \text{ V}$ , $f = 470 \text{ MHz}$ )	$r_s$	—	0.27	0.4	$\Omega$

Replaces MMVL229A

TYPICAL DEVICE CHARACTERISTICS

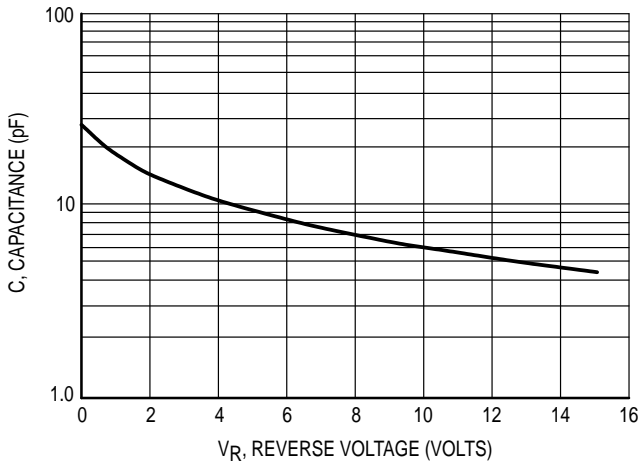


Figure 1. Capacitance versus Reverse Voltage

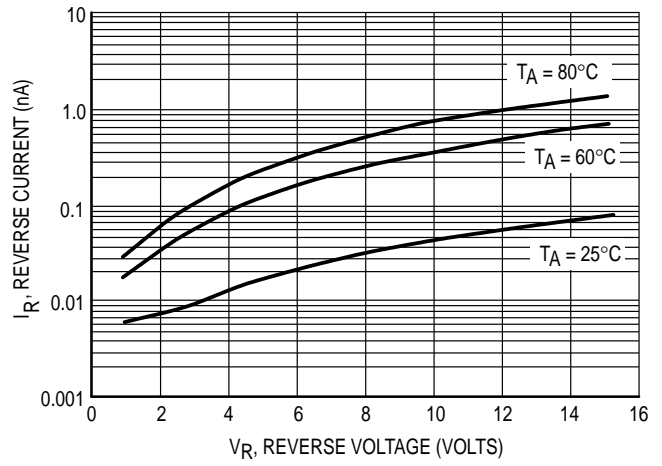


Figure 2. Reverse Current versus Reverse Voltage

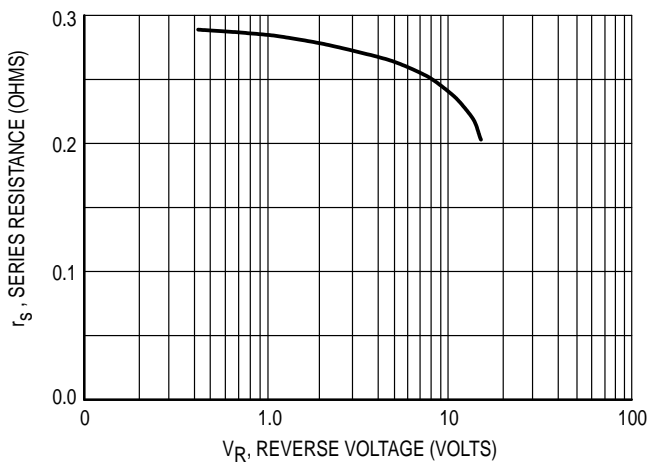


Figure 3. Series Resistance versus Reverse Voltage

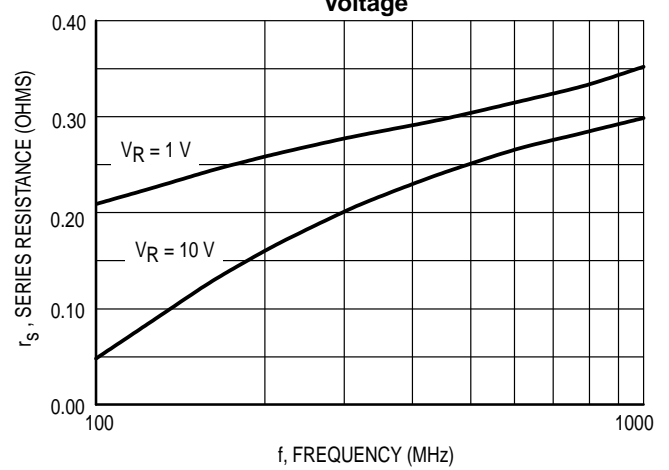


Figure 4. Series Resistance versus Frequency

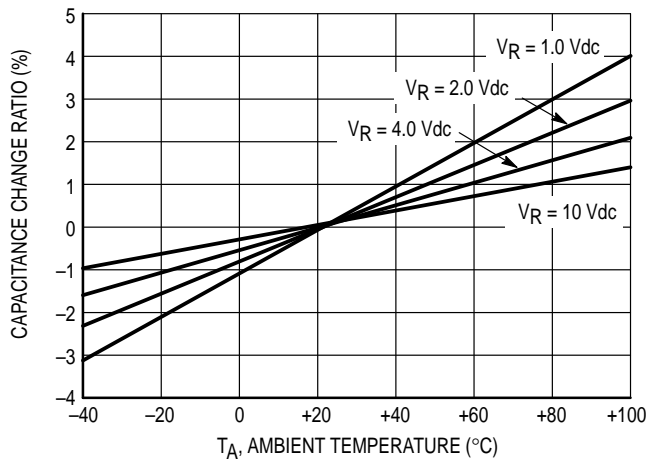


Figure 5. Capacitance Change Ratio versus Ambient Temperature

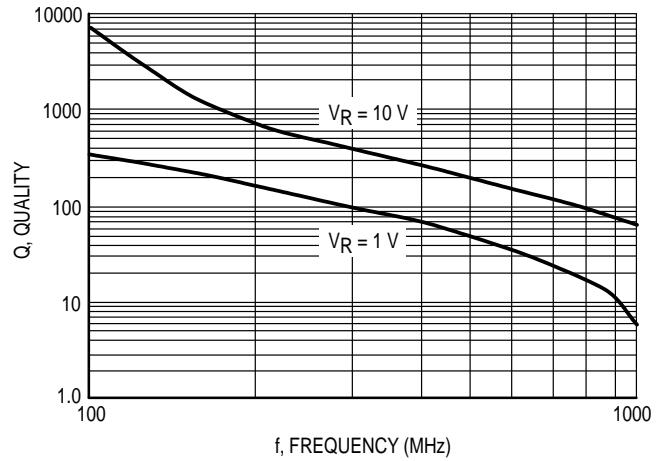
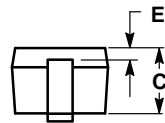
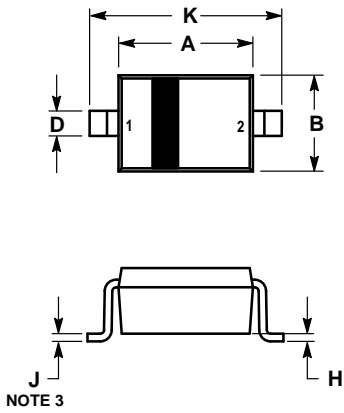


Figure 6. Quality versus Frequency

PACKAGE DIMENSIONS




- NOTES:
1. DIMENSIONING AND TOLERANCING PER ANSI Y14.5M, 1982.
  2. CONTROLLING DIMENSION: MILLIMETERS.
  3. LEAD THICKNESS SPECIFIED PER L/F DRAWING WITH SOLDER PLATING.

DIM	MILLIMETERS		INCHES	
	MIN	MAX	MIN	MAX
A	1.60	1.80	0.063	0.071
B	1.15	1.35	0.045	0.053
C	0.80	1.00	0.031	0.039
D	0.25	0.40	0.010	0.016
E	0.15 REF		0.006 REF	
H	0.00	0.10	0.000	0.004
J	0.089	0.177	0.0035	0.0070
K	2.30	2.70	0.091	0.106

STYLE 1:  
 PIN 1. CATHODE  
 2. ANODE

CASE 477-02  
 SOD-323  
 ISSUE A

Motorola reserves the right to make changes without further notice to any products herein. Motorola makes no warranty, representation or guarantee regarding the suitability of its products for any particular purpose, nor does Motorola assume any liability arising out of the application or use of any product or circuit, and specifically disclaims any and all liability, including without limitation consequential or incidental damages. "Typical" parameters which may be provided in Motorola data sheets and/or specifications can and do vary in different applications and actual performance may vary over time. All operating parameters, including "Typicals" must be validated for each customer application by customer's technical experts. Motorola does not convey any license under its patent rights nor the rights of others. Motorola products are not designed, intended, or authorized for use as components in systems intended for surgical implant into the body, or other applications intended to support or sustain life, or for any other application in which the failure of the Motorola product could create a situation where personal injury or death may occur. Should Buyer purchase or use Motorola products for any such unintended or unauthorized application, Buyer shall indemnify and hold Motorola and its officers, employees, subsidiaries, affiliates, and distributors harmless against all claims, costs, damages, and expenses, and reasonable attorney fees arising out of, directly or indirectly, any claim of personal injury or death associated with such unintended or unauthorized use, even if such claim alleges that Motorola was negligent regarding the design or manufacture of the part. Motorola and  are registered trademarks of Motorola, Inc. Motorola, Inc. is an Equal Opportunity/Affirmative Action Employer.

Mfax is a trademark of Motorola, Inc.

**How to reach us:**

**USA/EUROPE/Locations Not Listed:** Motorola Literature Distribution;  
P.O. Box 5405, Denver, Colorado 80217. 1-303-675-2140 or 1-800-441-2447

**JAPAN:** Nippon Motorola Ltd.; SPD, Strategic Planning Office, 141,  
4-32-1 Nishi-Gotanda, Shinagawa-ku, Tokyo, Japan. 81-3-5487-8488

**Customer Focus Center: 1-800-521-6274**

**Mfax™:** RMFAX0@email.sps.mot.com – TOUCHTONE 1-602-244-6609  
Motorola Fax Back System – US & Canada ONLY 1-800-774-1848  
– http://sps.motorola.com/mfax/

**ASIA/PACIFIC:** Motorola Semiconductors H.K. Ltd.; 8B Tai Ping Industrial Park,  
51 Ting Kok Road, Tai Po, N.T., Hong Kong. 852-26629298

**HOME PAGE:** <http://motorola.com/sps/>

